

**Form 5500**

Department of the Treasury  
Internal Revenue Service

Department of Labor  
Employee Benefits Security  
Administration

Pension Benefit Guaranty Corporation

**Annual Return/Report of Employee Benefit Plan**

This form is required to be filed for employee benefit plans under sections 104 and 4065 of the Employee Retirement Income Security Act of 1974 (ERISA) and sections 6057(b) and 6058(a) of the Internal Revenue Code (the Code).

( **Complete all entries in accordance with the instructions to the Form 5500.**

OMB Nos. 1210-0110  
1210-0089

**2022**

**This Form is Open to Public Inspection**

**Part I Annual Report Identification Information**

For calendar plan year 2022 or fiscal plan year beginning \_\_\_\_\_ and ending \_\_\_\_\_

**A** This return/report is for:  a multiemployer plan  a multiple-employer plan (Filers checking this box must attach a list of participating employer information in accordance with the form instructions.)  a single-employer plan, check here

**D** Check box if filing under:  Form 5558  automatic extension  the DFVC program  special extension (enter description)

**E** If this is a retroactively adopted plan permitted by SECURE Act section 201, check here. . . . . (  )

**Part II Basic Plan Information**—enter all requested information

<b>1a</b> Name of plan	<b>1b</b> Three-digit plan number (PN) (
	<b>1c</b> Effective date of plan
<b>2a</b> Plan sponsor's name (employer, if for a single-employer plan) Mailing address (include room, apt., suite no. and street, or P.O. Box) City or town, state or province, country, and ZIP or foreign postal code (if foreign, see instructions)	<b>2b</b> Employer Identification Number (EIN)

<p><b>3a</b> Plan administrator's name and address <input type="checkbox"/> Same as Plan Sponsor</p>	<p><b>3b</b> Administrator's EIN</p> <hr/> <p><b>3c</b> Administrator's telephone number</p>		
<p><b>4</b> If the name and/or EIN of the plan sponsor or the plan name has changed since the last return/report filed for this plan, enter the plan sponsor's name, EIN, the plan name and the plan number from the last return/report:</p> <p><b>a</b> Sponsor's name</p> <p><b>c</b> Plan Name</p>	<p><b>4b</b> EIN</p> <hr/> <p><b>4d</b> PN</p>		
<p><b>5</b> Total number of participants at the beginning of the plan year</p>	<table border="1" style="width: 100%; border-collapse: collapse;"> <tr> <td style="width: 10%; text-align: center;"><b>5</b></td> <td style="width: 90%;"></td> </tr> </table>	<b>5</b>	
<b>5</b>			
<p><b>6</b> Number of participants as of the end of the plan year unless otherwise stated (welfare plans complete only lines <b>6a(1)</b>, <b>6a(2)</b>, <b>6b</b>, <b>6c</b>, and <b>6d</b>).</p>	<table border="1" style="width: 100%; border-collapse: collapse;"> <tr> <td style="width: 10%;"></td> <td style="width: 90%;"></td> </tr> </table>		
<p><b>a(1)</b> Total number of active participants at the beginning of the plan year .....</p>	<table border="1" style="width: 100%; border-collapse: collapse;"> <tr> <td style="width: 10%; text-align: center;"><b>6a(1)</b></td> <td style="width: 90%;"></td> </tr> </table>	<b>6a(1)</b>	
<b>6a(1)</b>			
<p><b>a(2)</b> Total number of active participants at the end of the plan year .....</p>	<table border="1" style="width: 100%; border-collapse: collapse;"> <tr> <td style="width: 10%; text-align: center;"><b>6a(2)</b></td> <td style="width: 90%;"></td> </tr> </table>	<b>6a(2)</b>	
<b>6a(2)</b>			
<p><b>b</b> Retired or separated participants receiving benefits .....</p>	<table border="1" style="width: 100%; border-collapse: collapse;"> <tr> <td style="width: 10%; text-align: center;"><b>6b</b></td> <td style="width: 90%;"></td> </tr> </table>	<b>6b</b>	
<b>6b</b>			
<p><b>c</b> Other retired or separated participants entitled to future benefits.....</p>	<table border="1" style="width: 100%; border-collapse: collapse;"> <tr> <td style="width: 10%; text-align: center;"><b>6c</b></td> <td style="width: 90%;"></td> </tr> </table>	<b>6c</b>	
<b>6c</b>			
<p><b>d</b> Subtotal. Add lines <b>6a(2)</b>, <b>6b</b>, and <b>6c</b>.....</p>	<table border="1" style="width: 100%; border-collapse: collapse;"> <tr> <td style="width: 10%; text-align: center;"><b>6d</b></td> <td style="width: 90%;"></td> </tr> </table>	<b>6d</b>	
<b>6d</b>			
<p><b>e</b> Deceased participants whose beneficiaries are receiving or are entitled to receive benefits. ....</p>	<table border="1" style="width: 100%; border-collapse: collapse;"> <tr> <td style="width: 10%; text-align: center;"><b>6e</b></td> <td style="width: 90%;"></td> </tr> </table>	<b>6e</b>	
<b>6e</b>			
<p><b>f</b> Total. Add lines <b>6d</b> and <b>6e</b> .....</p>	<table border="1" style="width: 100%; border-collapse: collapse;"> <tr> <td style="width: 10%; text-align: center;"><b>6f</b></td> <td style="width: 90%;"></td> </tr> </table>	<b>6f</b>	
<b>6f</b>			
<p><b>g</b></p>			

---

**Part III Form M-1 Compliance Information (to be completed by welfare benefit plans)**

---

**11a** If the plan provides welfare benefits, was the plan subject to the Form M-1 filing requirements during the plan year? (See instructions and 29 CFR 2520.101-2.) .....  Yes  No

If "Yes" is checked, complete lines 11b and 11c.

---

**11b** Is the plan currently in compliance with the Form M-1 filing requirements? (See instructions and 29 CFR 2520.101-2.) .....  Yes  No

**11c** Enter the Receipt Confirmation Code for the 2022 Form M-1 annual report. If the plan was not required to file the 2022 Form M-1 annual report, enter the Receipt Confirmation Code for the most recent Form M-1 that was required to be filed under the Form M-1 filing requirements. (Failure to enter a valid Receipt Confirmation Code will subject the Form 5500 filing to rejection as incomplete.)

Receipt Confirmation Code \_\_\_\_\_

---

**SCHEDULE C  
(Form 5500)**

Department of the Treasury  
Internal Revenue Service

Department of Labor  
Employee Benefits Security Administration

Pension Benefit Guaranty Corporation

**Service Provider Information**

This schedule is required to be filed under section 104 of the Employee Retirement Income Security Act of 1974 (ERISA).

**File as an attachment to Form 5500.**

OMB No. 1210-0110

**2022**

**This Form is Open to Public  
Inspection.**

For calendar plan year 2022 or fiscal plan year beginning

and ending

**A** Name of plan

**B** Three-digit  
plan number (PN)

**C** Plan sponsor's name as shown on line 2a of Form 5500

**D** Employer Identification Number (EIN)

---

---

**(b)** Enter name and EIN or address of person who provided you disclosures on eligible indirect compensation

---

---

---

**2. Information on Other Service Providers Receiving Direct or Indirect Compensation.** Except for those persons for whom you answered "Yes" to line 1a above, complete as many entries as needed to list each person receiving, directly or indirectly, \$5,000 or more in total compensation (i.e., money or anything else of value) in connection with services rendered to the plan or their position with the plan during the plan year. (See instructions).

---

**(a)** Enter name and EIN or address (see instructions)

---

<b>(b)</b> Service Code(s)	<b>(c)</b> Relationship to employer, employee organization, or person known to be a party-in-interest	<b>(d)</b> Enter direct compensation paid by the plan. If none, enter -0-.	<b>(e)</b> Did service provider receive indirect
----------------------------------	--	--	--

---

**2. Information on Other Service Providers Receiving Direct or Indirect Compensation.** Except for those persons for whom you answered "Yes" to line 1a above, complete as many entries as needed to list each person receiving, directly or indirectly, \$5,000 or more in total compensation (i.e., money or anything else of value) in connection with services rendered to the plan or their position with the plan during the plan year. (See instructions).

---

**(a)** Enter name and EIN or address (see instructions)

---

<b>(b)</b> Service Code(s)	<b>(c)</b> Relationship to employer, employee organization, or person known to be a party-in-interest	<b>(d)</b> Enter direct compensation paid by the plan. If none, enter -0-.	<b>(e)</b> Did service provider receive indirect
----------------------------------	--	--	--

**Part I Service Provider Information (continued)**

3. If you reported on line 2 receipt of indirect compensation, other than eligible indirect compensation, by a service provider, and the service provider is a fiduciary or provides contract administrator, consulting, custodial, investment advisory, investment management, broker, or recordkeeping services, answer the following questions for (a) each source from whom the service provider received \$1,000 or more in indirect compensation and (b) each source for whom the service provider gave you a formula used to determine the indirect compensation instead of an amount or estimated amount of the indirect compensation. Complete as many entries as needed to report the required information for each source.

(a)





**a** Name:

**b** EIN:

**SCHEDULE D  
(Form 5500)**

Department of the Treasury  
Internal Revenue Service

Department of Labor  
Employee Benefits Security Administration

01/01/2022

am

12/31/2022

LMC BENEFIT TRUST FOR COLLECTIVELY BARGAINED EMPLOYEES

004

LOCKHEED MARTIN CORPORATION

13-3507980

Name of MTIA, CCT, PSA, or 103-12 IE: NT COMMON AGGREGATE BOND INDEX FUND  
NORTHERN TRUST INVESTMENTS, INC.

27-6124985-001

C

47831908

**a** Name of MTIA, CCT, PSA, or 103-12 IE:

**b** Name of sponsor of entity listed in (a):

**c** EIN-PN

**d** Entity code

**e** Dollar value of interest in MTIA, CCT, PSA, or 103-12 IE at end of year (see instructions)

**a** Name of MTIA, CCT, PSA, or 103-12 IE:

**b** Name of sponsor of entity listed in (a):

**c** EIN-PN

**d** Entity code

**e** Dollar value of interest in MTIA, CCT, PSA, or 103-12 IE at end of year (see instructions)

**a** Name of MTIA, CCT, PSA, or 103-12 IE:

**b** Name of sponsor of entity listed in (a):

**c** EIN-PN

**e** Dollar value of interest in MTIA, CCT, PSA, or 103-12 IE at end of year (see instructions)

**a** Name of MTIA, CCT, PSA, or 103-12 IE:

**b** Name of sponsor of entity listed in (a):

**c** EIN-PN

**d** Entity code

**e** Dollar value of interest in MTIA, CCT, PSA, or 103-12 IE at end of year (see instructions)

**a** Name of MTIA, CCT, PSA, or 103-12 IE:

**b** Name of sponsor of entity listed in (a):

**c** EIN-PN

**d** Entity code

**e** Dollar value of interest in MTIA, CCT, PSA, or 103-12 IE at end of year (see instructions)

**a** Name of MTIA, CCT, PSA, or 103-12 IE:

**b** Name of sponsor of entity listed in (a):

**c** EIN-PN

**d** Entity code

**e** Dollar value of interest in MTIA, CCT, PSA, or 103-12 IE at end of year (see instructions)

**a** Name of MTIA, CCT, PSA, or 103-12 IE:

**b** Name of sponsor of entity listed in (a):

**c** EIN-PN

**d** Entity code

**e** Dollar value of interest in MTIA, CCT, PSA, or 103-12 IE at end of year (see instructions)

**a** Name of MTIA, CCT, PSA, or 103-12 IE:

**b** Name of sponsor of entity listed in (a):

**c** EIN-PN

**d** Entity code

**e**

**Part II** Information on Participating Plans (to be completed by DFEs)

**SCHEDULE H  
(Form 5500)**

**Financial Information**

Department of the Treasury  
Internal Revenue Service

This schedule is required to be filed with Form 5500.

or

Department of Labor  
Employee Benefits Security Administration  
Pension Benefit Guaranty Corporation

--	--

**C** Plan sponsor's name as shown on line 2a of Form 5500

**D** Employer Identification Number (EIN)

**Part I** Assets (not including investments)

	<b>1b(2)</b>	
(3) Other.....	<b>1b(3)</b>	
<b>C</b> General investments:		
(1) Interest-bearing cash (include money market accounts & certificates of deposit).....	<b>1c(1)</b>	
(2) U.S. Government securities .....	<b>1c(2)</b>	
(3) Corporate debt instruments (other than employer securities):		
(A) Preferred .....	<b>1c(3)(A)</b>	
(B) All other .....	<b>1c(3)(B)</b>	
(4) Corporate stocks (other than employer securities):		
(A) Preferred .....	<b>1c(4)(A)</b>	
(B) Common.....	<b>1c(4)(B)</b>	
(5) Partnership/joint venture interests .....	<b>1c(5)</b>	
(6) Real estate (other than employer real property) .....	<b>1c(6)</b>	
(7) Loans (other than to participants).....	<b>1c(7)</b>	

814478745	622767478
0	148542
109333	153303
109333	301845
814369412	622465633
	0
29046	
101656	
6188764	
74566	
	6394032
686656	
3884394	
3836176	
	8407226
222211740	
241063573	
	-18851833
-56320631	
	-56320631

		(a) Amount	(b) Total
(6) Net investment gain (loss) from common/collective trusts .....	<b>2b(6)</b>		
(7) Net investment gain (loss) from pooled separate accounts .....	<b>2b(7)</b>		
(8) Net investment gain (loss) from master trust investment accounts .....	<b>2b(8)</b>		
(9) Net investment gain (loss) from 103-12 investment entities.....	<b>2b(9)</b>		
(10) Net investment gain (loss) from registered investment companies (e.g., mutual funds) .....	<b>2b(10)</b>		
<b>c</b> Other income .....	<b>2c</b>		
<b>d</b> Total income. Add all <b>income</b> amounts in column (b) and enter total .....	<b>2d</b>		
<b>Expenses</b>			
<b>e</b> Benefit payment and payments to provide benefits:			
(1) Directly to participants or beneficiaries, including direct rollovers .....	<b>2e(1)</b>		
(2) To insurance carriers for the provision of benefits .....	<b>2e(2)</b>		
(3) Other .....	<b>2e(3)</b>		
(4)			



Yes

No

Amount

b

d

e

f

	Yes	No	Amount
4c			
4d			
4e			

	Yes	No	Amount
4h			


4h

# LMC Benefit Trust for Collectively Bargained Employees

EIN: 13 3507980 / PN: 004

Plan Year: 2022

**Schedule H, line 4j – Schedule of Reportable Transactions**




1 JAN 22 - 31 AUG 22




Security Description / Asset ID	Shares/Par Value	Date	Acquisition Price	Disposition Price	Lease Rental	Expenses Incurred	Cost	Current Value on Transaction Date	Net Gain/Loss
---------------------------------	------------------	------	-------------------	-------------------	--------------	-------------------	------	-----------------------------------	---------------

**British pound sterling - GBP**

**Danish krone - DKK**






1 JAN 22 - 31 AUG 22

Account Name LOCKHEED Account number LOCKV2




Security Description / Asset ID	Shares/Par Value	Date	Acquisition Price	Disposition Price	Lease Rental	Expenses Incurred	Cost	Current Value on Transaction Date	Net Gain/Loss
---------------------------------	------------------	------	-------------------	-------------------	--------------	-------------------	------	-----------------------------------	---------------















## ◆ 5% Report - Part B


*Series of Non-Security Transactions with Same Party in Excess of 5%*

Security Description / Asset ID	Shares/Par Value	Date	Acquisition Price	Disposition Price	Lease Rental	Expenses Incurred	Cost	Current Value on Transaction Date	Net Gain/Loss
<b><i>NORTHERN TRUST COMPANY, CHICAGO</i></b>									
FX DEAL TRANSACTED ON 03 FEB 2022 EUR / USD EX.RATE 0.8736562 WITH NORTHERN	-188,149.930	3 Feb 22				0.00	-188,149.93	-188,149.93	0.00
FX DEAL TRANSACTED ON 03 FEB 2022 EUR / USD EX.RATE 0.8736562 WITH NORTHERN	-188,119.330	3 Feb 22				0.00	-188,119.33	-188,119.33	0.00
FX DEAL TRANSACTED ON 03 FEB 2022 GBP / USD EX.RATE 0.7344366 WITH NORTHERN	-105,652.220	3 Feb 22				0.00	-105,652.22	-105,652.22	0.00
FX DEAL TRANSACTED ON 04 AUG 2022 DKK / USD EX.RATE 7.261486 WITH NORTHERN TRUST	-386,251.920	4 Aug 22				0.00	-386,251.92	-386,251.92	0.00
FX DEAL TRANSACTED ON 04 MAR 2022 DKK / USD EX.RATE 6.802753 WITH NORTHERN TRUST	-771,129.550	4 Mar 22				0.00	-771,129.55	-771,129.55	0.00
FX DEAL TRANSACTED ON 04 MAR 2022 USD / EUR EX.RATE 1.091826 WITH NORTHERN TRUST	757,405.350	4 Mar 22				0.00	757,405.35	757,405.35	0.00
FX DEAL TRANSACTED ON 06 APR 2022 CHF / USD EX.RATE 0.931454 WITH NORTHERN TRUST	-587,057.940	6 Apr 22				0.00	-587,057.94	-587,057.94	0.00
FX DEAL TRANSACTED ON 06 APR 2022 DKK / USD EX.RATE 6.812246 WITH NORTHERN TRUST	-578,389.000	6 Apr 22				0.00	-578,389.00	-578,389.00	0.00
FX DEAL TRANSACTED ON 06 APR 2022 USD / CHF EX.RATE 1.071414 WITH NORTHERN TRUST	8,914.160	6 Apr 22				0.00	8,914.16	8,914.16	0.00
FX DEAL TRANSACTED ON 06 APR 2022 USD / CHF EX.RATE 1.071414 WITH NORTHERN TRUST	5,533.000	6 Apr 22				0.00	5,533.00	5,533.00	0.00
FX DEAL TRANSACTED ON 06 APR 2022 USD / CHF EX.RATE 1.071414 WITH NORTHERN TRUST	5,013.680	6 Apr 22				0.00	5,013.68	5,013.68	0.00
FX DEAL TRANSACTED ON 06 APR 2022 USD / CHF	3,175.670	6 Apr 22							

NOTE: TRANSACTIONS ARE BASED ON THE 2021-12-31 VALUE (INCLUDING ACCRUALS) OF 814,369,411.65

























# Single Transactions in Excess of Five Percent of Plan Assets

Report ID: T6400

Status: FINAL

ALL VEBA II - LH3GVEBAII00

9/1/2022 - 12/31/2022

ALL VEBA II

---

Security ID	Security Description	Tran Code	Shares	Transaction Expense	Cost of Acquisitions	Proceeds of Dispositions	Cost of Assets Disposed	Gain/Loss
-------------	----------------------	-----------	--------	---------------------	----------------------	--------------------------	-------------------------	-----------

---

5% VALUE :        40,718,470.58

\*\*\* NO ACTIVITY FOR THIS PERIOD \*\*\*



Series of Transactions in Excess of Five Percent of Plan Assets

Report ID: T6500

Status: FINAL

ALL VEBA II - LH3GVEBAII00

9/1/2022 - 12/31/2022

ALL VEBA II


Tran Count	Security ID	Security Description	Shares	Cost of Acquisitions	Proceeds of Dispositions	Cost of Assets Disposed	Gain/Loss
<b>5% VALUE :</b>		<b>40,718,470.58</b>					
FHF	JJ1E111EJ	ÖÜòÿøwùáõuxváðceúáTÖTVÁðÞÚVÁGÌJ XCEÜÁÜVÁFGðHFðGEÍÍÁÖÖá€ÍðEHðJÌ	Hì€€I ÌÈH€€Jí€	€€€	Hì€€I ÌÈH€€Jí	Hì€€I ÌÈH€€Jí	€€€
FJG	JJ1E111EJ	ÖÜòÿøwùáõuxváðceúáTÖTVÁðÞÚVÁGÌJ XCEÜÁÜVÁFGðHFðGEÍÍÁÖÖá€ÍðEHðJÌ	íí€€Jí€Ííí€JG€	íí€€Jí€Ííí€JG	€€€	€€€	€€€




# LMC Benefit Trust for Collectively Bargained Employees

EIN: 13 3507980 / PN: 004

Plan Year: 2022









◆ **Schedule of Acquisitions & Dispositions**

Asset ID	Security Description	Transaction	Shares/Par	Cost of Acquisitions	Proceeds of Dispositions
S7021963	DEUTSCHE BOERSE AG NPV(REGD)	Acquisitions	15,700.00	-2,788,097.08	
		Dispositions	-9,500.00		1,610,671.84
S5842359	DEUTSCHE TELEKOM NPV(REGD)	Acquisitions	140,500.00	-2,591,318.64	
		Dispositions	-98,000.00		1,886,796.59
SB03GQS4	DIGITAL RLTY TR INC COM	Acquisitions	8,500.00	-1,134,483.45	
		Dispositions	-25,100.00		3,369,928.95
S2542049	DOMINION ENERGNION				








◆ Schedule of Acquisitions & Dispositions

Asset ID	Security Description	Transaction	Shares/Par	Cost of Acquisitions	Proceeds of Dispositions
C50077LAM8	KRAFT HEINZ FOODS 5.2% DUE 07-15-2045	Acquisitions	250,000.00	-264,561.80	
		Dispositions	-250,000.00		233,722.50
SBZ4V7B3	KRAFT HEINZ FOODS 5% DUE 07-15-2035	Acquisitions	212,000.00	-227,158.00	
		Dispositions	-212,000.00		214,709.36
C53523LAA8	LINDBLAD 6.75% DUE 02-15-2027	Acquisitions	195,000.00	-197,250.30	
		Dispositions	-195,000.00		194,157.50
SBN4NTS6	LOWES COS INC 3% DUE 10-15-2050	Acquisitions	190,000.00	-170,063.30	
		Dispositions	-190,000.00		139,032.50
SBK9DTN5	L3HARRIS TECHNOLOGIES INC COM	Acquisitions	1,000.00	-237,500.30	
		Dispositions	-18,905.00		4,800,112.26
S2340168	M & T BK CORP COM	Acquisitions	3,300.00	-546,722.55	
		Dispositions	-11,300.00		2,002,154.34
S2210614	MARRIOTT INTL INC NEW COM STK CL A	Acquisitions	650.00	-106,036.06	
		Dispositions	-8,000.00		1,392,064.10
SB121557	MASTERCARD INC CL A	Acquisitions	5,500.00	-1,982,818.90	
		Dispositions	-11,200.00		3,809,944.51
SBP9RBD6	METLIFE INC 5.0% 07-15-2052	Acquisitions	313,000.00	-316,869.73	
		Dispositions	-29,000.00		30,912.84
SBMXWF12	MGM RESORTS INTL 4.75% DUE 10-15-2028	Acquisitions	200,000.00	-192,500.00	
		Dispositions	-200,000.00		180,250.00
S2588173	MICROSOFT CORP COM	Acquisitions	11,450.00	-3,300,655.75	
		Dispositions	-6,500.00		1,757,745.90
SBNZKG63	MORGAN STANLEY 2.239% 07-21-2032	Acquisitions	53,000.00	-49,648.20	
		Dispositions	-229,000.00		190,871.13
SBNKDZF9	MORGAN STANLEY 2.511% 10-20-2032	Acquisitions	232,000.00	-223,507.26	








## ◆ Schedule of Acquisitions &amp; Dispositions

Asset ID	Security Description	Transaction	Shares/Par	Cost of Acquisitions	Proceeds of Dispositions
		Dispositions	-140,000.00		136,850.00
C683715AD8	PVTPL OPEN TEXT CORP 01/12/2029 3.875% DUE 12-01-2029/11-24-2021 BEO	Acquisitions	235,000.00	-221,828.25	
		Dispositions	-235,000.00		207,438.75
SBFX2LS2	PVTPL POINDEXTER J B INC SR NT 7.125% DUE 04-15-2026/04-15-2022 BEO	Acquisitions	230,000.00	-225,940.00	
		Dispositions	-230,000.00		224,557.50
SBN2ZJ73	PVTPL PREMIER ENTMT SUB LLC/PREMIER ENTMT FI SR NT 5.625% 09-01-2029	Acquisitions	330,000.00	-282,562.50	
		Dispositions	-330,000.00		249,680.00
SBN7N7Q7	PVTPL RACKSPACE TECHNOLOGY GLOBAL INC 5.375% DUE 12-01-2028 BEO	Acquisitions	160,000.00	-139,200.00	
		Dispositions	-160,000.00		101,687.50
SBMFNQS7	PVTPL RENT A CTR INC NEW SR NT 6.375% 02-15-2029	Acquisitions	400,000.00	-367,000.00	
		Dispositions	-90,000.00		80,127.00
SBLDBF01	PVTPL ROCHE HOLDINGS INC 2.607% 12-13-2051	Acquisitions	100,000.00	-94,890.00	
		Dispositions	-300,000.00		259,110.00
SBMD7M72	PVTPL S&P GLOBAL INC 3.7% DUE 03-01-2052BEO	Acquisitions	35,000.00	-34,439.30	
		Dispositions	-35,000.00		34,818.35
SBLBQF75	PVTPL ZAYO GROUP HLDGS INC SR NT 144A 6.125% DUE 03-01-2028/03-09-2020	Acquisitions	315,000.00	-282,712.50	
		Dispositions	-115,000.00		94,337.50
SBLBCYC1	RAYTHEON TECHNOLOGIES CORP 3.125% DUE 07-01-2050 REG	Acquisitions	120,000.00	-112,585.20	
		Dispositions	-120,000.00		107,364.56
S0718875	RIO TINTO ORD GBP0.10	Acquisitions	40,900.00	-2,463,804.90	
		Dispositions	-26,650.00		1,816,020.15
S7110388	ROCHE HLDGS AG GENUSSSCHEINE NPV	Acquisitions	1,400.00	-587,057.94	
		Dispositions	-1,500.00		509,187.54
S2310525	SALESFORCE INC COM USD0.001	Acquisitions	7,300.00	-1,426,189.06	
		Dispositions	-17,580.00		3,123,385.78
SBPGBGP8	SOUTHWESTERN ENERGY CO 5.375% 02-01-2029				









# LMC Benefit Trust for Collectively Bargained Employees

EIN: 13 3507980 / PN: 004

Plan Year: 2022

**Schedule H, line 4i – Schedule of Assets (Held at End of Year)**



Schedule of Investments at End of Plan Year at Revalued Cost

9/1/2022 - 12/31/2022

ALL VEBA II - LH3GVEBAII00

9/1/2022 - 12/31/2022

ALL VEBA II

Security ID	Security Description	Shares	Cost	Market Value	Unrealized Gain/Loss
LH3F29523402	10373QBS8 BP CAPITAL MARKETS AMERICA INC 3.001% 03/17/2052 DD 09/17/21	90,000.000	65,367.85	59,730.30	-5,637.55
LH3F29523402	126650CZ1 CVS HEALTH CORP 5.050% 03/25/2048 DD 03/09/18	80,000.000	77,025.01	72,167.20	-4,857.81
LH3F29523402	15135BAX9 CENTENE CORP 2.500% 03/01/2031 DD 02/17/21	550,000.000	420,960.80	430,358.50	9,397.70
LH3F29523402	15135UAX7 CENOVUS ENERGY INC 3.750% 02/15/2052 DD 09/13/21	321,000.000	247,923.09	227,056.14	-20,866.95
LH3F29523402	161175CC6 CHARTER COMMUNICATIONS OPERATI 4.400% 12/01/2061 DD 06/02/21	55,000.000	36,274.70	35,390.30	-884.40
LH3F29523402	161175CG7 CHARTER COMMUNICATIONS OPERATI 3.950% 06/30/2062 DD 10/12/21	388,000.000	255,853.42	230,615.56	-25,237.86
LH3F29523402	20030NDU2 COMCAST CORP 2.937% 11/01/2056 DD 05/01/22	141,000.000	95,529.65	87,868.38	-7,661.27
LH3F29523402	25746UDQ9 DOMINION ENERGY INC 4.850% 08/15/2052 DD 08/19/22	45,000.000	42,911.05	39,033.45	-3,877.60
LH3F29523402	28370TAF6 KINDER MORGAN ENERGY PARTNERS 4.700% 11/01/2042 DD 11/08/12	105,000.000	90,236.00	87,243.45	-2,992.55
LH3F29523402	29379VBZ5 ENTERPRISE PRODUCTS OPERATING 3.950% 01/31/2060 DD 01/15/20	290,000.000	226,006.75	210,699.50	-15,307.25
LH3F29523402	36168QAM6 GFL ENVIRONMENTAL INC 144A 3.500% 09/01/2028 DD 12/21/20	280,000.000	243,213.60	246,164.80	2,951.20
LH3F29523402	373334JW2 GEORGIA POWER CO 4.300% 03/15/2042 DD 03/06/12	660,000.000	586,564.67	570,048.60	-16,516.07
LH3F29523402	38141GYJ7 GOLDMAN SACHS GROUP INC/THE VAR RT 07/21/2032 DD 07/21/21	1,566,000.000	1,267,644.71	1,219,193.64	-48,451.07
LH3F29523402	404280CT4 HSBC HOLDINGS PLC VAR RT 05/24/2032 DD 05/24/21	547,000.000	433,965.28	423,383.47	-10,581.81
LH3F29523402	458140BW9 INTEL CORP 3.050% 08/12/2051 DD 08/12/21	420,000.000	301,544.88	274,205.40	-27,339.48
LH3F29523402	46647PCC8 JPMORGAN CHASE & CO VAR RT 04/22/2032 DD 04/22/21	540,000.000	423,907.48	434,170.80	10,263.32



### Schedule of Investments at End of Plan Year at Revalued Cost

Report ID: M1102E

Status: FINAL

ALL VEBA II - LH3GVEBAII00

9/1/2022 - 12/31/2022

ALL VEBA II

Security ID	Security Description	Shares	Cost	Market Value	Unrealized Gain/Loss	
LH3F29523402	91324PDT6	UNITEDHEALTH GROUP INC 3.500% 08/15/2039 DD 07/25/19	217,000.000	186,907.61	178,282.86	-8,624.75
LH3F29523402	958254AJ3	WESTERN MIDSTREAM OPERATING LP 5.300% 03/01/2048 DD 03/02/18	20,000.000	17,585.60	16,415.20	-1,170.40
LH3F29535502	00115AAK5	AEP TRANSMISSION CO LLC 3.800% 06/15/2049 DD 06/12/19	121,000.000	102,329.75	94,970.48	-7,359.27
LH3F29535502	00115AAN9	AEP TRANSMISSION CO LLC 2.750% 08/15/2051 DD 08/04/21	153,000.000	106,955.72	97,620.12	-9,335.60
LH3F29535502	02079KAF4	ALPHABET INC 2.050% 08/15/2050 DD 08/05/20	173,000.000	114,006.24	101,876.24	-12,130.00
LH3F29535502	023135CK0	AMAZON.COM INC 4.100% 04/13/2062 DD 04/13/22	165,000.000	148,503.66	136,578.75	-11,924.91
LH3F29535502	02361DAZ3	AMEREN ILLINOIS CO 5.900% 12/01/2052 DD 11/22/22	15,000.000	14,953.65	16,407.45	1,453.80
LH3F29535502	02364WBG9	AMERICA MOVIL SAB DE CV 4.375% 04/22/2049 DD 04/22/19	200,000.000	184,500.00	170,822.00	-13,678.00
LH3F29535502	036752AX1	ELEVANCE HEALTH INC 6.100% 10/15/2052 DD 11/04/22	117,000.000	130,188.42	125,682.57	-4,505.85
LH3F29535502	037833DW7	APPLE INC 2.650% 05/11/2050 DD 05/11/20	28,000.000	18,770.08	18,680.48	-89.60
LH3F29535502	037833EL0	APPLE INC 2.850% 08/05/2061 DD 08/05/21	596,000.000	423,172.23	387,030.48	-36,141.75
		BANK OF AMERICA CORP VAR RT 04/23/2040 DD 04/23/19	144,000.000			



### Schedule of Investments at End of Plan Year at Revalued Cost

Report ID: M1102E

Status:

ALL VEBA II - LH3GVEBAII00

9/1/2022 - 12/31/2022

ALL VEBA II

Security ID	Security Description	Shares	Cost	Market Value	Unrealized Gain/Loss
LH3F29535502	26443TAB2 DUKE ENERGY INDIANA LLC 3.250% 10/01/2049 DD 09/27/19	206,000.000	158,057.00	143,666.46	-14,390.54
LH3F29535502	26444HAN1 DUKE ENERGY FLORIDA LLC 5.950% 11/15/2052 DD 11/10/22	35,000.000	34,776.70	37,405.55	2,628.85
LH3F29535502	268317AT1 ELECTRICITE DE FRANCE SA 144A 5.000% 09/21/2048 DD 09/21/18	200,000.000	174,387.28	162,444.00	-11,943.28
LH3F29535502	278865BN9 ECOLAB INC 2.700% 12/15/2051 DD 12/15/21	107,000.000	75,809.21	67,094.35	-8,714.86
LH3F29535502	29273RAP4 ENERGY TRANSFER LP 6.050% 06/01/2041 DD 05/12/11	63,000.000	61,198.24	59,477.67	-1,720.57
LH3F29535502	29273VAQ3 ENERGY TRANSFER LP 5.750% 02/15/2033 DD 12/14/22	47,000.000	46,948.77	45,982.92	-965.85
LH3F29535502	29364WBL1 ENTERGY LOUISIANA LLC 4.750% 09/15/2052 DD 08/24/22	28,000.000	27,123.01	25,354.56	-1,768.45
LH3F29535502	29365TAH7 ENTERGY TEXAS INC 4.500% 03/30/2039 DD 01/08/19	189,000.000	174,578.88	166,051.62	-8,527.26
LH3F29535502	29366MAB4 ENTERGY ARKANSAS LLC 2.650% 06/15/2051 DD 09/11/20	203,000.000	138,499.51	123,959.92	-14,539.59
LH3F29535502	29366WAB2 ENTERGY MISSISSIPPI LLC 3.500% 06/01/2051 DD 05/22/20	47,000.000	37,586.84	33,896.87	-3,689.97
LH3F29535502	29379VBN2 ENTERPRISE PRODUCTS OPERATING VAR RT 08/16/2077 DD 08/16/17	66,000.000	57,107.61	53,179.50	-3,928.11
LH3F29535502	29670GAE2 ESSENTIAL UTILITIES INC 3.351% 04/15/2050 DD 04/15/20	76,000.000	56,300.07	52,307.76	-3,992.31
LH3F29535502	30303M8J4 META PLATFORMS INC 4.450% 08/15/2052 DD 08/09/22	54,000.000	49,152.18	43,229.70	-5,922.48
LH3F29535502	30303M8K1 META PLATFORMS INC 4.650% 08/15/2062 DD 08/09/22	57,000.000	51,422.51	45,646.74	-5,775.77
LH3F29535502	34531XAC8 FORD FOUNDATION/THE 2.815% 06/01/2070 DD 06/25/20	105,000.000	71,081.67	61,852.35	-9,229.32
LH3F29535502	345397B36 FORD MOTOR CREDIT CO LLC 4.000% 11/13/2030 DD 11/13/20	205,000.000	171,252.90	168,272.20	-2,980.70
LH3F29535502	373334JW2 GEORGIA POWER CO 4.300% 03/15/2042 DD 03/06/12	119,000.000	105,759.39	102,781.49	-2,977.90
LH3F29535502	38141GCU6 GOLDMAN SACHS GROUP INC/THE 6.125% 02/15/2033 DD 02/13/03	2,000.000	2,168.89	2,078.88	-90.01
LH3F29535502	38141GXA7 GOLDMAN SACHS GROUP INC/THE VAR RT 04/23/2039 DD 04/23/18	404,000.000	367,609.21	350,857.84	-16,751.37
LH3F29535502	401378AD6 GUARDIAN LIFE INSURANCE C 144A 3.700% 01/22/2070 DD 01/22/20	79,000.000	57,497.84	52,310.64	-5,187.20
LH3F29535502	406216BE0 HALLIBURTON CO 4.750% 08/01/2043 DD 08/05/13	70,000.000	62,111.51	60,078.90	-2,032.61
LH3F29535502	406216BJ9 HALLIBURTON CO 4.850% 11/15/2035 DD 11/13/15	84,000.000	79,818.45	78,080.52	-1,737.93
LH3F29535502	437076CK6 HOME DEPOT INC/THE 2.750% 09/15/2051 DD 09/21/21	122,000.000	87,288.40	80,365.06	-6,923.34
LH3F29535502	440452AJ9 HORMEL FOODS CORP 3.050% 06/03/2051 DD 06/03/21	64,000.000	49,517.45	44,455.68	-5,061.77
LH3F29535502	458140CB4 INTEL CORP 4.900% 08/05/2052 DD 08/05/22	26,000.000	22,510.28	23,133.50	623.22
LH3F29535502	45866FAX2 INTERCONTINENTAL EXCHANGE INC 4.950% 06/15/2052 DD 05/23/22	89,000.000	87,404.53	82,683.28	-4,721.25
LH3F29535502	45866FAY0 INTERCONTINENTAL EXCHANGE INC 5.200% 06/15/2062 DD 05/23/22	58,000.000	56,768.35	55,307.95	-1,460.40
LH3F29535502	461070AR5 INTERSTATE POWER AND LIGHT CO 3.500% 09/30/2049 DD 09/26/19	88,000.000	69,193.20	63,148.80	-6,044.40
LH3F29535502	46647PBV7 JPMORGAN CHASE & CO VAR RT 11/19/2041 DD 11/19/20	819,000.000	573,449.06	534,119.04	-39,330.02
LH3F29535502	46647PCE4 JPMORGAN CHASE & CO VAR RT 04/22/2052 DD 04/22/21	212,000.000	160,005.45	145,077.96	-14,927.49
LH3F29535502	482480AM2 KLA CORP 4.950% 07/15/2052 DD 06/23/22	141,000.000	141,668.22	131,916.78	-9,751.44
LH3F29535502	548661EF0 LOWE'S COS INC 4.450% 04/01/2062 DD 03/24/22	69,000.000	58,271.03	54,085.65	-4,185.38
LH3F29535502	55903VAS2 WARNERMEDIA HOLDINGS INC 144A 5.391% 03/15/2062 DD 03/15/22	153,000.000	122,813.59	111,350.34	-11,463.25
LH3F29535502	571676AD7 MARS INC 144A 3.875% 04/01/2039 DD 03/29/19	142,000.000	126,171.14	121,147.30	-5,023.84
LH3F29535502	58013MFC3 MCDONALD'S CORP 4.450% 03/01/2047 DD 03/09/17	71,000.000	65,882.52	61,943.24	-3,939.28
	MCDONALD'S CORP 3.625% 09/01/2049 DD 08/12/19	12M			71,000.000

ALL VEBA II - LH3GVEBAII00

9/1/2022 - 12/31/2022

Security ID	Security Description	Shares	Cost	Market Value	Unrealized Gain/Loss
	04/01/21				
LH3F29535502	871829BH9 SYSCO CORP 4.450% 03/15/2048 DD 03/19/18	262,000.000	231,747.32	216,312.44	-15,434.88
LH3F29535502	871829BN6 SYSCO CORP 6.600% 04/01/2050 DD 04/02/20	85,000.000	98,539.29	93,254.35	-5,284.94
LH3F29535502	878091BF3 TEACHERS INSURANCE & ANNU 144A 4.270% 05/15/2047 DD 05/08/17	131,000.000	117,979.16	107,870.64	-10,108.52
LH3F29535502	907818FZ6 UNION PACIFIC CORP 3.500% 02/14/2053 DD 02/14/22	163,000.000	132,463.76	122,274.45	-10,189.31
LH3F29535502	91324PCD2 UNITEDHEALTH GROUP INC 4.250% 03/15/2043 DD 02/28/13	110,000.000	91,968.80	98,410.40	6,441.60
LH3F29535502	91324PEF5 UNITEDHEALTH GROUP INC 3.250% 05/15/2051 DD 05/19/21	214,000.000	168,043.72	154,343.22	-13,700.50
LH3F29535502	91324PEK4 UNITEDHEALTH GROUP INC 4.750% 05/15/2052 DD 05/20/22	234,000.000	231,554.46	217,222.20	-14,332.26
LH3F29535502	91324PEL2 UNITEDHEALTH GROUP INC 4.950% 05/15/2062 DD 05/20/22	33,000.000	33,034.49	31,020.66	-2,013.83
LH3F29535502	92343VFX1 VERIZON COMMUNICATIONS INC 3.000% 11/20/2060 DD 11/20/20	359,000.000	239,353.26	215,224.09	-24,129.17
LH3F29535502	92343VGP3 VERIZON COMMUNICATIONS INC 3.875% 03/01/2052 DD 03/01/22	14,000.000	11,621.84	10,692.64	-929.20
LH3F29535502	931142EV1 WALMART INC 2.650% 09/22/2051 DD 09/22/21	153,000.000	114,721.09	104,170.05	-10,551.04
LH3F29535502	949746RF0 WELLS FARGO & CO 5.606% 01/15/2044 DD 11/26/13	58,000.000	58,683.69	56,332.50	-2,351.19
LH3F29535502	94974BGE4 WELLS FARGO & CO 4.650% 11/04/2044 DD 11/04/14	417,000.000	375,900.38	353,244.87	-22,655.51
LH3F29535502	95000U2Q5 WELLS FARGO & CO VAR RT 04/30/2041 DD 04/30/20	106,000.000	81,139.46	75,697.78	-5,441.68
<b>TOTAL CORPORATE DEBT INSTRUMENTS - PREFERRED</b>			<b>37,850,810.23</b>	<b>36,285,697.85</b>	<b>-1,565,112.38</b>
<b>CORPORATE DEBT INSTRUMENTS</b>					
LH3F20174602	00119LAA9 AG ISSUER LLC 144A 6.250% 03/01/2028 DD 02/13/20	285,000.000	261,212.21	261,903.60	691.39
LH3F20174602	00165CBA1 AMC ENTERTAINMENT HOLDING 144A 7.500% 02/15/2029 DD 02/14/22	337,000.000	203,135.00	183,230.27	-19,904.73
LH3F20174602	00773HAA5 AERCAP GLOBAL AVIATION TR 144A VAR RT 06/15/2045 DD 06/09/15	430,000.000	409,179.40	407,966.80	-1,212.60
LH3F20174602	00867FAA6 AHEAD DB HOLDINGS LLC 144A 6.625% 05/01/2028 DD 04/30/21	305,000.000	273,735.55	245,143.75	-28,591.80
LH3F20174602	008911BK4 AIR CANADA 144A 3.875% 08/15/2026 DD 08/11/21	358,000.000	319,341.06	317,044.80	-2,296.26
LH3F20174602	013092AC5 ALBERTSONS COS INC / SAFE 144A 4.625% 01/15/2027 DD 11/22/19	435,000.000	396,946.13	404,058.45	7,112.32
LH3F20174602	01741RAL6 ATI INC 4.875% 10/01/2029 DD 09/14/21	323,000.000	288,772.33	285,444.79	-3,327.54
LH3F20174602	018581AK4 *BREAD FINANCIAL HOLDINGS 144A 4.750% 12/15/2024 DD 12/20/19	200,000.000	177,196.86	177,348.00	151.14
LH3F20174602	019579AA9 ALLIED UNIVERSAL HOLDCO L 144A 4.625% 06/01/2028 DD 05/14/21	250,000.000	210,656.43	206,482.50	-4,173.93
LH3F20174602	023771S58 AMERICAN AIRLINES INC 144A 11.750% 07/15/2025 DD 06/30/20	548,000.000	605,542.74	587,719.04	-17,823.70
LH3F20174602	03674XAS5 ANTERO RESOURCES CORP 144A 5.375% 03/01/2030 DD 06/01/21	280,000.000	263,554.20	259,590.80	-3,963.40
LH3F20174602	03690AAF3 ANTERO MIDSTREAM PARTNERS 144A 5.750% 01/15/2028 DD 06/28/19	275,000.000	260,694.50	255,092.75	-5,601.75
LH3F20174602	037411BE4 APACHE CORP 4.375% 10/15/2028 DD 08/23/18	47,000.000	43,008.16	42,302.82	-705.34
LH3F20174602	03762UAD7 APOLLO COMMERCIAL REAL ES 144A 4.625% 06/15/2029 DD 06/29/21	310,000.000	251,100.00	249,550.00	-1,550.00
LH3F20174602	03959KAC4 ARCHROCK PARTNERS LP / AR 144A 6.250% 04/01/2028 DD 12/20/19	290,000.000	263,900.00	265,355.80	1,455.80
LH3F20174602	03969YAB4 ARDAGH METAL PACKAGING FI 144A 4.000% 09/01/2029 DD	310,000.000	251,100.00	245,690.50	-5,409.50





### Schedule of Investments at End of Plan Year at Revalued Cost

Report ID: M1102E

Status: FINAL

ALL VEBA II - LH3GVEBAII00

9/1/2022 - 12/31/2022

ALL VEBA II

Security ID	Security Description	Shares	Cost	Market Value	Unrealized Gain/Loss
LH3F20174602	040133AA8 03/12/21 ARETEC ESCROW ISSUER INC 144A 7.500% 04/01/2029 DD 04/08/21	295,000.000	254,101.11	243,442.85	-10,658.26
LH3F20174602	05552BAA4 LBM ACQUISITION LLC 144A 6.250% 01/15/2029 DD 12/18/20	265,000.000	180,102.50	169,027.60	-11,074.90
LH3F20174602	058498AT3 BALL CORP 5.250% 07/01/2025 DD 06/25/15	76,000.000	75,810.76	74,985.40	-825.36
LH3F20174602	058498AW6 BALL CORP 2.875% 08/15/2030 DD 08/13/20	109,000.000	87,423.02	86,918.78	-504.24
LH3F20174602	060335AA4 BANIJAY ENTERTAINMENT SAS 144A 5.375% 03/01/2025 DD 02/11/20	290,000.000	273,324.17	274,050.00	725.83
LH3F20174602	080555AE5 BELO CORP 7.750% 06/01/2027 DD 06/01/97	240,000.000	234,000.00	234,300.00	300.00
LH3F20174602	093645AJ8 BLOCK COMMUNICATIONS INC 144A 4.875% 03/01/2028 DD 02/25/20	295,000.000	268,450.00	257,387.50	-11,062.50
LH3F20174602	097793AE3 CIVITAS RESOURCES INC 144A 5.000% 10/15/2026 DD 10/13/21	200,000.000	186,207.46	182,852.00	-3,355.46
LH3F20174602	109641AH3 BRINKER INTERNATIONAL INC 144A 5.000% 10/01/2024 DD 09/23/16	210,000.000	202,770.00	202,416.90	-353.10
LH3F20174602	109696AA2 BRINK'S CO/THE 144A 4.625% 10/15/2027 DD 10/20/17	305,000.000	274,500.00	279,075.00	4,575.00
LH3F20174602	12467AAF5 C&S GROUP ENTERPRISES LLC 144A 5.000% 12/15/2028 DD 12/04/20	455,000.000	336,377.29	343,525.00	7,147.71
LH3F20174602	1248EPCB7 CCO HOLDINGS LLC / CCO HO 144A 5.375% 06/01/2029 DD 05/23/19 CCO HOLDINGS LLC / CCO HO 144A 4.500% 08/15/2030 DD 02/18/20	420,000.000 460E02/18/20	383,714.10	378,231.00	-5,483.10



Schedule of Investments at End of Plan Year at Revalued Cost

Report ID: M1102E

Status: FINAL

ALL VEBA II - LH3GVEBAII00

9/1/2022 - 12/31/2022

ALL VEBA II

	Security ID	Security Description	Shares	Cost	Market Value	Unrealized Gain/Loss
LH3F20174602	19240CAE3	COGENT COMMUNICATIONS GRO 144A 7.000% 06/15/2027 DD 06/22/22	345,000.000	329,713.37	329,713.37	



ALL VEBA II - LH3GVEBAII00

## Schedule of Investments at End of Plan Year at Revalued Cost

9/1/2022 - 12/31/2022

ALL VEBA II - LH3GVEBAII00

ALL VEBA II - LH3GVEBAII00

9/1/2022 - 12/31/2022





### Schedule of Investments at End of Plan Year at Revalued Cost

Report ID: M1102E

Status:

ALL VEBA II - LH3GVEBAII00

9/1/2022 - 12/31/2022

ALL VEBA II

Security ID	Security Description	Shares	Cost	Market Value	Unrealized Gain/Loss	
LH3F29523402	548661EN3	LOWE'S COS INC 5.800% 09/15/2062 DD 09/08/22	237,000.000	235,208.28	229,176.63	-6,031.65
LH3F29523402	55336VAN0	MPLX LP 4.700% 04/15/2048 DD 02/08/18	70,000.000	59,726.25	55,576.50	-4,149.75
LH3F29523402	55336VBT6	MPLX LP 4.950% 03/14/2052 DD 03/14/22	316,000.000	272,917.72	259,919.48	-12,998.24
LH3F29523402	55354GAM2	MSCI INC 144A 3.625% 11/01/2031 DD 05/14/21	260,000.000	216,606.56	215,014.80	-1,591.76
LH3F29523402	55903VAN3	WARNERMEDIA HOLDINGS INC 144A 5.050% 03/15/2042 DD 03/15/22	533,000.000	392,966.01	409,781.06	16,815.05
LH3F29523402	61747YED3	MORGAN STANLEY VAR RT 07/21/2032 DD 07/20/21	529,000.000	426,113.10	405,785.32	-20,327.78
LH3F29523402	61747YEH4	MORGAN STANLEY VAR RT 10/20/2032 DD 10/19/21	83,000.000	67,967.84	64,935.88	-3,031.96
LH3F29523402	61747YES0	MORGAN STANLEY VAR RT 04/20/2037 DD 04/20/22	315,000.000	301,151.49	288,958.95	-12,192.54
LH3F29523402	62954HAY4	NXP BV / NXP FUNDING LLC / NXP 3.400% 05/01/2030 DD 05/01/22	75,000.000	66,399.75	64,996.50	-1,403.25
LH3F29523402	62954HBB3	NXP BV / NXP FUNDING LLC / NXP 5.000% 01/15/2033 DD 05/16/22	259,000.000	249,153.59	245,298.90	-3,854.69
LH3F29523402	64110LAU0	NETFLIX INC 144A 5.375% 11/15/2029 DD 04/29/19	460,000.000	453,100.00	446,200.00	-6,900.00
LH3F29523402	65473QBC6	NISOURCE INC 4.800% 02/15/2044 DD 04/12/13	154,000.000	140,015.26	136,762.78	-3,252.48
LH3F29523402	65473QBF9	NISOURCE INC 4.375% 05/15/2047 DD 05/22/17	137,000.000	120,650.97	115,395.10	-5,255.87
LH3F29523402	655844BV9	NORFOLK SOUTHERN CORP 4.050% 08/15/2052 DD 02/15/18	190,000.000	165,226.58	153,400.30	-11,826.28
LH3F29523402	666807BH4	NORTHROP GRUMMAN CORP 4.750% 06/01/2043 DD 05/31/13	85,000.000	81,766.11	79,051.70	-2,714.41
LH3F29523402	666807BP6	NORTHROP GRUMMAN CORP 4.030% 10/15/2047 DD 10/13/17	267,000.000	234,640.89	222,405.66	-12,235.23
LH3F29523402	668138AC4	NORTHWESTERN MUTUAL LIFE 144A 3.625% 09/30/2059 DD 09/20/19	460,000.000	347,443.78	319,244.60	-28,199.18
LH3F29523402	68389XBJ3	ORACLE CORP 4.000% 07/15/2046 DD 07/07/16	437,000.000	319,900.79	320,867.25	966.46
LH3F29523402	68389XCB9	ORACLE CORP 4.100% 03/25/2061 DD 03/24/21	76,000.000	53,015.11	53,095.88	80.77







Schedule of Investments at End of Plan Year at Revalued Cost

Report ID: M1102E

Status:

ALL VEBA II - LH3GVEBAII00

9/1/2022 - 12/31/2022

ALL VEBA II

Security ID	Security Description	Shares	Cost	Market Value	Unrealized Gain/Loss
LH3F29535502	110122DX3 BRISTOL-MYERS SQUIBB CO 3.900% 03/15/2062 DD 03/02/22	162,000.000	135,951.27	126,262.80	-9,688.47
LH3F29535502	11135FBJ9 BROADCOM INC 144A 3.500% 02/15/2041 DD 01/19/21	380,000.000	265,523.17	273,166.80	7,643.63
LH3F29535502	11135FBQ3 BROADCOM INC 144A 3.187% 11/15/2036 DD 09/30/21	153,000.000	113,707.49	110,245.68	-3,461.81
LH3F29535502	12527GAE3 CF INDUSTRIES INC 5.375% 03/15/2044 DD 03/11/14	214,000.000	199,559.24	193,682.84	-5,876.40
LH3F29535502	125523CK4 CIGNA GROUP/THE 3.400% 03/15/2050 DD 03/16/20	303,000.000	226,290.21	216,423.81	-9,866.40
LH3F29535502	125896BV1 CMS ENERGY CORP VAR RT 12/01/2050 DD 11/25/20	66,000.000	52,635.00	49,702.62	-2,932.38
LH3F29535502	126408HV8 CSX CORP 4.500% 11/15/2052 DD 07/28/22	89,000.000	82,885.17	77,911.49	-4,973.68
LH3F29535502	126650CN8 CVS HEALTH CORP 5.125% 07/20/2045 DD 07/20/15	117,000.000	104,266.63	106,163.46	1,896.83
LH3F29535502	126650CY4 CVS HEALTH CORP 4.780% 03/25/2038 DD 03/09/18	315,000.000	299,397.37	287,966.70	-11,430.67
LH3F29535502	126650DK3 CVS HEALTH CORP 4.125% 04/01/2040 DD 03/31/20	39,000.000	34,069.83	32,618.82	-1,451.01
LH3F29535502	13645RAX2 CANADIAN PACIFIC RAILWAY CO 6.125% 09/15/2115 DD 09/11/15	33,000.000	35,288.99	33,388.41	-1,900.58
LH3F29535502	13645RBG8 CANADIAN PACIFIC RAILWAY CO 3.000% 12/02/2041 DD 12/02/21	28,000.000	22,053.89	21,247.24	-806.65
LH3F29535502	14149YAW8 CARDINAL HEALTH INC 4.600% 03/15/2043 DD 02/22/13	128,000.000	111,793.50	105,765.12	-6,028.38
LH3F29535502	14448CAR5 CARRIER GLOBAL CORP 3.377% 04/05/2040 DD 10/05/20	182,000.000	143,191.60	138,944.26	-4,247.34
LH3F29535502	15189XAT5 CENTERPOINT ENERGY HOUSTON ELE 4.250% 02/01/2049 DD 01/15/19	88,000.000	82,234.40	76,931.36	-5,303.04
LH3F29535502	161175AZ7 CHARTER COMMUNICATIONS OPERATI 6.384% 10/23/2035 DD 10/23/16	163,000.000	161,342.33	159,546.03	-1,796.30
LH3F29535502	161175BM5 CHARTER COMMUNICATIONS OPERATI 5.375% 04/01/2038 DD 04/17/18	75,000.000	65,766.16	62,539.50	-3,226.66
LH3F29535502	16411QAN1 CHENIERE ENERGY PARTNERS LP 3.250% 01/31/2032 DD 09/27/21	59,000.000	47,229.50	46,909.72	-319.78
LH3F29535502	CHEVRON USA INC 4.200% 10/15/2049 DD 10/15/20	71,000.000			

Security ID	Security Description	Shares	Cost	Market Value	Unrealized Gain/Loss
LH3F29535502	26442CBH6 DUKE ENERGY CAROLINAS LLC 3.550% 03/15/2052 DD 03/04/22	37,000.000	30,482.22	27,963.12	-2,519.10
LH3F29535502	26884LAN9 EQT CORP 144A 3.625% 05/15/2031 DD 05/17/21	22,000.000	19,420.61	18,678.22	-742.39
LH3F29535502	29103DAM8 EMERA US FINANCE LP 4.750% 06/15/2046 DD 12/15/16	118,000.000	102,745.57	91,860.64	-10,884.93
LH3F29535502	292480AJ9 ENERGY TRANSFER LP VAR RT 05/15/2044 DD 11/15/15	121,000.000	103,064.46	99,226.05	-3,838.41
LH3F29535502	29250NAS4 ENBRIDGE INC VAR RT 07/15/2077 DD 07/14/17	168,000.000	153,715.76	148,799.28	-4,916.48
LH3F29535502	29273RBF5 ENERGY TRANSFER LP 5.150% 03/15/2045 DD 03/12/15	96,000.000	82,775.48	80,091.84	-2,683.64
LH3F29535502	29273RBJ7 ENERGY TRANSFER LP 6.125% 12/15/2045 DD 06/23/15	30,000.000	28,895.96	27,924.90	-971.06
LH3F29535502	29278GAC2 ENEL FINANCE INTERNATIONA 144A 4.750% 05/25/2047 DD 05/25/17	200,000.000	163,167.35	157,888.00	-5,279.35
LH3F29535502	29278NAG8 ENERGY TRANSFER LP 5.250% 04/15/2029 DD 01/15/19	8,000.000	7,799.66	7,759.28	-40.38
LH3F29535502	29280HAB8 ENEL FINANCE AMERICA LLC 144A 2.875% 07/12/2041 DD 07/12/21	200,000.000	126,730.49	120,676.00	-6,054.49
LH3F29535502	29359UAB5 ENSTAR GROUP LTD 4.950% 06/01/2029 DD 05/28/19	171,000.000	161,077.98	157,090.86	-3,987.12
LH3F29535502	29359UAC3 ENSTAR GROUP LTD 3.100% 09/01/2031 DD 08/24/21	24,000.000	18,067.73	17,582.88	-484.85
LH3F29535502	29365TAM6 ENTERGY TEXAS INC 5.000% 09/15/2052 DD 08/25/22	28,000.000	27,552.98	25,786.88	-1,766.10
LH3F29535502	29379VBM4 ENTERPRISE PRODUCTS OPERATING VAR RT 08/16/2077 DD 08/16/17	37,000.000	32,837.50	33,487.59	650.09
LH3F29535502	29379VCA9 ENTERPRISE PRODUCTS OPERATING 3.200% 02/15/2052 DD 08/07/20	55,000.000	39,708.56	36,349.50	-3,359.06
LH3F29535502	30036FAA9 EVERGY KANSAS CENTRAL INC 3.450% 04/15/2050 DD 04/09/20	58,000.000	46,214.28	42,012.88	-4,201.40
LH3F29535502	30212PBH7 EXPEDIA GROUP INC 2.950% 03/15/2031 DD 03/03/21	41,000.000	34,297.98	33,100.53	-1,197.45
LH3F29535502	31620MBZ8 FIDELITY NATIONAL INFORMATION 5.625% 07/15/2052 DD 07/13/22	58,000.000	57,433.99	53,269.52	-4,164.47
LH3F29535502	337158AJ8 FIRST HORIZON BANK 5.750% 05/01/2030 DD 04/27/20	250,000.000	253,850.23	242,980.00	-10,870.23
LH3F29535502	33767BAC3 FIRSTENERGY TRANSMISSION 144A 4.550% 04/01/2049 DD 03/28/19	255,000.000	221,606.64	207,893.85	-13,712.79
LH3F29535502	337738AV0 FISERV INC 4.400% 07/01/2049 DD 06/24/19	59,000.000	51,212.73	48,230.73	-2,982.00
LH3F29535502	345370DB3 FORD MOTOR CO 6.100% 08/19/2032 DD 08/19/22	42,000.000	40,897.50	38,855.04	-2,042.46
LH3F29535502	361448BH5 GATX CORP 3.100% 06/01/2051 DD 02/03/21	306,000.000	198,548.47	184,456.80	-14,091.67
LH3F29535502	36264FAN1 HALEON US CAPITAL LLC 4.000% 03/24/2052 DD 09/24/22	250,000.000	203,228.69	196,495.00	-6,733.69
LH3F29535502	37045XDL7 GENERAL MOTORS FINANCIAL CO IN 2.700% 06/10/2031 DD 06/10/21	188,000.000	147,537.10	144,483.64	-3,053.46
LH3F29535502	38141GFD1 GOLDMAN SACHS GROUP INC/THE 6.750% 10/01/2037 DD 10/03/07	176,000.000	195,082.46	187,239.36	-7,843.10
LH3F29535502	38141GYC2 GOLDMAN SACHS GROUP INC/THE VAR RT 04/22/2042 DD 04/22/21	86,000.000	65,899.49	62,325.92	-3,573.57
LH3F29535502	38148YAA6 GOLDMAN SACHS GROUP INC/THE VAR RT 10/31/2038 DD 10/31/17	168,000.000	146,439.55	138,789.84	-7,649.71
LH3F29535502	404119CB3 HCA INC 3.500% 07/15/2051 DD 06/30/21	107,000.000	73,449.08	69,164.80	-4,284.28
LH3F29535502	404119CG2 HCA INC 144A 4.625% 03/15/2052 DD 03/09/22	172,000.000	142,334.66	134,820.48	-7,514.18
LH3F29535502	404280DS5 HSBC HOLDINGS PLC VAR RT 11/03/2033 DD 11/03/22	200,000.000	200,000.00	212,272.00	12,272.00
LH3F29535502	42809HAC1 HESS CORP 6.000% 01/15/2040 DD 12/14/09	24,000.000	24,438.48	23,657.76	-780.72
LH3F29535502	42824CAY5 HEWLETT PACKARD ENTERPRISE CO VAR RT 10/15/2045 DD 10/15/16	120,000.000	120,919.35	119,929.20	-990.15
LH3F29535502	44107TAZ9 HOST HOTELS & RESORTS LP 3.500% 09/15/2030 DD 08/20/20	191,000.000	161,858.16	158,092.61	-3,765.55
LH3F29535502	456873AC2 TRANE TECHNOLOGIES LUXEMBOURG 4.650% 11/01/2044 DD	39,000.000	33,722.13	33,020.52	-701.61

Schedule of Investments at End of Plan Year at Revalued Cost

9/1/2022 - 12/31/2022



ALL VEBA II - LH3GVEBAII00

9/1/2022 - 12/31/2022

ALL VEBA II

Security ID	Security Description	Shares	Cost	Market Value	Unrealized Gain/Loss
LH3F29535502	88732JAJ7 TIME WARNER CABLE LLC 6.550% 05/01/2037 DD 04/09/07	175,000.000	171,894.17	167,282.50	-4,611.67
LH3F29535502	89680YAC9 TRITON CONTAINER INTERNAT 144A 3.150% 06/15/2031 DD 06/07/21	132,000.000	103,251.43	103,088.04	-163.39
LH3F29535502	904678AS8 UNICREDIT SPA 144A VAR RT 06/30/2035 DD 06/30/20	200,000.000	157,916.38	162,916.00	4,999.62
LH3F29535502	906548CU4 UNION ELECTRIC CO 3.900% 04/01/2052 DD 04/01/22	51,000.000	44,857.00	41,250.33	-3,606.67
LH3F29535502	91159HJB7 US BANCORP VAR RT 11/03/2036 DD 11/03/21	162,000.000	130,713.53	123,699.96	-7,013.57
LH3F29535502	91324PET5 UNITEDHEALTH GROUP INC 6.050% 02/15/2063 DD 10/28/22	79,000.000	94,489.53	86,341.47	-8,148.06
LH3F29535502	92343VBT0 VERIZON COMMUNICATIONS INC 6.550% 09/15/2043 DD 09/18/13	137,000.000	143,182.81	149,872.52	6,689.71
LH3F29535502	92343VCQ5 VERIZON COMMUNICATIONS INC 4.400% 11/01/2034 DD 10/29/14	122,000.000	115,396.42	112,182.66	-3,213.76
LH3F29535502	92343VGK4 VERIZON COMMUNICATIONS INC 3.400% 03/22/2041 DD 03/22/21	71,000.000	57,196.39	53,617.07	-3,579.32
LH3F29535502	92343VGL2 VERIZON COMMUNICATIONS INC 2.850% 09/03/2041 DD 09/03/21	182,000.000	131,183.81	126,602.84	-4,580.97
LH3F29535502	92553PAP7 PARAMOUNT GLOBAL 4.375% 03/15/2043 DD 03/15/13	197,000.000	148,656.53	136,312.18	-12,344.35
LH3F29535502	92553PAU6 PARAMOUNT GLOBAL 5.850% 09/01/2043 DD 08/19/13	83,000.000	72,926.02	69,265.16	-3,660.86
LH3F29535502	92556VAE6 VIATRIS INC 3.850% 06/22/2040 DD 06/22/21	85,000.000	59,050.65	57,243.25	-1,807.40
LH3F29535502	92556VAF3 VIATRIS INC 4.000% 06/22/2050 DD 06/22/21	79,000.000	51,044.69	48,948.40	-2,096.29
LH3F29535502	92857WBD1 VODAFONE GROUP PLC 4.375% 02/19/2043 DD 02/19/13	55,000.000	43,419.75	44,148.50	728.75
LH3F29535502	92857WBM1 VODAFONE GROUP PLC 5.250% 05/30/2048 DD 05/30/18	150,000.000	138,457.61	132,912.00	-5,545.61
LH3F29535502	92857WBX7 VODAFONE GROUP PLC VAR RT 06/04/2081 DD 06/04/21	37,000.000	26,944.18	26,951.91	7.73
LH3F29535502	928881AF8 VONTIER CORP 2.950% 04/01/2031 DD 10/01/21	248,000.000	190,769.04	179,197.36	-11,571.68
LH3F29535502	95000U2Z5 WELLS FARGO & CO VAR RT 04/25/2053 DD 04/25/22	90,000.000	82,546.31	76,638.60	-5,907.71
LH3F29535502	960413AU6 WESTLAKE CORP 4.375% 11/15/2047 DD 11/28/17	109,000.000	92,802.40	82,624.18	-10,178.22
LH3F29535502	960413BA9 WESTLAKE CORP 3.375% 08/15/2061 DD 08/19/21	223,000.000	138,267.47	132,901.31	-5,366.16
LH3F29535502	962166CB8 WEYERHAEUSER CO 4.000% 03/09/2052 DD 03/09/22	128,000.000	104,631.03		

ALL VEBA II - LH3GVEBAII00

9/1/2022 - 12/31/2022



### Schedule of Investments at End of Plan Year at Revalued Cost

Report ID: M1102E

Status:

ALL VEBA II - LH3GVEBAII00

9/1/2022 - 12/31/2022

ALL VEBA II

Security ID	Security Description	Shares	Cost	Market Value	Unrealized Gain/Loss	
LH3F29525102	931142103	WALMART INC	36,640.000	4,856,632.00	5,195,185.60	338,553.60
LH3F29525102	ED4846280	SAP SE	21,280.000	1,817,555.02	2,189,121.00	371,565.98
LH3F29525102	ED5727976	SIEMENS AG	23,300.000	2,388,206.14	3,223,748.16	835,542.02
LH3F29525102	ED5842353	DEUTSCHE TELEKOM AG	64,720.000	1,222,707.97	1,287,371.76	64,663.79
LH3F29525102	EE5705947	BANCO SANTANDER SA	718,000.000	1,872,547.84	2,147,515.11	274,967.27
LH3F29525102	EEB288C92	IBERDROLA SA	118,921.000	1,241,848.85	1,387,218.52	145,369.67
LH3F29525102	EF4061414	LVMH MOET HENNESSY LOUIS VUITT	6,545.000	4,249,020.41	4,749,204.33	500,183.92
LH3F29525102	EF4834109	SCHNEIDER ELECTRIC SE	19,000.000	2,297,955.84	2,650,707.48	352,751.64
LH3F29525102	EF7309687	BNP PARIBAS SA	38,800.000	1,998,789.34	2,205,045.23	206,255.89
LH3F29525102	EFB15C551	TOTALENERGIES SE	48,940.000	2,494,536.95	3,063,360.76	568,823.81
LH3F29525102	EI4076838	INTESA SANPAOLO SPA	1,040,000.000	2,038,042.17	2,306,455.32	268,413.15
LH3F29525102	EN9UVMV6	ABN AMRO BANK NV RTS	218,840.000	0.00	0.00	0.00
LH3F29525102	ENB929F49	ASML HOLDING NV	1,750.000	818,963.90	940,940.96	121,977.06
LH3F29525102	ENBNT9CR1	UNILEVER PLC RTS	29,730.000	0.00	0.00	0.00
LH3F29525102	ENBYQP139	ABN AMRO BANK NV	140,000.000	1,347,799.04	1,931,188.88	583,389.84
LH3F29525102	ES7108891	ABB LTD	89,800.000	2,405,184.85	2,723,506.27	318,321.42
LH3F29525102	ES7110384	ROCHE HOLDING AG	11,410.000	3,680,394.59	3,582,582.14	-97,812.45
LH3F29525102	ES7123874	NESTLE SA	33,010.000	3,806,891.61	3,822,623.65	15,732.04
LH3F29525102	EX0718877	RIO TINTO PLC	45,500.000	2,525,948.86	3,173,358.46	647,409.60
LH3F29525102	FJ6335171	MITSUBISHI UFJ FINANCIAL GROUP	75,000.000	504,592.32	505,324.16	731.84
LH3F29525102	FJ6356938	FANUC CORP	26,860.000	4,366,384.85	4,037,804.14	-328,580.71
LH3F29525102	FJ6490992	KEYENCE CORP	6,060.000	2,309,903.70	2,361,629.32	51,725.62
LH3F29525102	FJ6513124	TOKIO MARINE HOLDINGS INC	39,000.000	730,719.56	835,745.90	105,026.34
LH3F29525102	FJ6563020	SUMITOMO MITSUI FINANCIAL GROU	12,500.000	501,270.93	501,724.17	453.24
LH3F29525102	FJ6648896	ORIENTAL LAND CO LTD/JAPAN	22,010.000	3,310,431.02	3,196,116.37	-114,314.65
LH3F29525102	FJ6804580	SHIN-ETSU CHEMICAL CO LTD	16,650.000	1,959,565.37	2,047,415.47	87,850.10
LH3F29525102		TOYOTA MOTOR CORP	71,000.000			

ALL VEBA II - LH3GVEBAII00

9/1/2022 - 12/31/2022

ALL VEBA II

Security ID	Security Description	Shares	Cost	Market Value	Unrealized Gain/Loss
LH3F29523402	99F106C3A US 10YR ULTRA FUTURE (CBT) EXP MAR 23	-14.000	0.00	1,759.50	1,759.50
LH3F29523402	99F133C3A US LONG BOND FUTURE (CBT) EXP MAR 23	63.000	0.00	-32,358.34	-32,358.34
LH3F29523402	99F139C3A US 10YR NOTE FUTURE (CBT) EXP MAR 23	-55.000	0.00	27,874.88	27,874.88
LH3F29523402	99F183C3A US 5YR NOTE FUTURE (CBT) EXP MAR 23	5.000	0.00	-1,515.52	-1,515.52
LH3F29523402	99F700C3A US ULTRA BOND (CBT) EXP MAR 23	11.000	0.00	-43,395.45	-43,395.45
LH3F29535502	4581X0CE6 INTER-AMERICAN DEVELOPMENT BAN 4.375% 01/24/2044 DD 01/24/14	148,000.000	158,683.88	145,867.32	-12,816.56
LH3F29535502	91087BAQ3 MEXICO GOVERNMENT INTERNATIONAL 4.280% 08/14/2041 DD 04/14/21	219,000.000	175,032.15	168,463.56	-6,568.59
LH3F29535502	P8056EBC1 CHILE GOVERNMENT INTERNATIONAL 3.500% 04/15/2053 DD 04/15/21	200,000.000	143,085.50	141,852.00	-1,233.50
<b>TOTAL OTHER INVESTMENTS</b>			<b>476,801.53</b>	<b>408,547.95</b>	<b>-68,253.58</b>
<b>REGISTERED INVESTMENT COMPANIES</b>					
LH3F20174602	996086609 DREYFUS GOVT CAS MGMT INST 289 VAR RT 12/31/2075 DD 06/03/97	3,004,278.290	3,004,278.29	3,004,278.29	0.00
LH3F29523402	996086609 DREYFUS GOVT CAS MGMT INST 289 VAR RT 12/31/2075 DD 06/03/97	2,006,291.710	2,006,291.71	2,006,291.71	0.00
LH3F29524102	78464A664 SPDR PORT LNG TRM TRSRY	410,000.000	14,281,972.21	11,902,300.00	-2,379,672.21
LH3F29524102	92206C813 VANGUARD LONG-TERM CORP BOND	35,000.000	3,278,800.00	2,649,850.00	-628,950.00
LH3F29524102	92206C847 VANGUARD LONG-TERM TREASURY	260,000.000	22,903,460.00	16,021,200.00	-6,882,260.00
LH3F29524302	648018810 AMER FNDS NEW PERSPECT-R6	3,055,378.244	138,631,771.02	144,580,498.51	5,948,727.49
LH3F29525102	996086609 DREYFUS GOVT CAS MGMT INST 289 VAR RT 12/31/2075 DD 06/03/97	3,160,758.250	3,160,758.25	3,160,758.25	0.00
LH3F29530202	996086609 DREYFUS GOVT CAS MGMT INST 289 VAR RT 12/31/2075 DD 06/03/97	99,294.830	99,294.83	99,294.83	0.00
LH3F29530902	996086609 DREYFUS GOVT CAS MGMT INST 289 VAR RT 12/31/2075 DD 06/03/97	32.820	32.82	32.82	0.00
LH3F29535502	996086609 DREYFUS GOVT CAS MGMT INST 289 VAR RT 12/31/2075 DD 06/03/97	236,873.950	236,873.95	236,873.95	0.00
LH3F29543702	46432F842 ISHARES CORE MSCI EAFE ETF	100,000.000	6,109,400.00	6,164,000.00	54,600.00
LH3F29543702	46434G103 ISHARES CORE MSCI EMERGING	610,000.000	29,781,983.27	28,487,000.00	-1,294,983.27
LH3F29543702	922908363 VANGUARD S&P 500 ETF	12,000.000	3,939,648.00	4,216,080.00	276,432.00
	DREYFUS GOVT CAS MGMT INST 289 VAR RT 12/31/2075 DD 06/03/97	19,540,746.12'			