

Form 5500

Department of the Treasury
Internal Revenue Service

Department of Labor
Employee Benefits Security
Administration

Pension Benefit Guaranty Corporation

Annual Return/Report of Employee Benefit Plan

This form is required to be filed for employee benefit plans under sections 104 and 4065 of the Employee Retirement Income Security Act of 1974 (ERISA) and sections 6057(b) and 6058(a) of the Internal Revenue Code (the Code).

(**Complete all entries in accordance with the instructions to the Form 5500.**

OMB Nos. 1210-0110
1210-0089

2022

This Form is Open to Public Inspection

Part I Annual Report Identification Information

For calendar plan year 2022 or fiscal plan year beginning _____ and ending _____

A This return/report is for: a multiemployer plan a multiple-employer plan (Filers checking this box must attach a list of participating employer information in accordance with the form instructions.) a single-employer plan, check here

D Check box if filing under: Form 5558 automatic extension the DFVC program special extension (enter description)

E If this is a retroactively adopted plan permitted by SECURE Act section 201, check here. ()

Part II Basic Plan Information—enter all requested information

1a Name of plan	1b Three-digit plan number (PN) (
	1c Effective date of plan
2a Plan sponsor's name (employer, if for a single-employer plan) Mailing address (include room, apt., suite no. and street, or P.O. Box) City or town, state or province, country, and ZIP or foreign postal code (if foreign, see instructions)	2b Employer Identification Number (EIN)

<p>3a Plan administrator's name and address <input type="checkbox"/> Same as Plan Sponsor</p>	<p>3b Administrator's EIN</p> <hr/> <p>3c Administrator's telephone number</p>		
<p>4 If the name and/or EIN of the plan sponsor or the plan name has changed since the last return/report filed for this plan, enter the plan sponsor's name, EIN, the plan name and the plan number from the last return/report:</p> <p>a Sponsor's name</p> <p>c Plan Name</p>	<p>4b EIN</p> <hr/> <p>4d PN</p>		
<p>5 Total number of participants at the beginning of the plan year</p>	<table border="1" style="width:100%; border-collapse: collapse;"> <tr> <td style="width:10%; text-align: center;">5</td> <td style="width:90%;"></td> </tr> </table>	5	
5			
<p>6 Number of participants as of the end of the plan year unless otherwise stated (welfare plans complete only lines 6a(1), 6a(2), 6b, 6c, and 6d).</p>	<table border="1" style="width:100%; border-collapse: collapse;"> <tr> <td style="width:10%;"></td> <td style="width:90%;"></td> </tr> </table>		
<p>a(1) Total number of active participants at the beginning of the plan year</p>	<table border="1" style="width:100%; border-collapse: collapse;"> <tr> <td style="width:10%; text-align: center;">6a(1)</td> <td style="width:90%;"></td> </tr> </table>	6a(1)	
6a(1)			
<p>a(2) Total number of active participants at the end of the plan year</p>	<table border="1" style="width:100%; border-collapse: collapse;"> <tr> <td style="width:10%; text-align: center;">6a(2)</td> <td style="width:90%;"></td> </tr> </table>	6a(2)	
6a(2)			
<p>b Retired or separated participants receiving benefits</p>	<table border="1" style="width:100%; border-collapse: collapse;"> <tr> <td style="width:10%; text-align: center;">6b</td> <td style="width:90%;"></td> </tr> </table>	6b	
6b			
<p>c Other retired or separated participants entitled to future benefits.....</p>	<table border="1" style="width:100%; border-collapse: collapse;"> <tr> <td style="width:10%; text-align: center;">6c</td> <td style="width:90%;"></td> </tr> </table>	6c	
6c			
<p>d Subtotal. Add lines 6a(2), 6b, and 6c.....</p>	<table border="1" style="width:100%; border-collapse: collapse;"> <tr> <td style="width:10%; text-align: center;">6d</td> <td style="width:90%;"></td> </tr> </table>	6d	
6d			
<p>e Deceased participants whose beneficiaries are receiving or are entitled to receive benefits.</p>	<table border="1" style="width:100%; border-collapse: collapse;"> <tr> <td style="width:10%; text-align: center;">6e</td> <td style="width:90%;"></td> </tr> </table>	6e	
6e			
<p>f Total. Add lines 6d and 6e</p>	<table border="1" style="width:100%; border-collapse: collapse;"> <tr> <td style="width:10%; text-align: center;">6f</td> <td style="width:90%;"></td> </tr> </table>	6f	
6f			
<p>g</p>			

Part III Form M-1 Compliance Information (to be completed by welfare benefit plans)

11a If the plan provides welfare benefits, was the plan subject to the Form M-1 filing requirements during the plan year? (See instructions and 29 CFR 2520.101-2.) Yes No

If "Yes" is checked, complete lines 11b and 11c.

11b Is the plan currently in compliance with the Form M-1 filing requirements? (See instructions and 29 CFR 2520.101-2.) Yes No

11c Enter the Receipt Confirmation Code for the 2022 Form M-1 annual report. If the plan was not required to file the 2022 Form M-1 annual report, enter the Receipt Confirmation Code for the most recent Form M-1 that was required to be filed under the Form M-1 filing requirements. (Failure to enter a valid Receipt Confirmation Code will subject the Form 5500 filing to rejection as incomplete.)

Receipt Confirmation Code _____

SCHEDULE A
(Form 5500)

(a) Name and address of the agent, broker, or other person to whom commissions or fees were paid

Part II Investment and Annuity Contract Information
 Y @^!^Á} ááçíá~æ|Á& [] c|æ&c^áæ|Á^ [] çíáá^áÉÁc@^Á^ çí^Á* [~] Á [^~ &@Á} ááçíá~æ|Á& [] c|æ&c^Á , áç@^Áæ&Á&æ!íá^Á { æ^Áá^Áç!^æç^Ááæ^Áæ^Á } áç- [íÁ] ~ [!] [•^Á [-Á c@á-Á^] [íçÁ

4	Ô~!^!^Á} ç çæ ~^Á [-Á] [æ] í^Á} ç^!^Á^ç^ } á^!^Áç@á^Á& [] c æ&c^Á} Áç@^Á^Á^!^æ Áæ&& [~] ç æç^Á^æ!^Á^ } á	4	
5	Ô~!^!^Á} ç çæ ~^Á [-Á] [æ] í^Á} ç^!^Á^ç^ } á^!^Áç@á^Á& [] c æ&c^Á} Á^Á^æ!^æç^Áæ&& [~] c^Áæç^Á^æ!^Á^ } á	5	
6	Ô [] c æ&c^Á Y áç@ÁÇE [] &æç^ÁáÇ^ } á^Á		
a	Úæç^Áç@^Ááæ:í^Á [-Á] ^ { á~ { Á^æç^Á		
b	Ú!^ { á~ { •Á } áæáç [Á&æ!íá^!^Á^	6b	
c	Ú!^ { á~ { •Á } áæáçç@^Á^ } á^!^Áç@^Á^æ!	6c	
d	Q-Áç@^Á&æ!íá^!^Á^çíá&ÉÁ [íÁ [c@^Á [í^*æ] á:æç [] Á } & ! í^Ááæ } ~Á^Á^Á&Á& [•c^Á } Á& [] } ^ç [] Á , áç@^Áçæ&~^Ááç [] Á [íÁ] ^ç^ } ç [] Á [-Áç@^Á& [] c æ&c^Á [íÁ] [íá&^ÉÁ^ } ç^!^Áæ { [~] ç	6d	

a	V~^!^Á [-Á& [] c æ&c^Á ÇFDÁ [] Á^Á^ [] •áçæá { á } á^çæç [] Á ÇGDÁ [] Á^Á { { ^ááæç^Á } áçíá } á^*~æ!æ } ç^Á^ ÇHDÁ [] Á^*~æ!æ } ç^Á^á } Ç^Á^c { ^ } ç Ç I DÁ [] Á^Á [c@^Á (SYNTHETIC GIC		
b	Óæ æ } &^æç@^Á^ } á^!^Áç@^Á^!^ç [~ •Á^Á^	7b	815915523
c	ÇEááç [] •Á^ÇFDÁ [] c á~ç [] •Á^Á^ [] •áç^á^ íá } *Áç@^Á^æ!^æ	7c(1)	44775737
	ÇGDÁÖçíá^ } á^Áæ } á^Á&^áç	7c(2)	
	ÇHDÁç^!^Á^ç&^áç^Á^ íá } *Áç@^Á^æ!	7c(3)	16781951
	Ç I DÁV:æ } •^!^!^Á^!^ [[Á^Á^ } á^æç^Áæ&& [~] ç	7c(4)	
	Ç I DÁUç@^Á^ç^Á^Á^ } ^á^~Á^Á^ [, D		

61557688
877473211

ÁÇFDÁÖçíá^ } •^Áá^!^ [{ Á^~ } áç [Á] á^Á^ } ^áç^Á [íÁ] ~!&ç^Áæ } } ~áç^Áá~ íá } *Á^Áæ!^Á			7e(1)	
(í				
Á				
Á				
ÁÇ I DÁV [çæ Áá^~ &ç [] •		7e(5)	0	
f	Óæ æ } &^æç@^Á^ } á^!^Áç@^Á^!^ç [~ •Á^Á^ } ç^!^Áç^Áç^Á^ } áçíá&ç [] ^Á	7f	877473211	

SCHEDULE A
(Form 5500)

(a) Name and address of the agent, broker, or other person to whom commissions or fees were paid

Part II Investment and Annuity Contract Information
Y @^!^Á} ááçá~æ|Á& [] c|æ&c^æ!^Á [] ç|á^á^Élc@^Á^ } c!^Á*! [~] Á [-Á~&@Á} ááçá~æ|Á& [] c|æ&c^Á, áç@^Áæ&@^Áæ!^á^Á { æ^Á^Áç!^æç^á^æ^Áæ~ } áç- [!Á] ~! [•^Á [-Á ç@^Á!^Á] [!çÉÁ

Table with 4 columns and rows 4-6. Row 4: 4 4. Row 5: 5 5. Row 6: 6 a, b, c, d. Row 6b: 6b. Row 6c: 6c. Row 6d: 6d.

a V~^Á[-Á& [] c|æ&c^Á ÇFDÁÁ [ÁÁ^] [•áçæá { á } á^çæç [] Á ÇGDÁÁ [ÁÁ { { ^ááæç^Á } æ!çá&á } æç [] Á*~æ!æ } ç^Á^Á
ÇHDÁÁ [Á*~æ!æ } ç^Á^Á } Ç^Á^Á } Ç I DÁÁ [X] ÁÁ [ç@^Á^Á (SYNTHETIC GIC

Table with 4 columns and rows b-c. Row b: b 7b 821067593. Row c: c 7c(1) 45058592, 7c(2), 7c(3) 17251732, 7c(4).

62310324
883377917

ÁÁÇFDÁÖá~á^!^Á^! [{ Á~ } áhc [Á] æ^Á^Á^~Áç^Á [!Á] ~!&@æ^Áæ } ~áç^Á^á^! } *^Á^æ!Á 7e(1)

Table with 4 columns and rows f. Row f: f 7e(5) 0, 7f 883377917

SCHEDULE A
(Form 5500)

(a) Name and address of the agent, broker, or other person to whom commissions or fees were paid

Part II Investment and Annuity Contract Information
 Y @^!\^Á] áäçiá~æ\Á&[] c\æ&c\æ\^Á\] [ç\iá^áÉlc@^Á^ c\!^Á*! [~] Á [-Á ~ &@Á] áäçiá~æ\Á&[] c\æ&c\^Á , áç@^áæ&Á&æ\!iá^Á { æ^áá^Ác\^æc^ááæ•Áæ~ } áç- [Á] ~ ! [•^Á [-Á c@i-Á\^] [tçÉÁ

4 Ô~!\^) ç\çæ\~^Á [-Á]]æ } q•Á] c\!^Á•c\~ } á^!Áç@i-Á&[] c\æ&c\Á] Áç@^Á*^) ^\æ\æ&[~] ç\æç^Áæ\^ } á	4
5 Ô~!\^) ç\çæ\~^Á [-Á]]æ } q•Á] c\!^Á•c\~ } á^!Áç@i-Á&[] c\æ&c\Á] Á^Á]æ\æc^Áæ&&[~] c\æç^Áæ\^ } á	5
6 Ô [] c\æ&c\^Á Y áç@ÁÇE [] &æc^ááç~ } á•Á	
a Úæc^Áç@^Ááæ•i-Á [-Á]]^ { á~ { Á\æc^Á	
b Ú\^ { á~ { •Á]æááç [Á&æ\!á^!Á	6b
c Ú\^ { á~ { •Á á^Áá~c\~ }]æááççlc@^Á^ } á^ [-Áç@^Á^ ^æ\	6c
d Q-Áç@^Á&æ\!á^!ÉÁ•^!ç\á&ÉÁ [Á [ç@^Á [] *æ } á :æç [] Á] &~!\^ááæ } ^Á•] ^á-á&Á& [•c\Á] Á& [] } ^ç [] Á , áç@^Áç@^Áæ&~ á•áç [] Á [Á] Á] Á^c\ ç [] Á [-Áç@^Á&[] c\æ&c\^Á] [] Á&^ÉÁ^) c\!Áæ { [~] ç	6d

a V~\^Á [-Á&[] c\æ&c\^Á ÇFDÁ [] Á^Á^] [•áçáæá { á } áçáç [] Á ÇGDÁ [] Áá { { ^ááæc^Á]æ\çá&á]æç [] Á*~æ\æ } c\^Á
 ÇHDÁ [] Á*~æ\æ } c\^Ááá] Ç^c { ^ } ç Ç I DÁ [] XÁÁ [ç@^Á (**SYNTHETIC GIC**

b Óæ]æ &^Áæçlc@^Á^ } á^ [-Áç@^Á^] ^çá [~ •Á^ ^æ\	7b	725169770
c ÇEááçá [] •ÁÁÇFDÁÔ [] c\!á~ ç [] •Á^Á [] [•áç^áá~\!á] *Áç@^Á^ ^æ\	7c(1)	39804636
ÇGDÁÔç\iá^ } á•Áæ } á^Á&^ááç	7c(2)	
ÇHDÁQ] c\!^Á•c\&^ááç^áá~\!á] *Áç@^Á^ ^æ\	7c(3)	15773921
Ç I DÁV\æ } •^!\^áá~\! [[Á^Á] æ\æc^Áæ&&[~] c	7c(4)	
Ç I DÁUç@^Áç•] ^á-^Áá^ [] , D		

55578557
780748327

ÁçFDÁÔiá~á~!\^áá~\! [{ Á~ } áç [Á] æ^Áá^) ^áç•Á [Á] ~!\&æ^Áæ } ~áç^Áá~\!á] *Á^ ^æ\!Á **7e(1)**

(f Á Á Á		
Áç I DÁV [çæ\!á^á~ &ç [] •	7e(5)	0
f Óæ]æ &^Áæçlc@^Á^ } á^ [-Áç@^Á^] ^çá [~ •Á^ ^æ\Áç•^ áç\æ&c\Á] ^Á 7e(5) Á-! [{ Á]] ^Á7d	7f	780748327

SCHEDULE A
(Form 5500)

(a) Name and address of the agent, broker, or other person to whom commissions or fees were paid

Part II Investment and Annuity Contract Information			
Y @^!^Á) ááçáá~æ Á& [] c æ&c^æ!^Á] [ç á^á^éÁc@^Á^Á } c !^Á*! [~] Á [-Á ~ & @Á) ááçáá~æ Á& [] c æ&c^Á , áç@Á^æ&@Á&æ! :á^Á { æ^há^Ác!^æc^á^æ^Áæ^Á~ } áç-[Á] ~ ! [•^Á^Á [-Á c@:á-Á^Á] [tçÁ			
4	Ô~!!^Á} ç çæ ~^Á [-Á]]æ } q~Á} c^!^Á^c^ } á^!^Ác@:á^Á& [] c æ&c^Á) Ác@^Á*^Á^!^æ Á&& [~ } ç æç^Á^æ Á^ } á	4	
5	Ô~!!^Á} ç çæ ~^Á [-Á]]æ } q~Á} c^!^Á^c^ } á^!^Ác@:á^Á& [] c æ&c^Á) Á^Á} æ!æc^Áæ&& [~ } c^Áæç^Á^æ Á^ } á	5	
6	Ô [] c æ&c^Á Y áç@ÁCE [] &æc^Á^á^ } á^Á		
a Úæc^Ác@^Á^æ:á^Á [-Á]]^ { á~ { Á!æc^Á^Á			
b	Ú!^ { á~ { •Á } æááç [Á&æ! :á^Á] /	6b	
c	Ú!^ { á~ { •Á á^Á^á^c^ }] æááçç@^Á^ } á^Á [-Ác@^Á^Á^æ! :æ	6c	
d	Q-Ác@^Á^Á&æ! :á^Á!ç á&^éÁ [] Á [c@^Á^Á [] *æ } á:æç [] Á } & ~ ! ^á^æ } ^Á^Á^Á&Á& [•c^Á } Á& [] } ^Áç [] Á , áç@Ác@^Á^æ&~^á^ç [] Á [] Á !^c^ } ç [] Á [-Ác@^Á^Á& [] c æ&c^Á [] Á] [á&^éÁ^ } c^!^Áæ { [~ } ç	6d	
ÁÁÁÁÁÁÁÁÚ] ^Á&á~Á } æ~!^Á [-Á& [•c^ÁÁÁ			

a	V~] ^Á [-Á& [] c æ&c^Á	ÇFDÁÁ [] Á^Á^] [•áçæá { á } á^c æç [] Á	ÇGDÁÁ [] Á^Á { { ^ááæc^Á } æ!çá } çç [] Á*~æ!æ } c^Á^Á	
		ÇHDÁÁ [] Á*~æ!æ } c^Á^á^ } Ç^c { ^ } ç	Ç I DÁÁ [] Á^Á [c@^Á^Á	SYNTHETIC GIC
b	Óæ æ } &^æçç@^Á^Á } á^Á [-Ác@^Á^Á] !^ç [~ •Á^Á^æ! :æ	7b	808541295	
c	ÇEááçá [] •KÁÇFDÁÖ [] c :áá~ç [] •Á^Á [] [•áç^á^á^] íá } *Ác@^Á^Á^æ! :æ	7c(1)	44347925	
		7c(2)		
		7c(3)	15700040	
		7c(4)		
ÇHDÁÁQ} c^!^Á^c^ & !^á^ç^á^á^ íá } *Ác@^Á^Á^æ! :æ				
Ç I DÁV!æ } •^! ^á^Á~! [{ Á^Á } æ!æc^Á^æ&& [~] c				
Ç Í DÁUç@^Á^ÁÇ } ^Á&á~Á^Á [] , D				

60047965
868589260

ÁÁÇFDÁÖá~á~!^Á^Á~! [{ Á~ } á^Á [] Á } Á^Á^Á^Á^Á^Á^Á^Á^Á^Á^ } ~áç^Á^Á^íá } *Á^Á^æ! :æ		7e(1)	
(í			
Á			
Á			
ÁÁÇ Í DÁV [çæ Á^Á^Á^ } &ç [] •		7e(5)	0
f	Óæ æ } &^æçç@^Á^Á^ } á^Á [-Ác@^Á^Á^] !^ç [~ •Á^Á^æ! :æ	7f	868589260

SCHEDULE A
(Form 5500)

(a) Name and address of the agent, broker, or other person to whom commissions or fees were paid

Part II Investment and Annuity Contract Information
Y @^!^Á) áäçíá~æ|Á&[] } c|æ&c^Áæ!^Á } [ç|ä^áäÉlc@^Á^ } c|!^Á^! [~] Á [-^~ &@Á) áäçíá~æ|Á&[] } c|æ&c^Á , áç@^Áæ&@Á&æ! íá^Á { æ^Áá^Ác!^æc^Ááæ^Áæ^ } áç- [!Á] ~ ! [•^Á [-Á c@í-Á!^ } [!çÉÁ

4	Ô~!;!^ } ç çæ ~^Á [-Á]]æ } í-Á) ç^!^c^ } á^!^Áç@í-Á&[] } c æ&c^Á) Áç@^Á^Á^!æ æ&&[] } ç æç^Áæ!^Á } á	4	
5	Ô~!;!^ } ç çæ ~^Á [-Á]]æ } í-Á) ç^!^c^ } á^!^Áç@í-Á&[] } c æ&c^Á) Á^Áæ!æc^Áæ&&[] } c^Áæç^Áæ!^Á } á	5	
6 Ô [] c æ&c^Á Y áç@ÁÇÉ[] [&æc^Áááá } á^Á			
a Úæc^Áç@^Ááæ:í-Á [-Á] !^ { á~ { Á!æc^Á			
b	Ú!^ { á~ { •Á } æááç [Á&æ! íá^! /	6b	
c	Ú!^ { á~ { •Á } æááç [Á&æ! íá^! /	6c	
d	Q-Áç@^Á&æ! íá^! ÉÁ^! ç ä&ÉÁ [!Á [c@^Á [!*æ } á:æç [] Á) & ! í^Ááæ } ~^Á •] ^Á&á&Á& [•c^Á) Á& [] } ^Áç [] Á , áç@Áç@^Áæ&~^Á áç [] Á [!Á !^c^ } ç [] Á [-Áç@^Á&[] } c æ&c^Á [!Á] [!á&^ÉÁ^ } c^!Áæ { [~] ç	6d	

a V~^Á [-Á&[] } c|æ&c^Á ÇFDÁÁ [Á^Á^] [•áçæá { á } á^c|æç [] Á ÇGDÁÁ [Áá { { ^ááæc^Á } æ!çá&á } æç [] Á^*~æ!æ } c^Á^Á
 ÇHDÁÁ [Á^*~æ!æ } c^Á^Ááá } Ç^c { ^ } ç Ç I DÁÁ [X] ÁÁ [c@^Á (**SYNTHETIC GIC**

b	Óæ æ } &^Áæçlc@^Á^ } á^Á [-Áç@^Á] !^ç [~ •Á^~Áæ!	7b	400647183
c	ÇEááç [•Á^ÇFDÁÓ [] c íá~ç [] •Á^Á [[•áç^Áá~ íá } *Áç@^Á^Áæ!	7c(1)	21989449
	ÇGDÁÓç ä^Á } á^Áæ } á^Á&^Ááç	7c(2)	
	ÇHDÁÁ } c^!^c^ &^Ááç^Áá~ íá } *Áç@^Á^Áæ!	7c(3)	8610674
	Ç I DÁV!æ } •-!; íá-! [[Á^Á] æ!æc^Áæ&&[] } c	7c(4)	
	Ç I DÁUç@^Á^ç •] ^Á&~Áá^! [, D		

30600123
431247306

ÁÇFDÁÓá~á^!^Áá^! [{ Á~ } áÁç [Á] æ^Áá^Á^~Áç@^Á [!Á] ~ ! &@æ^Áæ } ~ áç^Áá~ íá } *Á^~æ!^Á **7e(1)**

(í Á Á Á		7e(5)	0
ÁÇ I DÁV [çæ Áá^Á~ &ç [] •		7f	431247306

Part III

SCHEDULE A
(Form 5500)

(a) Name and address of the agent, broker, or other person to whom commissions or fees were paid

Part II	Investment and Annuity Contract Information
----------------	--

Y @^!^Á) ááçáá~æ|Á& [] c|æ&c•Áæ|Á^Á [] ç|áá^áÉÁc@^Á^Á c|!^Á*! [~] Á [-Á • &@Á) ááçáá~æ|Á& [] c|æ&c•Á , áç@Á^æ&@Á&æ|!á^Á { æ^Áá^Ác|!^æc^Ááæ•ÁæÁ~ } áç- [!Á] ~ ! [•^Á [-Á c@á-Á!^Á] [!cÉÁ

4	Ô~!;!^) ç çá~^Á [-Á] æ } q•Á) c^!^c~) á^!Áç@á•Á& [] c æ&cÁ) Áç@^Á*^Á ^!æ æ&& [~] ç æç^Áæ Á^Á } á	4	959176854
5	Ô~!;!^) ç çá~^Á [-Á] æ } q•Á) c^!^c~) á^!Áç@á•Á& [] c æ&cÁ) Á^Á } æ æc^Áæ&& [~] c•Áæç^Áæ Á^Á } á	5	
6	Ô [] c æ&c•Á Y áç@ÁÇE [] &æc^ÁáÇ~ } á•KÁ		
a	Úæc^Áç@Á^Áæ•á [-Á] !^ { á~ { Á æc^Á		
b	Ú!^ { á~ { •Á } æááç [Á&æ !á^! /	6b	
c	Ú!^ { á~ { •Áá~^Áá~c~ } } æáááçç@^Á^Á } áÁ [-Áç@^Á^Áæ	6c	
d	Q-Áç@Á^Á&æ !á^!ÉÁ•^!ç á&ÉÁ [!Á [c@^Á! [!*æ } á:æç [] Á) & ; !!^ááæ } ^Á•] ^Á&á&Á& [•c•Á) Á& [] } ^Áç [] Á , áç@Áç@Á^Áæ&~^á•áç [] Á [!Á !^c^ } ç [] Á [-Áç@^Á& [] c æ&cÁ [!Á] [!á&^ÉÁ^) c^!Áæ { [~] ç	6d	

a V~^Á [-Á& [] c|æ&cÁ ÇFDÁ [] ÁÁ^ [] •áçáá { á } á•c|æç [] Á ÇGDÁ [] Áá { { ^ááæc^Á } æ|çá&á } æç [] Á*~æ|æ } c^Á^Á ÇHDÁ [] Á*~æ|æ } c^Ááá) Ç^c { ^ } ç Ç I DÁ [] XÁÁ [c@^Á! (**SYNTHETIC GIC**

b	Óæ æ } &^Áæç@^Á^Á } áÁ [-Áç@^Á^Á] !^ç [~ •Á^Áæ	7b	893998058
c	ÇEááç [] •KÁÇFDÁÔ [] c áá~ç [] •ÁÁ^ [] [•áç^Ááá~!á } *Áç@^Á^Áæ	7c(1)	49023661
	ÇGDÁÖç á^Á } á•Áæ } áÁ&!^áç	7c(2)	
	ÇHDÁQ } c^!^c~ &!^áç^Ááá~!á } *Áç@^Á^Áæ	7c(3)	16155135
	Ç I DÁV!æ } •-!;!^Áá-! [{ Á•^Á } æ æc^Áæ&& [~] c	7c(4)	
	Ç I DÁUç@Á^Áç•] ^Á&~Áá^! [, D		

65178796
959176854

ÁÇFDÁÖá~á~!^Áá-! [{ Á~ } áÁç [Á] æ^Áá^Á^Áç•Á [!Á] ~!&æ•Áæ } ~áç^Ááá~!á } *Á^Áæ|Á

7e(1)

(
Á
Á

--	--

ÁÇ I DÁV [çæ Áá^Á~&ç [] •	7e(5)	0
f Óæ æ } &^Áæç@^Á^Á } áÁ [-Áç@^Á^Á] !^ç [~ •Á^Áæ	7f	959176854

Part III



SCHEDULE A
(Form 5500)

(a) Name and address of the agent, broker, or other person to whom commissions or fees were paid

Part II	Investment and Annuity Contract Information
----------------	--

Y @^!^Á} ááçíá~æ|Á&[] c|æ&c•Áæ|Á^Á[] Çíá^á^Élc@^Á^ c|Á^*![] Á[-Á~&@Á} ááçíá~æ|Á&[] c|æ&c•Á, áç@^Áæ&Á&æ|íá^Á { æ^Áá^Ác|Áæc^ááæ•ÁæÁ~ } áç- [íÁ] ~ ! [•^Á[-Á c@í-Á^] [íçÉÁ

4	Ô~!;!^} ç çæ ~^Á[-Á]]æ]í•Á} c^!^c~ } á^!Áç@í•Á&[] c æ&cÁ} Áç@^Á^Á^!æ æ&&[] } ç æç^Áæ Á^ } á	4	
5	Ô~!;!^} ç çæ ~^Á[-Á]]æ]í•Á} c^!^c~ } á^!Áç@í•Á&[] c æ&cÁ} Á^Á} æ æc^Áæ&&[] } c^Áæç^Áæ Á^ } á	5	
6	Ô[] c æ&c•Á Y áç@ÁÇE[] [&æc^ááç~ } á•KÁ		
a	Úæc^Áç@^Ááæ:í-Á[-Á] ^ { á~ { Á æc^Á		
b	Ú^ { á~ { •Á } æááç [Á&æ íá^! /	6b	
c	Ú^ { á~ { •Á } æááç [Á&æ íá^! /	6c	
d	Q-Áç@^Á&æ íá^!ÉÁ•^!çá&ÉÁ[] íÁ [ç@^Á[] *æ : æç[] } Á } & ! íÁáæ } ^Á•] ^á-á&Á& [•cÁ} Á&[] } ^çá[] Á, áç@Áç@^Áæ&~ á•çá[] Á[] íÁ : ^c^ çí[] Á [-Áç@^Á&[] c æ&cÁ[] íÁ] [í&^ÉÁ^ } c^!Áæ { [] } ç	6d	

a V^] ^Á[-Á&[] c|æ&cÁ ÇFDÁÁ [ÁÁ^] [•áçæá { á } á•çæçá[] Á ÇGDÁÁ [Áá { { ^ááæc^Á } æ|çá&á } æçá[] } Á^~æ|æ } c^Á^ ÇHDÁÁ [Á^~æ|æ } c^Ááá } Ç^c { ^ } ç Ç I DÁÁ [X] ÁÁ [ç@^Á (**SYNTHETIC GIC**

b	Óæ æ } & ^Áæç ç@^Á^ } áÁ [-Áç@^Á] ! ^çá[] ~ •Á^~Áæ	7b	0
c	ÇEááçá[] •KÁÇFDÁÔ[] c íá~ çá[] •Á^Á[] [•áç^áá~ íá } *Áç@^Á^Áæ	7c(1)	32500000
	ÇGDÁÖçíá^ } á•Áæ } áÁ&^Ááç	7c(2)	
	ÇHDÁQ } c^!^c~ } ááç@^Áá~ íá } *Áç@^Á^Áæ	7c(3)	5750986
	Ç I DÁV æ } •-!; íÁá-! [{ Á•^ } æ æc^Áæ&&[] } c	7c(4)	

330750986
330750986

ÁÁÇFDÁÔíá~!•^áá-! [{ Á~ } áÁç [Á] æ^Áá^ } ^áç•Á [íÁ] ~ ! & @æ•^Áæ } ~ áç^Áá~ íá } *Á^~æ|Á

7e(1)

(í
Á
Á Á

--	--	--	--

ÁÁÇ I DÁV [çæ|íá^~ &çá[] } •

		7e(5)	0
--	--	--------------	----------

f Óæ|æ } & ^Áæç|ç@^Á^ } áÁ [-Áç@^Á^] ! ^ } ç^~Áæ|Áç~ áç|æ&cÁ} ^Á**7e(5)**-! [{ Á } ^Á**7d**

		7f	330750986
--	--	-----------	------------------

**SCHEDULE C
(Form 5500)**

Department of the Treasury
Internal Revenue Service

Department of Labor
Employee Benefits Security Administration

Pension Benefit Guaranty Corporation

Service Provider Information

This schedule is required to be filed under section 104 of the Employee Retirement Income Security Act of 1974 (ERISA).

☞ File as an attachment to Form 5500.

OMB No. 1210-0110

2022

This Form is Open to Public Inspection.

For calendar plan year 2022 or fiscal plan year beginning

and ending

A Name of plan

B Three-digit
plan number (PN) **☞**

C Plan sponsor's name as shown on line 2a of Form 5500

D Employer Identification Number (EIN)

(b) Enter name and EIN or address of person who provided you disclosures on eligible indirect compensation

2. Information on Other Service Providers Receiving Direct or Indirect Compensation. Except for those persons for whom you answered "Yes" to line 1a above, complete as many entries as needed to list each person receiving, directly or indirectly, \$5,000 or more in total compensation (i.e., money or anything else of value) in connection with services rendered to the plan or their position with the plan during the plan year. (See instructions).

(a) Enter name and EIN or address (see instructions)

(b) Service Code(s)	(c) Relationship to employer, employee organization, or person known to be a party-in-interest	(d) Enter direct compensation paid by the plan. If none, enter -0-.	(e) Did service provider receive indirect
----------------------------------	--	--	--

2. Information on Other Service Providers Receiving Direct or Indirect Compensation. Except for those persons for whom you answered "Yes" to line 1a above, complete as many entries as needed to list each person receiving, directly or indirectly, \$5,000 or more in total compensation (i.e., money or anything else of value) in connection with services rendered to the plan or their position with the plan during the plan year. (See instructions).

(a) Enter name and EIN or address (see instructions)

(b) Service Code(s)	(c) Relationship to employer, employee organization, or person known to be a party-in-interest	(d) Enter direct compensation paid by the plan. If none, enter -0-.	(e) Did service provider receive indirect
----------------------------------	--	--	--

2. Information on Other Service Providers Receiving Direct or Indirect Compensation. Except for those persons for whom you answered "Yes" to line 1a above, complete as many entries as needed to list each person receiving, directly or indirectly, \$5,000 or more in total compensation (i.e., money or anything else of value) in connection with services rendered to the plan or their position with the plan during the plan year. (See instructions).

(a) Enter name and EIN or address (see instructions)

(b) Service Code(s)	(c) Relationship to employer, employee organization, or person known to be a party-in-interest	(d) Enter direct compensation paid by the plan. If none, enter -0-.	(e) Did service provider receive indirect
----------------------------------	--	--	--

2. Information on Other Service Providers Receiving Direct or Indirect Compensation. Except for those persons for whom you answered "Yes" to line 1a above, complete as many entries as needed to list each person receiving, directly or indirectly, \$5,000 or more in total compensation (i.e., money or anything else of value) in connection with services rendered to the plan or their position with the plan during the plan year. (See instructions).

(a) Enter name and EIN or address (see instructions)

(b) Service Code(s)	(c) Relationship to employer, employee organization, or person known to be a party-in-interest	(d) Enter direct compensation paid by the plan. If none, enter -0-.	(e) Did service provider receive indirect
----------------------------------	--	--	--

2. Information on Other Service Providers Receiving Direct or Indirect Compensation. Except for those persons for whom you answered "Yes" to line 1a above, complete as many entries as needed to list each person receiving, directly or indirectly, \$5,000 or more in total compensation (i.e., money or anything else of value) in connection with services rendered to the plan or their position with the plan during the plan year. (See instructions).

(a) Enter name and EIN or address (see instructions)

(b) Service Code(s)	(c) Relationship to employer, employee organization, or person known to be a party-in-interest	(d) Enter direct compensation paid by the plan. If none, enter -0-.	(e) Did service provider receive indirect
----------------------------------	--	--	--

2. Information on Other Service Providers Receiving Direct or Indirect Compensation. Except for those persons for whom you answered "Yes" to line 1a above, complete as many entries as needed to list each person receiving, directly or indirectly, \$5,000 or more in total compensation (i.e., money or anything else of value) in connection with services rendered to the plan or their position with the plan during the plan year. (See instructions).

(a) Enter name and EIN or address (see instructions)

(b) Service Code(s)	(c) Relationship to employer, employee organization, or person known to be a party-in-interest	(d) Enter direct compensation paid by the plan. If none, enter -0-.	(e) Did service provider receive indirect
----------------------------------	--	--	--

2. Information on Other Service Providers Receiving Direct or Indirect Compensation. Except for those persons for whom you answered "Yes" to line 1a above, complete as many entries as needed to list each person receiving, directly or indirectly, \$5,000 or more in total compensation (i.e., money or anything else of value) in connection with services rendered to the plan or their position with the plan during the plan year. (See instructions).

(a) Enter name and EIN or address (see instructions)

(b) Service Code(s)	(c) Relationship to employer, employee organization, or person known to be a party-in-interest	(d) Enter direct compensation paid by the plan. If none, enter -0-.	(e) Did service provider receive indirect
----------------------------------	--	--	--

2. Information on Other Service Providers Receiving Direct or Indirect Compensation. Except for those persons for whom you answered "Yes" to line 1a above, complete as many entries as needed to list each person receiving, directly or indirectly, \$5,000 or more in total compensation (i.e., money or anything else of value) in connection with services rendered to the plan or their position with the plan during the plan year. (See instructions).

(a) Enter name and EIN or address (see instructions)

(b) Service Code(s)	(c) Relationship to employer, employee organization, or person known to be a party-in-interest	(d) Enter direct compensation paid by the plan. If none, enter -0-.	(e) Did service provider receive indirect
----------------------------------	--	--	--

2. Information on Other Service Providers Receiving Direct or Indirect Compensation. Except for those persons for whom you answered "Yes" to line 1a above, complete as many entries as needed to list each person receiving, directly or indirectly, \$5,000 or more in total compensation (i.e., money or anything else of value) in connection with services rendered to the plan or their position with the plan during the plan year. (See instructions).

(a) Enter name and EIN or address (see instructions)

(b) Service Code(s)	(c) Relationship to employer, employee organization, or person known to be a party-in-interest	(d) Enter direct compensation paid by the plan. If none, enter -0-.	(e) Did service provider receive indirect
----------------------------------	--	--	--

2. Information on Other Service Providers Receiving Direct or Indirect Compensation. Except for those persons for whom you answered "Yes" to line 1a above, complete as many entries as needed to list each person receiving, directly or indirectly, \$5,000 or more in total compensation (i.e., money or anything else of value) in connection with services rendered to the plan or their position with the plan during the plan year. (See instructions).

(a) Enter name and EIN or address (see instructions)

(b) Service Code(s)	(c) Relationship to employer, employee organization, or person known to be a party-in-interest	(d) Enter direct compensation paid by the plan. If none, enter -0-.	(e) Did service provider receive indirect
----------------------------------	--	--	--

2. Information on Other Service Providers Receiving Direct or Indirect Compensation. Except for those persons for whom you answered "Yes" to line 1a above, complete as many entries as needed to list each person receiving, directly or indirectly, \$5,000 or more in total compensation (i.e., money or anything else of value) in connection with services rendered to the plan or their position with the plan during the plan year. (See instructions).

(a) Enter name and EIN or address (see instructions)

(b) Service Code(s)	(c) Relationship to employer, employee organization, or person known to be a party-in-interest	(d) Enter direct compensation paid by the plan. If none, enter -0-.	(e) Did service provider receive indirect
----------------------------------	--	--	--

2. Information on Other Service Providers Receiving Direct or Indirect Compensation. Except for those persons for whom you answered "Yes" to line 1a above, complete as many entries as needed to list each person receiving, directly or indirectly, \$5,000 or more in total compensation (i.e., money or anything else of value) in connection with services rendered to the plan or their position with the plan during the plan year. (See instructions).

(a) Enter name and EIN or address (see instructions)

(b) Service Code(s)	(c) Relationship to employer, employee organization, or person known to be a party-in-interest	(d) Enter direct compensation paid by the plan. If none, enter -0-.	(e) Did service provider receive indirect
----------------------------------	--	--	--

2. Information on Other Service Providers Receiving Direct or Indirect Compensation. Except for those persons for whom you answered "Yes" to line 1a above, complete as many entries as needed to list each person receiving, directly or indirectly, \$5,000 or more in total compensation (i.e., money or anything else of value) in connection with services rendered to the plan or their position with the plan during the plan year. (See instructions).

(a) Enter name and EIN or address (see instructions)

(b) Service Code(s)	(c) Relationship to employer, employee organization, or person known to be a party-in-interest	(d) Enter direct compensation paid by the plan. If none, enter -0-.	(e) Did service provider receive indirect
----------------------------------	--	--	--

2. Information on Other Service Providers Receiving Direct or Indirect Compensation. Except for those persons for whom you answered "Yes" to line 1a above, complete as many entries as needed to list each person receiving, directly or indirectly, \$5,000 or more in total compensation (i.e., money or anything else of value) in connection with services rendered to the plan or their position with the plan during the plan year. (See instructions).

(a) Enter name and EIN or address (see instructions)

(b) Service Code(s)	(c) Relationship to employer, employee organization, or person known to be a party-in-interest	(d) Enter direct compensation paid by the plan. If none, enter -0-.	(e) Did service provider receive indirect
----------------------------------	--	--	--

2. Information on Other Service Providers Receiving Direct or Indirect Compensation. Except for those persons for whom you answered "Yes" to line 1a above, complete as many entries as needed to list each person receiving, directly or indirectly, \$5,000 or more in total compensation (i.e., money or anything else of value) in connection with services rendered to the plan or their position with the plan during the plan year. (See instructions).

(a) Enter name and EIN or address (see instructions)

(b) Service Code(s)	(c) Relationship to employer, employee organization, or person known to be a party-in-interest	(d) Enter direct compensation paid by the plan. If none, enter -0-.	(e) Did service provider receive indirect
----------------------------------	--	--	--

2. Information on Other Service Providers Receiving Direct or Indirect Compensation. Except for those persons for whom you answered "Yes" to line 1a above, complete as many entries as needed to list each person receiving, directly or indirectly, \$5,000 or more in total compensation (i.e., money or anything else of value) in connection with services rendered to the plan or their position with the plan during the plan year. (See instructions).

(a) Enter name and EIN or address (see instructions)

(b) Service Code(s)	(c) Relationship to employer, employee organization, or person known to be a party-in-interest	(d) Enter direct compensation paid by the plan. If none, enter -0-.	(e) Did service provider receive indirect
----------------------------------	--	--	--

2. Information on Other Service Providers Receiving Direct or Indirect Compensation. Except for those persons for whom you answered "Yes" to line 1a above, complete as many entries as needed to list each person receiving, directly or indirectly, \$5,000 or more in total compensation (i.e., money or anything else of value) in connection with services rendered to the plan or their position with the plan during the plan year. (See instructions).

(a) Enter name and EIN or address (see instructions)

(b) Service Code(s)	(c) Relationship to employer, employee organization, or person known to be a party-in-interest	(d) Enter direct compensation paid by the plan. If none, enter -0-.	(e) Did service provider receive indirect
----------------------------------	--	--	--

2. Information on Other Service Providers Receiving Direct or Indirect Compensation. Except for those persons for whom you answered "Yes" to line 1a above, complete as many entries as needed to list each person receiving, directly or indirectly, \$5,000 or more in total compensation (i.e., money or anything else of value) in connection with services rendered to the plan or their position with the plan during the plan year. (See instructions).

(a) Enter name and EIN or address (see instructions)

(b) Service Code(s)	(c) Relationship to employer, employee organization, or person known to be a party-in-interest	(d) Enter direct compensation paid by the plan. If none, enter -0-.	(e) Did service provider receive indirect
----------------------------------	--	--	--

Part I Service Provider Information (continued)

- 3.** If you reported on line 2 receipt of indirect compensation, other than eligible indirect compensation, by a service provider, and the service provider is a fiduciary or provides contract administrator, consulting, custodial, investment advisory, investment management, broker, or recordkeeping services, answer the following questions for (a) each source from whom the service provider received \$1,000 or more in indirect compensation and (b) each source for whom the service provider gave you a formula used to determine the indirect compensation instead of an amount or estimated amount of the indirect compensation. Complete as many entries as needed to report the required information for each source.

(a)

a Name:

b EIN:

**SCHEDULE D
(Form 5500)**

Department of the Treasury
Internal Revenue Service

Department of Labor
Employee Benefits Security Administration

01/01/2022

am

12/31/2022

LMC DEFINED CONTRIBUTION MASTER TRUST

002

LOCKHEED MARTIN CORPORATION

04-3321934

Name of MTIA, CCT, PSA, or 103-12 IE:

SS S&P 500(R) INDEX NLSF CLASS A
STATE STREET GLOBAL ADVISORS TRUST COMPANY

04-0025081-097

C

0

SS RUSSELL SMALL MID CAP IDX NL CL
STATE STREET GLOBAL ADVISORS TRUST COMPANY

04-0025081-453

C

0

NT COLL. AGGREGATE BOND INDEX NL
NORTHERN TRUST INVESTMENTS, INC.

45-6138589-088

C

3228357747

US TIPS FUND F
BLACKROCK INSTITUTIONAL TRUST COMPANY, N.A.

36-4495972-001

C

0

NT COLLECTIVE RUSSEL 2000 VL INDX
NORTHERN TRUST INVESTMENTS, INC.

45-6138589-119

C

110438399

AB EMERGING MARKET DEBT COLLECTIVE
ALLIANCEBERNSTEIN LP

04-6948485-034

C

130177481

TCW MULTIPLE INVESTMENT TRUST
SEI TRUST COMPANY

26-3015340-030

C

53480693

a Name of MTIA, CCT, PSA, or 103-12 IE:

b Name of sponsor of entity listed in (a):

c EIN-PN

d Entity code

e Dollar value of interest in MTIA, CCT, PSA, or 103-12 IE at end of year (see instructions)

a Name of MTIA, CCT, PSA, or 103-12 IE:

b Name of sponsor of entity listed in (a):

c EIN-PN

d Entity code

e Dollar value of interest in MTIA, CCT, PSA, or 103-12 IE at end of year (see instructions)

a Na,7B MCID 25 BDC q 150.43 193.613.525 re W

a Name of MTIA, CCT, PSA, or 103-12 IE:

b Name of sponsor of entity listed in (a):

c EIN-PN

d Entity code

e Dollar value of interest in MTIA, CCT, PSA, or 103-12 IE at end of year (see instructions)

a Name of MTIA, CCT, PSA, or 103-12 IE:

b Name of sponsor of entity listed in (a):

c EIN-PN

d Entity code

e Dollar value of interest in MTIA, CCT, PSA, or 103-12 IE at end of year (see instructions)

a Na,7B MCID 25 BDC q 150.43 193.613.525 re W

Part II Information on Participating Plans (to be completed by DFEs)

SCHEDULE H (Form 5500)

Department of the Treasury
Internal Revenue Service

Department of Labor
Employee Retirement Income Security Act of 1974

--	--

C Plan sponsor's name as shown on line 2a of Form 5500

D Employer Identification Number (EIN)

Part I Assets (not plans)

	1b(2)		
(3) Other.....	1b(3)		
C General investments:			
(1) Interest-bearing cash (include money market accounts & certificates of deposit).....	1c(1)		
(2) U.S. Government securities	1c(2)		
(3) Corporate debt instruments (other than employer securities):			
(A) Preferred	1c(3)(A)		
(B) All other	1c(3)(B)		
(4) Corporate stocks (other than employer securities):			
(A) Preferred	1c(4)(A)		
(B) Common.....	1c(4)(B)		
(5) Partnership/joint venture interests	1c(5)		
(6) Real estate (other than employer real property)	1c(6)		
(7) Loans (other than to participants).....	1c(7)		

10277477386	13332326635
51359464899	47845647906
21545638	99463883
189632633	19374424
211178271	118838307
51148286628	47726809599

0

10934311	
7767678	
26231593	
1578119	
-35648807	
173968033	
	184830927
2744974	
353226795	
	355971769
1844189236	
2390067344	
	-545878108
2335308160	
	2335308160

		(a) Amount	(b) Total
(6) Net investment gain (loss) from common/collective trusts	2b(6)		
(7) Net investment gain (loss) from pooled separate accounts	2b(7)		
(8) Net investment gain (loss) from master trust investment accounts	2b(8)		
(9) Net investment gain (loss) from 103-12 investment entities.....	2b(9)		
(10) Net investment gain (loss) from registered investment companies (e.g., mutual funds)	2b(10)		
c Other income	2c		
d Total income. Add all income amounts in column (b) and enter total	2d		
Expenses			
e Benefit payment and payments to provide benefits:			
(1) Directly to participants or beneficiaries, including direct rollovers	2e(1)		
(2) To insurance carriers for the provision of benefits	2e(2)		
(3) Other	2e(3)		
(4)			

Yes	No	Amount
-----	----	--------

b Wd H (FoÀ A

determinable on an established market nor set by an independent third party appraiser?.....

|--|--|--|--|

4h

**Lockheed Martin Corporation
Salaried Savings Plan**

Financial Statements and Supplemental Schedule

Table of Contents



INDEPENDENT AUDITOR'S REPORT

Plan Administrator and Plan participants
Lockheed Martin Corporation Salaried Savings Plan

We have audited the financial statements of the Lockheed Martin Corporation Salaried Savings Plan (the Plan), an employee benefit plan subject to the Employee Retirement Income Security Act of 1974 (ERISA), which comprise the statements of net assets available for benefits as of December 31, 2022 and 2021, the related statement of changes in net assets available for benefits for the year ended December 31, 2022, and the related notes to the financial statements.

In our opinion, the accompanying financial statements present fairly, in all material respects, the

We conducted our audit in accordance with the standards of the American Institute of Certified Public Accountants (AICPA) in the United States of America. The standards require that we plan and perform the audit to obtain reasonable assurance about whether the financial statements described in the report are free of material misstatement. We believe that the audit provides a reasonable basis for our audit opinion.

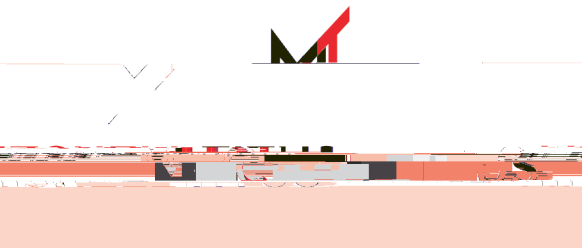
Management is responsible for the preparation and fair presentation of the financial statements in accordance with the standards of the American Institute of Certified Public Accountants (AICPA) in the United States of America, and for the design, implementation, and maintenance of internal control that will prevent or detect misstatements.

In preparing the financial statements, management is required to evaluate the conditions or events that may raise substantial doubt about the entity's ability to continue as a going concern. Our report includes a paragraph when such conditions or events are identified and their effects on the financial statements are issued.

1625 K Street, NW
Washington, DC 20006

T +1 202 293 7500
F +1 202 465 3149

mitchelltitus.com





Our audits were conducted for the purpose of forming an opinion on the financial statements as a whole. The supplemental schedule of assets (held at end of year) as of December 31, 2022, is presented for purposes of additional analysis and is not a required part of the financial statements but is supplementary information required by the Department of Labor's Rules and Regulations for Reporting and Disclosure under ERISA. Such information is the responsibility of management and was derived from and relates directly to the underlying accounting and other records used to prepare the financial statements. The information has been subjected to the auditing procedures applied in the audits of the financial statements and certain additional

procedures including (c) 2 (a) 10.0.6 (t) 6.7 (em) 6 (en) 10. (en) 11 s 7 (h) i 2 (oc) die qu t 0.62 (i) 2.2 (al) pani 0

w

T

Lockheed Martin Corporation Salaried Savings Plan
Statement of Net Assets Available for Benefits
December 31, 2022
(in thousands)

	ESOP Fund	401(h) account	Participant- Directed Investments	Total
Assets				
Interest in Lockheed Martin Corporation Defined Contribution Plans Master Trust:				
Investments at fair value	\$ 9,508,589	\$ —	\$ 29,635,763	\$ 39,144,352
Investments in fully benefit-responsive investment contracts at contract value	—	—	4,609,689	4,609,689
			—	

Lockheed Martin Corporation Salaried Savings Plan
Notes to Financial Statements (continued)

Use of Estimates

The preparation of financial statements in conformity with U.S. generally accepted accounting principles (GAAP) requires management to make estimates and assumptions that affect the reported amount of assets and liabilities and changes therein, and disclosure of contingent assets and liabilities. Actual results could differ from those estimates.

Payment of Benefits

Benefits are recorded when paid.

Risks and Uncertainties

The Plan, through the Master Trust, invests in various investment securities. Investment securities are exposed to various risks such as interest rate, market, and credit risks. Due to the level of risk associated with certain investment securities, it is at least reasonably possible that changes in the values of investment securities will occur in the near term and that such changes could materially affect participants' account balances and the amounts reported in the Statements of Net Assets Available for Benefits.

Investment Valuation and Income Recognition

Investments in the Master Trust are primarily reported at fair value. Fair value is the price that would have been received to sell an asset or paid to transfer a liability in an orderly transaction between market participants at the measurement date. Fully benefit-responsive investment contracts are reported at contract value. Contract value is the relevant measurement attributable to fully benefit-responsive investment contracts because it is the amount participants would receive if they were to initiate permitted transactions under the terms of the Plan. The contract value represents contributions plus earnings, less participant withdrawals and administrative expenses. See Note 3 for discussion of fair value measurements and fully benefit-responsive investment contracts.

Purchases and sales of securities in the Master Trust are recorded on a trade-date basis. Interest income is recorded on the accrual basis. Dividends are recorded on the ex-dividend date. Gains and losses on investments bought and sold as well as held during the year are included in interest in net investment loss from the Master Trust on the Statement of Changes in Net Assets Available for Benefits. Interest income on notes receivable from participants is recorded on the accrual basis.

Administrative Expenses

Lockheed Martin Corporation Salaried Savings Plan
Notes to Financial Statements (continued)

Fair Value of Assets

The accounting standard for fair value measurements defines fair value, establishes a market-based framework or hierarchy for

Lockheed Martin Corporation Salaried Savings Plan
Notes to Financial Statements (continued)

Lockheed Martin Corporation Salaried Savings Plan
Notes to Financial Statements (continued)

In addition, notes receivable from participants are considered to be party-in-interest transactions for which a statutory exemption from the prohibited transaction regulation exists.

5. Income Tax Status

The Internal Revenue Service (IRS) has determined and informed the Corporation by letter dated October 17, 2013, that the Plan is designed in accordance with applicable sections of the IRC and, therefore, the related trust is exempt from taxation. Under current IRS determination letter procedures, there is no opportunity for the Plan to obtain a more recent letter from the IRS. The Plan has been amended since issuance of the determination letter. However, the Plan Administrator and the Corporation's counsel believe that the current design and operations of the Plan are in compliance with the applicable provisions of the IRC.

Supplemental Schedule

Lockheed Martin Corporation Salaried Savings Plan

Employer Identification Number 52-1893632, Plan Number 017

Form 5500, Schedule H, Line 4i – Schedule of Assets (Held at End of Year) *

(in thousands, excluding shares or units)

December 31, 2022

(a)

(b)

LMC Defined Contribution Master Trust

EIN: 04 3321934 / PN: 002

Plan Year: 2022

DCMT COMPOSITE

PLAN YEAR ENDING: 12/31/22

SCHEDULE H, LINE 4J - SCHEDULE OF REPORTABLE TRANSACTIONS - SINGLE

BEGINNING NET ASSET VALUE: 51,421,935,773.13

5% OF ASSET VALUE: 2,571,096,788.66

(A) IDENTITY OF PARTY (B) DESCRIPTION OF ASSET RATE MAT DATE
(C) PURCHASE PRICE (D) SELLING PRICE (F) EXPENSES INCURRED (G) COST OF ASSET (H) CURR VALUE (I) GAIN/LOSS

COMMON/COLLECTIVE TRUSTS

06739T663 BLACKROCK EQUITY INDEX FBBGIPLANJ -314DAY6ERS3OCK EQUITBC*HS7S

LMC Defined Contribution Master Trust

EIN: 04 3321934 / PN: 002

Plan Year: 2022

Schedule H, line 4i – Schedule of Assets (Acquired and Disposed of Within Year)

DCMT COMPOSITE
SCHEDULE H, LINE 4I - SCHEDULE OF ASSETS
(ACQUIRED AND DISPOSED OF WITHIN YEAR)

PLAN YEAR ENDING: 12/31/22

(A) IDENTITY OF ISSUER	(B) DESCRIPTION OF INVESTMENT SHARES/PAR	(C) COST OF ACQUISITION	RATE	MAT DATE	(D) PROCEEDS OF DISPOSITION
CORPORATE STOCKS - COMMON					
923DCL908	TBA GOLDMAN SACHS BOC 260,000.00	TBA CASH COLLATERAL 260,000.00			260,000.00
CORPORATE STOCKS - COMMON TOTALS					
	260,000.00	260,000.00			260,000.00

Schedule H, Line 4i - Schedule of Assets (Acquired and Disposed of Within the Year)

<u>Cusip</u>	<u>Security Type</u>	<u>Security Name</u>	(c) Cost of Acquisitions		(d) Proceeds of Dispositions	
361105	COMMON STOCK	AAR CORP COM	\$	13,387.58	\$	14,314.05
375204	COMMON STOCK	ABB LTD ADR SPONSORED	\$	32,315.51	\$	29,690.91
899104	COMMON STOCK	ADMA BIOLOGICS INC COM	\$	147,556.08	\$	168,197.57
957100	COMMON STOCK	ABM INDUSTRIES INC COM	\$	11,695.34	\$	11,388.01
1055102	COMMON STOCK	AFLAC INC COM	\$	333,895.47	\$	319,970.53
1084102	COMMON STOCK	AGCO CORP COM	\$	262,480.27	\$	234,559.57
1228501	COMMON STOCK	AG MTG INVEST TRUST INC COM USD0.01(POST REV SPLIT)	\$	149,606.98	\$	118,107.21
1627108	COMMON STOCK	ALJ REGIONAL HOLDINGS INC COM	\$	9,777.39	\$	9,643.55
1744101	COMMON STOCK	AMN HEALTHCARE SERVICES INC COM	\$	171,425.29	\$	171,828.12
2120202	COMMON STOCK	ATYR PHARMA INC COM	\$	4,374.50	\$	3,997.17
2121101	COMMON STOCK	A10 NETWORKS INC COM	\$	10,244.59	\$	10,467.81
2255107	COMMON STOCK	AUO CORPORATION MRG \$.606696 & 0.8:1 10/18/22	\$	6,658.31	\$	492.03
2288108	COMMON STOCK	AVEC CORP COM DELISTED	\$		\$	\$ a A A A A

Schedule H, Line 4i - Schedule of Assets (Acquired and Disposed of Within the Year)

(a) Identity of issue, borrower, lessor or similar party & (b) Description of investment including maturity date, rate of interest, collateral, par or maturity value			(c) Cost of Acquisitions	(d) Proceeds of Dispositions
Cusip	Security Type	Security Name		
9496100	COMMON STOCK	AIRSCULPT TECHNOLOGIES INC COM	\$ 3,274.23	\$ 3,274.79
11532108	COMMON STOCK	ALAMOS GOLD INC COM CL A	\$ 104,913.16	\$ 98,715.80
11642105	COMMON STOCK	ALARM.COM HOLDINGS INC COM	\$ 1,682.39	\$ 1,245.00
11659109	COMMON STOCK	ALASKA AIR GROUP INC COM	\$ 696,638.93	\$ 715,713.12
12653101	COMMON STOCK	ALBEMARLE CORP COM	\$ 1,824,439.26	\$ 1,795,354.18
13091103	COMMON STOCK	ALBERTSONS COMPANIES INC COM	\$ 557,213.73	\$ 568,730.41
13872106	COMMON STOCK	ALCOA CORPORATION COM	\$ 2,063,909.08	\$ 2,074,282.57
14442107	COMMON STOCK	ALECTOR INC COM	\$ 19,960.18	\$ 15,479.63
14491104	COMMON STOCK	ALEXANDER & BALDWIN INC COM USD0.01	\$ 3,898.38	\$ 3,835.18
14752109	COMMON STOCK	ALEXANDER'S INC COM USD1	\$ 26,030.00	\$ 26,208.86
15271109	COMMON STOCK	ALEXANDRIA REAL ESTATE EQUITIE COM USD0.01	\$ 2,229.60	\$ 2,168.99
15658107	COMMON STOCK	ALGONQUIN POWER & UTILITIES INC COM	\$ 220,103,726.00	\$ 208,000,000.00
157005	COMMON STOCK	ALICOM INC COM	\$ 106,583.79	\$ 102,096.93
16230104	COMMON STOCK	ALICO INC COM	\$ 5,301.00	\$ 5,672.92
16255101	COMMON STOCK	ALIGN TECHNOLOGY INC COM	\$ 92,307.20	\$ 61,456.77
16744104	COMMON STOCK	ALLARITY THERAPEUTICS INC COM	\$ 114.00	\$ 68.99
17175100	COMMON STOCK	ALLEGHANY CORP CSH MRG \$848.02/SH 10/19/22	\$ 31,558.68	\$ 39,265.30
18119107	COMMON STOCK	ALLENA PHARMACEUTICALS INC COM	\$ 415,972.83	\$ 224,681.88
18581108	COMMON STOCK	BREAD FINANCIAL HOLDINGS INC COM	\$ 13,571.90	\$ 14,433.14
18802108	COMMON STOCK	ALLIANT ENERGY CORP COM	\$ 23,002.88	\$ 22,895.48
18914101	MUTUAL FUNDS	ALLIANCEBERNSTEIN FUNDS DISCOVERY VALUE A	\$ 77,611.01	\$ 74,196.50
19170109	COMMON STOCK	ALLIED Z A \$ 39,265.30	\$ 74,196.50	\$ 2,168.99

Schedule H, Line 4i - Schedule of Assets (Acquired and Disposed of Within the Year)

Schedule H, Line 4i - Schedule of Assets (Acquired and Disposed of Within the Year)

(a) Identity of issue, borrower, lessor or similar party &

(b) Description of investment

Cusip

Security Type

Security Name

(c) Cost of Acquisitions

(d) Proceeds of Dispositions

Schedule H, Line 4i - Schedule of Assets (Acquired and Disposed of Within the Year)

(a) Identity of issue, borrower, lessor or similar party & (b) Description of investment including maturity date, rate of interest, collateral, par or maturity value			(c) Cost of Acquisitions	(d) Proceeds of Dispositions
Cusip	Security Type	Security Name		
126601103	COMMON STOCK	CVD EQUIPMENT CORP COM	\$ 12.67	\$ 11.85
126650100	COMMON STOCK	CVS HEALTH CORPORATION COM	\$ 1,239,706.79	\$ 1,239,814.28
127055101	COMMON STOCK	CABOT CORP COM	\$ 38,712.30	\$ 35,072.02
127097103	COMMON STOCK	COTERRA ENERGY INC COM	\$ 2,636,241.16	\$ 2,673,227.84
127203107	COMMON STOCK	CACTUS INC COM CL A	\$ 210,680.71	\$ 207,415.76
127387108	COMMON STOCK	CADENCE DESIGN SYSTEMS INC COM	\$ 296,508.31	\$ 280,625.26
127537207	COMMON STOCK	CADIZ INC COM	\$ 609.88	\$ 474.77
128030202	COMMON STOCK	CAL MAINE FOODS INC COM	\$ 26,401.85	\$ 26,036.53
128058203	COMMON STOCK	LISATA THERAPEUTICS INC 1:15 R/S 9/15/22 128058302	\$ 16,338.37	\$ 8,333.70
128117108	COMMON STOCK	CALAMOS CONVERTIBLE OPPORTUNIT SH BEN INT	\$ 523.98	\$ 373.74
128119880	MUTUAL FUNDS	CALAMOS FUNDS MKT NEUTRAL INCOME I	\$ 520,017.44	\$ 505,704.17
128126109	COMMON STOCK	CALAMP CORP COM	\$ 10,603.98	\$ 8,385.23
129500104	COMMON STOCK	CALERES INC COM	\$ 85,395.77	\$ 85,156.11
130788102	COMMON STOCK	CALIFORNIA WATER SERVICE GROUP COM	\$ 115.22	\$ 115.14
131193104	COMMON STOCK	TOPGOLF CALLAWAY BRANDS CORP COM	\$ 65,492.57	\$ 55,290.09
131722605	COMMON STOCK	CALYPTE BIOMEDICAL CORPORATION COM DELISTED	\$	\$
132061201	COMMON STOCK	CAMBRIA ETF TRUST SHSHLD YIELD ETF	\$ 3,229.19	\$ 3,210.79
132061508	COMMON STOCK	CAMBRIA ETF TRUST GLB MOMENT ETF	\$ 2,730.85	\$ 2,741.75
132061706	COMMON STOCK	CAMBRIA ETF TRUST EMRG SHAREHLDR ETF	\$ 5,847.20	\$ 3,988.54
132061813	COMMON STOCK	CAMBRIA ETF TRUST CAMBRIA GLOBAL REAL ESTATE ETF	\$ 127.62	\$ 90.68
132061862	COMMON STOCK	CAMBRIA ETF TRUST TAIL RISK ETF	\$ 293,194.03	\$ 272,614.23
133131102	COMMON STOCK	CAMDEN PROPERTY TRUST SBI USD0.01	\$ 15,045.11	\$ 13,459.02
134429109	COMMON STOCK	CAMPBELL SOUP CO COM	\$ 143,061.21	\$ 148,009.35
134748102	COMMON STOCK	CANAAN INC ADR	\$ 136,766.97	\$ 138,454.37
135086106	COMMON STOCK	CANADA GOOSE HOLDINGS INC COM	\$ 6,572.36	\$ 6,826.59
136069101	COMMON STOCK	CANADIAN IMPERIAL BANK OF COMM COM	\$ 1,748.40	\$ 1,814.99
136375102	COMMON STOCK	CANADIAN NATIONAL RAILWAYS CO COM	\$ 8,275.58	\$ 8,350.98
136385101	COMMON STOCK	CANADIAN NATURAL RESOURCES LTD COM	\$ 483,488.85	\$ 545,218.13
136635109	COMMON STOCK	CANADIAN SOLAR INC COM	\$ 161,385.46	\$ 164,187.51
137800207	COMMON STOCK	CANNTRUST HOLDINGS INC COM		

Schedule H, Line 4i - Schedule of Assets (Acquired and Disposed of Within the Year)

(a) Identity of issue, borrower, lessor or similar party &

(b) Description of investment including maturity date, rate of interest, collateral, par or maturity value

Cusip

Security Type

Security Name

(c) Cost of Acquisitions

(d) Proceeds of Dispositions

Schedule H, Line 4i - Schedule of Assets (Acquired and Disposed of Within the Year)

(a) Identity of issue, borrower, lessor or similar party & (b) Description of investment including maturity date, rate of interest, collateral, par or maturity value			(c) Cost of Acquisitions	(d) Proceeds of Dispositions
Cusip	Security Type	Security Name		
192476109	MUTUAL FUNDS	COHEN & STEERS FUNDS REALTY SHARES L	\$ 111,069.21	\$ 81,925.66
192479103	COMMON STOCK	COHERENT INC MRG \$220 & .91:1 7/1/22	\$ 5,330.80	\$ 4,400.00
192576106	COMMON STOCK	COHU INC COM	\$ 12,860.05	\$ 13,137.31
194014106	COMMON STOCK	ENOVIS CORPORATION 1:3 R/S 4/5/22 194014502	\$ 4,737.99	\$ 4,541.97
194162103	COMMON STOCK	COLGATE		

Schedule H, Line 4i - Schedule of Assets (Acquired and Disposed of Within the Year)

(a) Identity of issue, borrower, lessor or similar party & (b) Description of investment including maturity date, rate of interest, collateral, par or maturity value			(c) Cost of Acquisitions	(d) Proceeds of Dispositions
Cusip	Security Type	Security Name		
231021106	COMMON STOCK	CUMMINS INC COM	\$ 56,449.63	\$ 61,793.60
231082801	COMMON STOCK	CUMULUS MEDIA INC COM CL A	\$ 1,584.40	\$ 1,627.86
231269200	COMMON STOCK	CURIS INC COM	\$ 20,178.65	\$ 17,340.48
231561101	COMMON STOCK	CURTISS WRIGHT CORP COM	\$ 20,514.06	\$ 18,390.50
232109108	COMMON STOCK	CUTERA INC COM	\$ 7,949.32	\$ 8,270.04
232517102	COMMON STOCK	CYBER OPTICS CSH MRG \$54.00/SH 11/3/22	\$ 9,765.00	\$ 9,784.20
233051143	COMMON STOCK	DBX ETF TRUST XTRACKERS S&P ETF	\$ 82,717.22	\$ 73,451.89
233051200	COMMON STOCK	DBX ETF TRUST XTRACK MSCI EAFE ETF	\$ 47,320.35	\$ 42,141.55
233051218	COMMON STOCK	DBX ETF TRUST XTRACKERS MSCI ETF	\$ 32,724.49	\$ 27,077.43
233051267	COMMON STOCK	DBX ETF TRUST XTRACKERS LOW ETF	\$ 25,213.97	\$ 22,624.46
233051432	COMMON STOCK	DBX ETF TRUST XTRACK USD HIGH ETF	\$ 19,123.20	\$ 17,879.18
233051663	COMMON STOCK	DBX ETF TRUST LIQUIDATION @\$28.850/SH 3/8/22	\$ 15,463.84	\$ 14,744.96
233051747	COMMON STOCK	DBX ETF TRUST XTRACKERS JP MORGAN ESG USD	\$ 9,913.10	\$ 8,474.40
233051879	COMMON STOCK	DBX ETF TRUST XTRACK HRVST CSI ETF	\$ 10,212.39	\$ 8,008.46
233203421	MUTUAL FUNDS	DIMENSIONAL FUND ADVISORS EMRG MKTS CORE EQTY INST	\$ 26,176.14	\$ 22,110.10
233203603	MUTUAL FUNDS	DIMENSIONAL FUND ADVISORS ONE YEAR FIXED INCOME INST	\$ 56,067.40	\$ 55,098.56
233203819	MUTUAL FUNDS	DIMENSIONAL FUND ADVISORS US SM CAP VALUE INST	\$ 26,710.97	\$ 23,935.87
233203827	MUTUAL FUNDS	DIMENSIONAL FUND ADVISORS US LG CAP VALUE INST	\$ 15,394.17	\$ 13,760.00
233203884	MUTUAL FUNDS	DIMENSIONAL FUND ADVISORS FIVE YEAR GLOBAL FIXED INC I	\$ 60,633.66	\$ 57,358.66
233247113	WARRANTS	DMY TECHNOLOGY GROUP INC VI WARRANT	\$ 237,582.00	\$ 209,649.76
233331107	COMMON STOCK	DTE ENERGY CO COM	\$ 73,885.32	\$ 81,869.10
235825205	COMMON STOCK	DANA INCORPORATED COM	\$ 2,282.00	\$ 1,618.00
235851102	COMMON STOCK	DANAHER CORP COM	\$ 402,644.65	\$ 392,312.73
236272100	COMMON STOCK	DANIMER SCIENTIFIC INC COM CL A	\$ 69,391.56	\$ 53,131.81
237194105	COMMON STOCK	DARDEN RESTAURANTS INC COM	\$ 141,619.84	\$ 129,838.27
237266101	COMMON STOCK	DARLING INGREDIENTS INC COM	\$ 261,236.07	\$ 251,063.55
238116206	COMMON STOCK	DATASEA INC COM	\$ 89,227.69	\$ 85,526.56
238210306	MUTUAL FUNDS	PHAEACIAN ACCENT INTL VAL INV LQ 5/26/22	\$ 172,429.96	\$ 138,603.09
238337109	COMMON STOCK	DAVE & BUSTER'S ENTERTAINMENT COM	\$ 97,709.25	\$ 103,632.62
239360100	COMMON STOCK	DAWSON GEOPHYSICAL CO COM	\$ 10.38	\$ 9.96
242794105	COMMON STOCK	DECARBONIZATION PLUS ACQUISITI 1:1 EXC 1/14/22 Q9225T108	\$ 50,754.27	\$
242794113	WARRANTS	DECARBONIZATION PLUS ACQUISITI 1:1 EXC 1/14/22 Q9225T116	\$ 19,902.54	\$ 749.99
243537107	COMMON STOCK	DECKERS OUTDOOR CORP COM	\$ 43,286.29	\$ 35,987.25
244199105	COMMON STOCK	DEERE & CO COM	\$ 1,153,180.51	\$ 1,207,235.60
245496104	COMMON STOCK	DEL TACO RESTAURANTS INC NEW CSH MRG @\$12.51/SH 3/9/22	\$ 24,900.00	\$ 25,020.00
245906102	MUTUAL FUNDS	DELAWARE FUNDS BY MACQUARIE SMID CAP GROWTH A	\$ 10,194.54	\$ 5,591.76
245906409	MUTUAL FUNDS	DELAWARE FUNDS BY MACQUARIE SMID CAP GROWTH C	\$ 20,660.87	\$ 3,080.00
245915103	COMMON STOCK	DELAWARE INV DIV COM	\$ 10,388.95	\$ 6,948.62
246060107	COMMON STOCK	DELAWARE ENHANCED COM	\$ 4,793.70	\$ 4,623.15
246107106	COMMON STOCK	DELAWARE IVY HIGH INC OPP FD COM	\$ 1,058.62	\$ 1,049.71
247361702	COMMON STOCK	DELTA AIR LINES INC COM	\$ 2,465,803.29	\$ 2,548,986.78
248019101	COMMON STOCK	DELUXE CORP COM	\$ 3,022.26	\$ 2,731.13
248356107	COMMON STOCK	DENISON MINES CORPORATION COM	\$ 84,722.55	\$ 79,327.42
249845108	COMMON STOCK	DERMATA THERAPEUTICS INC COM	\$ 1,729.58	\$ 1,729.88
249906108	COMMON STOCK	DESCARTES SYSTEMS GROUP INC COM	\$ 3,646.18	\$ 3,276.20
250565108	COMMON STOCK	DESIGNER BRANDS INC COM CL A	\$ 37,472.23	\$ 35,487.51
252131107	COMMON STOCK	DEXCOM INC COM	\$ 353,932.05	\$ 332,135.96
252784400	PREFERRED STOCK	DIAMONDROCK HOSPITALITY CO 8.250% CUM RED PRF STK S *CLBL	\$ 7,535.70	\$ 6,911.83
253393102	COMMON STOCK	DICKS SPORTING GOODS INC COM	\$ 311,335.87	\$ 307,528.72
253651103	COMMON STOCK	DIEBOLD NIXDORF INCORPORATED COM	\$ 3,003.73	\$ 2,209.31
253748305	COMMON STOCK	DIFFUSION PHARMACEUTICALS INC 1:50 R/S 4/19/22 253748404	\$ 10,048.20	\$ 1,902.28
253748404	COMMON STOCK	DIFFUSION PHARMACEUTICALS INC COM	\$	\$ 32.39
253798102	COMMON STOCK	DIGI INTERNATIONAL INC COM	\$ 27,874.12	\$ 30,834.94
253868103	COMMON STOCK	DIGITAL REALTY TRUST INC COM STK USD0.01	\$ 185,847.03	\$ 160,539.61
254067101	COMMON STOCK	DILLARDS INC COM CL A	\$ 516,281.65	\$ 461,368.22
254423106	COMMON STOCK	DINEEQUITY INC COM	\$ 66,680.93	\$ 64,377.25
254543101	COMMON STOCK	DIODES INC COM	\$ 17,053.25	\$ 15,377.18
254687106	COMMON STOCK	WALT DISNEY COMPANY (THE) COM	\$ 9,302,004.43	\$ 8,747,456.04
254709108	COMMON STOCK	DISCOVER FINANCIAL SERVICES COM	\$ 65,625.96	\$ 63,344.16
254939200	MUTUAL FUNDS	DIREXION FUNDS DIREXION MO NAS100 BL 1.75 INV	\$ 867,446.85	\$ 800,907.95
254939838	MUTUAL FUNDS	DIREXION FUNDS DIREXION MO SM CAP BL 1.75 INV	\$ 4.66	\$ 4.44
255519100				

Schedule H, Line 4i - Schedule of Assets (Acquired and Disposed of Within the Year)

Cusip

Security Type

(c) Cost of Acquisitions (d) Proceeds of Dispositions

Schedule H, Line 4i - Schedule of Assets (Acquired and Disposed of Within the Year)

(a) Identity of issue, borrower, lessor or similar party & (b) Description of investment including maturity date, rate of interest, collateral, par or maturity value			(c) Cost of Acquisitions	(d) Proceeds of Dispositions
Cusip	Security Type	Security Name		
290846203	COMMON STOCK	EMCORE CORP COM	\$ 13,250.09	\$ 8,370.91
291011104	COMMON STOCK	EMERSON ELECTRIC CO COM	\$ 133,973.11	\$ 135,581.13
291087203	COMMON STOCK	EMERSON RADIO CORP COM	\$ 4,388.52	\$ 3,798.73
291361871	COMMON STOCK	EMLES TR LIQUIDATION 10/20/22	\$ 125,936.00	\$ 117,415.60
292104106	COMMON STOCK	EMPIRE ST RLTY TR INC COM USD0.01 CL 'A'	\$ 7,200.08	\$ 6,905.32
292218104	COMMON STOCK	EMPLOYERS HOLDINGS INC COM	\$ 620.70	\$ 612.90
292554102	COMMON STOCK	ENCORE CAPITAL GROUP INC COM	\$ 75,102.43	\$ 74,717.97
292562105	COMMON STOCK	ENCORE WIRE CORP COM	\$ 327,057.49	\$ 324,023.10
292671708	COMMON STOCK	ENERGY FUELS INC COM	\$ 295,177.24	\$ 275,048.73
292766102	COMMON STOCK	ENERPLUS CORPORATION COM	\$ 37,732.12	\$ 40,025.07
292812104	COMMON STOCK	ENFUSION INC COM CL A	\$ 3,870.21	\$ 2,896.40
293306106	COMMON STOCK	ENGLOBAL CORPORATION COM	\$ 72,569.79	\$ 77,333.04
293594107	COMMON STOCK	ENOVIX CORP COM	\$ 445,820.12	\$ 430,037.81
293594115	WARRANTS	ENOVIX CORP REDEMPTION @\$0.10/SH 1/10/22	\$ 47,220.00	\$ 43,499.42
293602108	COMMON STOCK	ENSYSCE BIOSCIENCES INC 1:20 R/S 10/28/22 293602207	\$ 3,618.22	\$ 1,768.87
293602207	COMMON STOCK	ENSYSCE BIOSCIENCES INC COM	\$ 39,239.06	\$ 37,575.51
293614103	COMMON STOCK	ENTASIS THERAPEUTICS HLDGS INC CASH MRG \$2.20 7/12/22	\$ 2,205.26	\$ 2,195.15
293828802	COMMON STOCK	ENTREPRENEURSHARES SER TRUST ERSHARES ENTREPRENEURS ETF	\$ 5,132.00	\$ 4,471.89
294429105	COMMON STOCK	EQUIFAX INC COM	\$ 57,036.03	\$ 39,586.67
294600101	COMMON STOCK	EQUITRANS MIDSTREAM CORP COM	\$ 64,965.44	\$ 67,306.82
294628102	COMMON STOCK	EQUITY COMMONWEALTH USD0.01(BNF INT)	\$ 4,118.40	\$ 3,473.27
294821608	COMMON STOCK	ERICSSON ADR SPONSORED	\$ 237,784.08	\$ 240,718.24
296056104	COMMON STOCK	ESCALADE INC COM	\$ 662.39	\$ 599.87
296315104	COMMON STOCK	ESCO TECHNOLOGIES INC COM	\$ 707.50	\$ 663.78
297178105	COMMON STOCK	ESSEX PROPERTY TRUST INC COM USD0.0001	\$ 49,792.03	\$ 47,236.86
297602104	COMMON STOCK	ETHAN ALLEN INTERIORS INC COM	\$ 262.90	\$ 256.00
298706409	MUTUAL FUNDS	AMERICAN FUNDS EUROPACIFIC GROWTH F1	\$ 21,110.56	\$ 16,749.31
301505624	COMMON STOCK	EXCHANGE TRADED CONCEPTS TRUST BITWISE CRYPTO INNOVATORS E	\$ 4,738.95	\$ 4,731.90
301505707	COMMON STOCK	EXCHANGE TRADED CONCEPTS TRUST ROBO GLB ETF	\$ 20,325.15	\$ 18,591.90
301505715	COMMON STOCK	EXCHANGE TRADED CONCEPTS TRUST 1:1 EXC 4/25/22 85208P303	\$ 507,059.63	\$ 184,836.17
301505889	COMMON STOCK	EXCHANGE TRADED CONCEPTS TRUST EMQQ EM INTERN ETF	\$ 9,506.00	

Schedule H, Line 4i - Schedule of Assets (Acquired and Disposed of Within the Year)

(a) Identity of issue, borrower, lessor or similar party & (b) Description of investment including maturity date, rate of interest, collateral, par or maturity value			(c) Cost of Acquisitions	(d) Proceeds of Dispositions
Cusip	Security Type	Security Name		
315910869	MUTUAL FUNDS	FIDELITY INVESTMENTS EMRG MKTS RETAIL	\$ 67,824.90	\$ 57,037.05
315911693	MUTUAL FUNDS	FIDELITY INVESTMENTS TOTAL MKT INDEX RETAIL	\$ 128,165.26	\$ 113,344.51
315911727	MUTUAL FUNDS	FIDELITY INVESTMENTS INTL INDEX RETAIL	\$ 50,935.56	\$ 47,572.86
315911750	MUTUAL FUNDS	FIDELITY INVESTMENTS 500 INDEX RETAIL	\$ 978,332.54	\$ 919,947.72
315912709	MUTUAL FUNDS	FIDELITY NASDAQ COMPOSITE INDEX RETAIL	\$ 3,331.18	\$ 2,388.79
315912808	COMMON STOCK	FIDELITY NASDAQ COMPOSITE INDEX ETF	\$ 6,838.56	\$ 4,852.60
315916783	MUTUAL FUNDS	FIDELITY INVESTMENTS FLOATING RATE HIGH INC RETAIL	\$ 59,380.52	\$ 57,765.60
315918391	MUTUAL FUNDS	FIDELITY INVESTMENTS ADVISOR SEMICONDUCTORS A	\$ 6,309.26	\$ 6,000.00
315918516	MUTUAL FUNDS	FIDELITY INVESTMENTS ADVISOR BIOTECHNOLOGY A	\$ 94,360.16	\$ 81,024.02
315920819	MUTUAL FUNDS	FIDELITY INVESTMENTS ADV INTL CAPITAL APPRCTN I	\$ 5,510.31	\$ 4,014.58
316062108	MUTUAL FUNDS	FIDELITY INVESTMENTS CAP & INCOME RETAIL	\$ 78,263.85	\$ 72,270.68
316066406	MUTUAL FUNDS	FIDELITY INVESTMENTS FOCUSED STOCK RETAIL	\$ 78,505.46	\$ 68,016.66
316071109	MUTUAL FUNDS	FIDELITY INVESTMENTS CONTRAFUND RETAIL	\$ 535,685.57	\$ 408,747.95
316092188	COMMON STOCK	FIDELITY COVINGTON TRUST METAVERSE ETF	\$ 367.44	\$ 372.02
316092204	COMMON STOCK	FIDELITY COVINGTON TRUST MSCI CONSM DIS ETF	\$ 2,825.22	\$ 2,573.91
316092246	COMMON STOCK	FIDELITY COVINGTON TRUST CLOUD COMPUTING ETF	\$ 1,010.60	\$ 770.00
316092303	COMMON STOCK	FIDELITY COVINGTON TRUST CONSMR STAPLES ETF	\$ 160,676.11	\$ 151,136.96
316092345	COMMON STOCK	FIDELITY COVINGTON TRUST BLUE CHIP VALUE ETF	\$ 294.10	\$ 283.85
316092352	COMMON STOCK	FIDELITY COVINGTON TRUST BLUE CHIP GROWTH ETF	\$ 277,040.00	\$ 230,160.00
316092386	COMMON STOCK	FIDELITY COVINGTON TRUST STOCK FOR INFL ETF	\$ 57,846.60	\$ 53,383.79
316092402	COMMON STOCK	FIDELITY COVINGTON TRUST MSCI ENERGY IDX ETF	\$ 192,276.18	\$ 210,570.00
316092501	COMMON STOCK	FIDELITY COVINGTON TRUST MSCI FINLS IDX ETF	\$ 213,443.59	\$ 213,070.17
316092600	COMMON STOCK	FIDELITY COVINGTON TRUST MSCI HLTH CARE I ETF	\$ 48,438.38	\$ 45,086.35
316092618	COMMON STOCK	FIDELITY COVINGTON TRUST HIGH YILD ETF	\$ 1,179.94	\$ 1,099.52
316092709	COMMON STOCK	FIDELITY COVINGTON TRUST MSCI INDL INDX ETF	\$ 700.59	\$ 734.07
316092790	COMMON STOCK	FIDELITY COVINGTON TRUST QLTY FCTOR ETF	\$ 52,872.72	\$ 51,902.11
316092808	COMMON STOCK	FIDELITY COVINGTON TRUST MSCI INFO TECH I ETF	\$ 85,615.34	\$ 90,311.56
316092832	COMMON STOCK	FIDELITY COVINGTON TRUST DIVID ETF RISI	\$ 3,512.00	\$ 3,389.95
316092840	COMMON STOCK	FIDELITY COVINGTON TRUST HIGH DIVID ETF	\$ 7,466.00	\$ 7,271.80
316092857	COMMON STOCK	FIDELITY COVINGTON TRUST MSCI RL EST ETF	\$ 13,631.22	\$ 11,546.38
316092865	COMMON STOCK	FIDELITY COVINGTON TRUST MSCI UTILS INDEX ETF	\$ 26,142.53	\$ 25,316.09
316092857	COMMON STOCK	FID00037TT61TF3327TT51284ONT25316092857INDXETF000192,276.18	\$ 192,276.18	\$ 192,276.18

000037TT61TF3327TT51284ONT25316092857INDXETF000192,276.18

Schedule H, Line 4i - Schedule of Assets (Acquired and Disposed of Within the Year)

(a) Identity of issue, borrower, lessor or similar party & (b) Description of investment including maturity date, rate of interest, collateral, par or maturity value			(c) Cost of Acquisitions	(d) Proceeds of Dispositions
Cusip	Security Type	Security Name		
360875637	MUTUAL FUNDS	FUNDVANTAGE TRUST POLEN GLOBAL GROWTH INV	\$ 35,474.69	\$ 27,253.82
361008105	COMMON STOCK	FUNKO INC COM CL A	\$ 145,150.89	\$ 137,739.52
362019101	COMMON STOCK	GO ACQUISITION CORP LIQ \$10.01889668 8/17/22	\$ 19,680.00	\$ 19,779.84
362019119	WARRANTS	GO ACQUISITION CORP WARRANT	\$ 924.00	\$ 0.28
362397101	COMMON STOCK	GABELLI EQUITY TRUST INC COM	\$ 4,566.10	\$ 4,315.45
362409104	COMMON STOCK	GTY TECHNOLOGY HOLDINGS INC CSH MRG \$6.30/SH 7/8/22	\$ 136,850.00	\$ 139,154.40
363225202	COMMON STOCK	GALECTIN THERAPEUTICS INC COM	\$ 3,034.56	\$ 4,335.64
363576109	COMMON STOCK	GALLAGHER (ARTHUR J) & CO COM		

Schedule H, Line 4i - Schedule of Assets (Acquired and Disposed of Within the Year)

(a) Identity of issue, borrower, lessor or similar party & (b) Description of investment including maturity date, rate of interest, collateral, par or maturity value			(c) Cost of Acquisitions	(d) Proceeds of Dispositions
Cusip	Security Type	Security Name		
422704106	COMMON STOCK	HECLA MINING CO COM	\$ 74,917.36	\$ 79,623.02
422806109	COMMON STOCK	HEICO CORP COM	\$ 17,792.54	\$ 17,202.22
423401108	COMMON STOCK	HELLIX VENTURES INC COM	\$ 10.00	
423403104	COMMON STOCK	HELLO GROUP INC ADR	\$ 16,017.10	\$ 15,280.94
423452101	COMMON STOCK	HELMERICH & PAYNE INC COM	\$ 98,275.51	\$ 104,475.00
423703206	COMMON STOCK	HEMP INC COM	\$ 0.90	\$ 0.01
425885100	COMMON STOCK	HENNESSY ADVISORS INC COM	\$ 110.48	\$ 109.50
425888104	MUTUAL FUNDS	HENNESSY FUNDS CORNERSTONE GROWTH INVESTOR	\$ 3,877.58	\$ 3,732.01
425888302	MUTUAL FUNDS	HENNESSY FUNDS CORNERSTONE MID CAP 30 INV	\$ 89,218.76	\$ 89,517.71
426281101	COMMON STOCK	HENRY JACK & ASSOCIATES INC COM	\$ 57,773.52	\$ 59,394.58
426897104	COMMON STOCK	HEPION PHARMACEUTICALS INC COM	\$ 4,560.00	\$ 3,383.68
426927109	COMMON STOCK	HERITAGE COMMERCE CORP COM	\$ 6,366.16	\$ 6,380.74
427096508	COMMON STOCK	HERCULES CAPITAL INC COM	\$ 141,359.14	\$ 127,414.09
427746102	COMMON STOCK	HERON THERAPEUTICS INC COM	\$ 821.70	\$ 338.40
427825609	PREFERRED STOCK	HERSHA HOSPITALITY TRUST 6.5% PFD CUM RED 31/12/4 *CLBL	\$ 1,786.87	\$ 1,781.54
427825708	PREFERRED STOCK	HERSHA HOSPITALITY TRUST 6.5% CUM RED PFD SBI SER *CLBL	\$ 112,799.10	\$ 102,782.82
427866108	COMMON STOCK	HERSHEY COMPANY COM	\$ 512,997.71	\$ 518,060.55
428103105	COMMON STOCK	HESS MIDSTREAM LP CL A SHS RP LTD PTNR INTRST	\$ 51,211.55	\$ 49,982.14
428291108	COMMON STOCK	HEXCEL CORPORATION COM	\$ 6,571.80	\$ 6,524.80
428304307	COMMON STOCK	HEXO CORP 1:14R R/S 12/19/22 428304406	\$ 96,274.13	\$ 26,047.28
428304406	COMMON STOCK	HEXO CORP COM	\$	\$ 1,020.98
428567101	COMMON STOCK	HIBBETT INC COM	\$ 143.86	\$ 113.86
431284108	COMMON STOCK	HIGHWOODS PROPERTIES INC COM USD0.01	\$ 9,728.42	\$ 9,719.68
431466101	COMMON STOCK	HILL INTERNATIONAL INC CSH MRG \$3.40/SH 12/27/22	\$ 40,482.93	\$ 41,973.96
431571108	COMMON STOCK	HILLENBRAND INC COM	\$ 19,932.69	\$ 19,891.70
431636109	COMMON STOCK	HILLMAN SOLUTIONS CORP COM	\$ 242,996.85	\$ 206,673.18
432705101	COMMON STOCK	HILLSTREAM BIOPHARMA INC COM	\$ 1,470.00	\$ 1,460.73
432748101	COMMON STOCK	HILLTOP HOLDINGS INC COM	\$ 28,500.00	\$ 27,471.74
433000106	COMMON STOCK	HIMS AND HERS COM CL A	\$ 48,395.71	\$ 39,395.85
433323102	COMMON STOCK	HINGHAM INSTITUTION FOR SAVING COM	\$ 1,514.90	\$ 1,406.79
433537107	COMMON STOCK	HIRERIGHT HLDGS CORP COM	\$ 5,229.33	\$ 5,101.32
433539103	COMMON STOCK	HIPPO HOLDINGS INC 1:25 R/S 9/30/22 433539202	\$ 27,276.31	\$ 20,997.36
433539202	COMMON STOCK	HIPPO HOLDINGS INC COM	\$ 13,600.00	\$ 14,099.98
436106108	COMMON STOCK	HOLLYFRONTIER CORPORATION N/C 3/15/22 403949100	\$ 65,907.88	\$ 167.45
436440101	COMMON STOCK	HOLOGIC INC COM	\$ 20,611.66	\$ 18,831.05
437076102	COMMON STOCK	HOME DEPOT INC COM	\$ 4,489,578.02	\$ 4,116,620.27
438083107	COMMON STOCK	HOMOLOGY MEDICINES INC COM	\$ 44,672.34	\$ 33,166.20
438128308	COMMON STOCK	HONDA MOTOR CO ADR SPONSORED	\$ 40,095.36	\$ 40,450.65
438333106	COMMON STOCK	HONEST CO INC(THE) COM	\$ 36,051.41	\$ 34,179.36
438516106	COMMON STOCK	HONEYWELL INTERNATIONAL INC COM	\$ 657,394.76	\$ 639,517.79
440407104	COMMON STOCK	HORIZON BANCORP INC COM	\$ 9,152.00	\$ 8,079.91
440452100	COMMON STOCK	HORMEL FOODS CORP COM	\$ 83,403.20	\$ 84,248.84
441593100	COMMON STOCK	HOULIHAN LOKEY INC COM CL A	\$ 49,927.14	\$ 47,506.47
442487401	COMMON STOCK	HOVNANIAN ENTERPRISES INC COM CL A	\$ 4,896.38	\$ 4,880.00
443201108	COMMON STOCK	HOWMET AEROSPACE INC COM	\$ 33,633.15	\$ 32,209.93
443304100	COMMON STOCK	HUANENG POWER INTL INC ADR TERMINATION 10/12/2022	\$ 39,600.00	\$ 41,420.58
443320106	COMMON STOCK	HUB GROUP INC COM CL A	\$ 3,450.89	\$ 3,602.97
443510607	COMMON STOCK	HUBBELL INC COM	\$ 3,042.82	\$ 3,110.35
443573100	COMMON STOCK	HUBSPOT INC COM	\$ 219,167.26	\$ 186,951.84
443628102	COMMON STOCK	HUDBAY MINERALS INC COM	\$ 15,808.45	\$ 8,656.51
444144109	COMMON STOCK	HUDSON TECHNOLOGIES INC COM	\$ 84,028.78	\$ 87,301.26
444859102	COMMON STOCK	HUMANA INC COM	\$ 637,655.50	\$ 644,328.80
444863203	COMMON STOCK	HUMANIGEN INC COM	\$ 31,593.80	\$ 30,918.23
444869101	COMMON STOCK	HUMANKIND BENEFIT CORPORATION HUMANKIND US STOCK ETF	\$ 178,688.20	\$ 173,753.12
445658107	COMMON STOCK	J B HUNT TRANSPORT SERVICES IN COM	\$ 73,661.76	\$ 67,946.94
446150104	COMMON STOCK	HUNTINGTON BANCSHARES INC COM	\$ 217,813.10	\$ 215,833.01
446413106	COMMON STOCK	HUNTINGTON INGALLS INDUSTRIES COM	\$ 48,565.25	\$ 55,004.47
447011107	COMMON STOCK	HUNTSMAN CORP COM	\$ 73,965.57	\$ 73,949.66
447462102	COMMON STOCK	HURON CONSULTING GROUP INC COM	\$ 5,048.00	\$ 4,723.96
448451104	COMMON STOCK	HUTTIG BUILDINGS PRODUCTS INC CSH MRG \$10.70/SH 5/4/22	\$ 166.05	\$ 151.14
448579102	COMMON STOCK	HYATT HOTELS CORP COM CL A	\$ 126,565.44	\$ 127,733.84
449109107	COMMON STOCK	HYLIION HOLDINGS CORP COM	\$ 58,266.73	\$ 32,843.34
449172105	COMMON STOCK	HYSTER INC 0030003003003030300000300000301182030003000300030003011820300030003000300034YDLSULTING		

Schedule H, Line 4i - Schedule of Assets (Acquired and Disposed of Within the Year)

(a) Identity of issue, borrower, lessor or similar party & (b) Description of investment including maturity date, rate of interest, collateral, par or maturity value			(c) Cost of Acquisitions	(d) Proceeds of Dispositions
Cusip	Security Type	Security Name		
450913108	COMMON STOCK	IAMGOLD CORP COM	\$ 47,806.86	\$ 51,765.40
451033203	COMMON STOCK	IBIO INC 1:25 R/S 10/10/22 451033609	\$ 79,937.18	\$ 24,789.38
451033609	COMMON STOCK	IBIO INC COM	\$	\$ 2,152.74
451107106	COMMON STOCK	IDACORP INC COM	\$ 27,524.23	\$ 24,713.28
451622203	COMMON STOCK	IDEAL POWER INC COM	\$ 1,282.40	\$ 1,677.94
452308109	COMMON STOCK	ILLINOIS TOOL WORKS INC COM	\$ 39,616.50	\$ 36,535.42
452327109	COMMON STOCK	ILLUMINA INC COM	\$ 642,431.84	\$ 585,680.79
452465206	COMMON STOCK	IMEDIA BRANDS INC COM CL A	\$ 3,588.00	\$ 3,507.30
452519101	COMMON STOCK	IMMTECH PHARMACEUTICALS INC COM	\$	\$
452521107	COMMON STOCK	IMMERSION CORP COM	\$ 28,916.01	\$ 28,370.75
452525306	COMMON STOCK	IMMUCELL CORP COM	\$ 720.01	\$ 722.05
452536402	COMMON STOCK	EOM PHARMACEUTICAL HLDGS INC COM	\$ 2.10	\$
453038408	COMMON STOCK	IMPERIAL OIL COM	\$ 22,360.21	\$ 24,784.27
453204109	COMMON STOCK	IMPINJ INC COM	\$ 74,704.93	\$ 74,130.13
453415606	COMMON STOCK	INI700030003000\$000300703003072200036203628704300880030003003FJ//TT61Tf7.800.2230003000300030003000300030003000		

A A A A A A A O A A D

Schedule H, Line 4i - Schedule of Assets (Acquired and Disposed of Within the Year)

(a) Identity of issue, borrower, lessor or similar party & (b) Description of investment including maturity date, rate of interest, collateral, par or maturity value			(c) Cost of Acquisitions	(d) Proceeds of Dispositions
Cusip	Security Type	Security Name		
464288406	COMMON STOCK	ISHARES TRUST MRGSTR MD CP VAL ETF	\$ 26,625.30	\$ 24,933.26
464288414	COMMON STOCK	ISHARES TRUST NATIONAL MUN ETF	\$ 197,103.42	\$ 194,620.31
464288430	COMMON STOCK	ISHARES TRUST ASIA 50 ETF	\$ 4,593.60	\$ 4,082.24
464288448	COMMON STOCK	ISHARES TRUST INTL SEL DIV ETF	\$ 360,983.41	\$ 362,249.67
464288513	COMMON STOCK	ISHARES TRUST IBOXX HI YD ETF	\$ 120,321.73	\$ 111,721.53
464288521	COMMON STOCK	ISHARES TRUST CRE U S REIT ETF	\$ 99,645.42	\$ 82,749.02
464288562	COMMON STOCK	ISHARES TRUST ISHARES RESIDENTIAL AND MUL	\$ 88,282.49	\$ 78,413.38
464288588	COMMON STOCK	ISHARES TRUST MBS ETF	\$ 71,490.08	\$ 65,142.74
464288620	COMMON STOCK	ISHARES TRUST BROAD USD INVT GRD CORP BD ETF	\$ 36,799.90	\$ 35,758.61
464288638	COMMON STOCK	ISHARES TRUST 5 10 YEAR INVESTMENT GRADE	\$ 71,527.90	\$ 60,262.58
464288646	COMMON STOCK	ISHARES TRUST 1 5 YEAR INVT GRADE CORP BD	\$ 173,438.81	\$ 165,195.07
464288653	COMMON STOCK	ISHARES TRUST 10 20 YR TRS ETF	\$ 98,792.79	\$ 98,432.79
464288661	COMMON STOCK	ISHARES TRUST 3 7 YR TREAS BD ETF	\$ 94,925.88	\$ 88,337.74
464288679	COMMON STOCK	ISHARES TRUST SHORT TREAS BD ETF	\$ 340,831.34	\$ 340,761.24
464288687	COMMON STOCK	ISHARES TRUST PFD AND INCM SEC ETF	\$ 133,311.90	\$ 121,093.68
464288695	COMMON STOCK	ISHARES TRUST GLOBAL MATER ETF	\$ 266.17	\$ 219.02
464288711	COMMON STOCK	ISHARES TRUST GLOB UTILITS ETF	\$ 2,252.20	\$ 2,266.90
464288737	COMMON STOCK	ISHARES TRUST GLB CNSM STP ETF	\$ 104,625.45	\$ 101,898.50
464288752	COMMON STOCK	ISHARES TRUST US HOME CONS ETF	\$ 227,931.28	\$ 191,998.43
464288760	COMMON STOCK	ISHARES TRUST US AER DEF ETF	\$ 280,939.20	\$ 275,792.40
464288778	COMMON STOCK	ISHARES TRUST US REGNL BKS ETF	\$ 17,183.82	\$ 15,171.46
464288794	COMMON STOCK	ISHARES TRUST US BR DEL SE ETF	\$ 111,966.80	\$ 93,936.89
46428886UST				

464288679 r

Schedule H, Line 4i - Schedule of Assets (Acquired and Disposed of Within the Year)

(a) Identity of issue, borrower, lessor or similar party & (b) Description of investment including maturity date, rate of interest, collateral, par or maturity value			(c) Cost of Acquisitions	(d) Proceeds of Dispositions
Cusip	Security Type	Security Name		
483379103	COMMON STOCK	KALEYRA INC COM	\$ 40,986.08	\$ 50,510.92
483497103	COMMON STOCK	KALVISTA PHARMACEUTICALS INC COM	\$ 120.33	\$ 99.63
483548103	COMMON STOCK	KAMAN CORP COM	\$ 38,846.44	\$ 30,927.92
483709101	COMMON STOCK	KANDI TECHNOLOGIES GROUP INC COM	\$ 11,224.41	\$ 11,262.65
485837108	COMMON STOCK	KASPIEN HOLDINGS INC COM	\$ 9,608.59	\$ 9,588.66
485859102	COMMON STOCK	KATAPULT HLDGS INC COM	\$ 1,620.87	\$ 1,609.99
486606106	COMMON STOCK	KAYNE ANDERSON ENERGY INFRA FD COM	\$ 6,625.76	\$ 7,123.46
487836108	COMMON STOCK	KELLOGG COMPANY COM	\$ 83,546.97	\$ 84,621.65
488152208	COMMON STOCK	KELLY SERVICES INC COM CL A		

Schedule H, Line 4i - Schedule of Assets (Acquired and Disposed of Within the Year)

(a) Identity of issue, borrower, lessor or similar party & (b) Description of investment including maturity date, rate of interest, collateral, par or maturity value			(c) Cost of Acquisitions	(d) Proceeds of Dispositions
Cusip	Security Type	Security Name		
516806205	COMMON STOCK	VITAL ENERGY INC COM	\$ 1,170,303.73	\$ 1,148,677.19
517097101	COMMON STOCK	LARGO INC COM	\$ 5,624.78	

Schedule H, Line 4i - Schedule of Assets (Acquired and Disposed of Within the Year)

(a) Identity of issue, borrower, lessor or similar party & (b) Description of investment including maturity date, rate of interest, collateral, par or maturity value			(c) Cost of Acquisitions	(d) Proceeds of Dispositions
Cusip	Security Type	Security Name		
552848103	COMMON STOCK	MGIC INVESTMENT CORP COM	\$ 18,893.01	\$ STOCK MGIC INVESTMENT CORP

Schedule H, Line 4i - Schedule of Assets (Acquired and Disposed of Within the Year)

(a) Identity of issue, borrower, lessor or similar party & (b) Description of investment including maturity date, rate of interest, collateral, par or maturity value	(c) Cost of Acquisitions	(d) Proceeds of Dispositions
<u>Cusip</u>		
<u>Security Type</u>		
<u>Security Name</u>		
583435102		
COMMON STOCK		
STEAKHOLDER FOODS LTD ADR SPONSORED		

Schedule H, Line 4i - Schedule of Assets (Acquired and Disposed of Within the Year)

(a) Identity of issue, borrower, lessor or similar party & (b) Description of investment including maturity date, rate of interest, collateral, par or maturity value			(c) Cost of Acquisitions	(d) Proceeds of Dispositions
Cusip	Security Type	Security Name		
628464109	COMMON STOCK	MYERS INDUSTRIES INC COM	\$ 23,520.15	\$ 23,397.38
629209305	COMMON STOCK	NMI HOLDINGS INC COM CL A	\$ 117,130.44	\$ 127,598.00
629337106	COMMON STOCK	NN INC COM	\$ 30,809.03	\$ 32,661.39
629377508	COMMON STOCK	NRG ENERGY INC COM	\$ 86,507.67	\$ 86,207.49
629444100	COMMON STOCK	NRX PHARMACEUTICALS INC COM		

Schedule H, Line 4i - Schedule of Assets (Acquired and Disposed of Within the Year)

(a) Identity of issue, borrower, lessor or similar party & (b) Description of investment including maturity date, rate of interest, collateral, par or maturity value	(c) Cost of Acquisitions	(d) Proceeds of Dispositions						
<table><thead><tr><th data-bbox="32 149 191 193"><u>Cusip</u></th><th data-bbox="191 149 391 193"><u>Security Type</u></th><th data-bbox="391 149 1040 193"><u>Security Name</u></th></tr></thead><tbody><tr><td data-bbox="32 193 191 226">665162400</td><td data-bbox="191 193 391 226">MUTUAL</td><td data-bbox="391 193 1040 226"></td></tr></tbody></table>	<u>Cusip</u>	<u>Security Type</u>	<u>Security Name</u>	665162400	MUTUAL			
<u>Cusip</u>	<u>Security Type</u>	<u>Security Name</u>						
665162400	MUTUAL							

Schedule H, Line 4i - Schedule of Assets (Acquired and Disposed of Within the Year)

(a) Identity of issue, borrower, lessor or similar party & (b) Description of investment including maturity date, rate of interest, collateral, par or maturity value	(c) Cost of Acquisitions	(d) Proceeds of Dispositions
<u>Cusip</u> <u>Security Type</u> <u>Security Name</u>		

Schedule H, Line 4i - Schedule of Assets (Acquired and Disposed of Within the Year)

(a) Identity of issue, borrower, lessor or similar party & (b) Description of investment including maturity date, rate of interest, collateral, par or maturity value			(c) Cost of Acquisitions	(d) Proceeds of Dispositions
Cusip	Security Type	Security Name		
751212101	COMMON STOCK	RALPH LAUREN CORP COM CL A	\$ 7,862.50	\$ 5,953.89
752378109	COMMON STOCK	RANDOLPH BANCORP INC CSH MRG \$27.00/SH 10/10/22	\$ 75,106.41	\$ 70,049.08
753018100	COMMON STOCK	RANI THERAPEUTICS HLDGS INC COM CL A	\$ 109.71	\$ 112.15
753422104	COMMON STOCK	RAPID7 INC COM	\$ 41,126.44	\$ 19,787.93
754198109	COMMON STOCK	RAVE RESTAURANT GROUP INC COM	\$ 3,030.00	\$ 3,572.46
754730109	COMMON STOCK	RAYMOND JAMES FINANCIAL INC COM	\$ 21,507.03	\$ 20,933.91
754907103	COMMON STOCK	RAYONIER INC COM NPV	\$ 58,491.51	\$ 51,266.28
756109104	COMMON STOCK	REALTY INCOME CORP COM	\$ 1,347,993.69	\$ 1,325,346.95
756158101	COMMON STOCK	REAVES UTILITY INCOME FD COM SH BEN INT	\$ 32,594.73	\$ 31,048.09
756229118	WARRANTS	RECHARGE ACQUISITION CORP WARRANT	\$ 1,492.00	\$ 2.35
757468103	COMMON STOCK	REDHILL BIOPHARMA LTD ADR	\$ 353.46	\$ 71.62
758075402	COMMON STOCK	REDWOOD TRUST INC COM STK USD0.01	\$ 5,690.29	\$ 5,419.83
758338107	COMMON STOCK	REEDS INC 1:50 R/S 1/17/2023 758338305	\$ 2,075.15	\$ 1,720.03
758932107	COMMON STOCK	REGIS CORP COM	\$ 9,653.41	\$ 9,953.74
759351604	COMMON STOCK	REINSURANCE GROUP OF AMERICA COM	\$ 1,823.62	\$ 1,813.26
759419104	COMMON STOCK	REKOR SYSTEMS INC COM	\$ 6,877.50	\$ 1,523.95
759509102	COMMON STOCK	RELiance STEEL & ALUMINIUM COM	\$ 67,873.10	\$ 66,099.85
759530108	COMMON STOCK	RELX PLC ADR SPONSORED	\$ 8,905.00	\$ 8,752.63
759892300	COMMON STOCK	RENREN INC ADR	\$ 43,288.41	\$ 43,417.41
759916109	COMMON STOCK	REPLIGEN CORP COM	\$ 126,976.61	\$ 79,325.42
759937204	COMMON STOCK	RENAISSANCE CAP GREENWICH FUND IPO ETF	\$ 16,837.88	\$ 12,635.78
759937303	COMMON STOCK	RENAISSANCE CAP GREENWICH FUND INTNTL IPO ETF	\$ 1,420.90	\$ 1,190.15
760112201	COMMON STOCK	RENTECH INC COM	\$	\$
760273102	COMMON STOCK	REPARE THERAPEUTICS INC COM	\$ 2,055.99	\$ 1,692.97
760759100	COMMON STOCK	REPUBLIC SERVICES INC COM	\$ 55,243.46	\$ 51,966.67
760911107	COMMON STOCK	RESEARCH FRONTIERS COM	\$ 33.39	\$ 31.40
761152107	COMMON STOCK	RESMED INC COM	\$ 32,018.27	\$ 30,966.49
761330109	COMMON STOCK	REVANCE THERAPEUTICS INC COM	\$ 5,120.00	\$ 5,409.83
761525609	COMMON STOCK	REVLON INC COM CL A	\$ 275,431.13	\$ 260,722.72
761624105	COMMON STOCK	REX AMERICAN RESOURCES CORP COM	\$ 9,982.07	\$ 9,060.82
762544104	COMMON STOCK	RIBBON COMMUNICATIONS INC COM	\$ 2,783.00	\$ 1,533.72
762831204	COMMON STOCK	RICEBRAN TECHNOLOGIES 1:10 R/S 8/26/22 762831303	\$ 4,970.22	\$ 1,701.90
762831303	COMMON STOCK	RICEBRAN TECHNOLOGIES COM	\$	\$ 624.97

Schedule H, Line 4i - Schedule of Assets (Acquired and Disposed of Within the Year)

(a) Identity of issue, borrower, lessor or similar party & (b) Description of investment including maturity date, rate of interest, collateral, par or maturity value			(c) Cost of Acquisitions	(d) Proceeds of Dispositions
Cusip	Security Type	Security Name		
808524755	COMMON STOCK	SCHWAB STRATEGIC TR SCHWB FDT INT LG ETF	\$ 14,759.93	\$ 15,175.43
808524763	COMMON STOCK	SCHWAB STRATEGIC TR SCHWAB FDT US SC ETF	\$ 32,230.08	\$ 30,936.34
808524771	COMMON STOCK	SCHWAB STRATEGIC TR SCHWAB FDT US LG ETF	\$ 23,968.18	\$ 21,517.30
808524797	COMMON STOCK	SCHWAB STRATEGIC TR US DIVIDEND EQ ETF	\$ 936,373.15	\$ 914,891.92
808524805	COMMON STOCK	SCHWAB STRATEGIC TR INTL EQTY ETF	\$ 117,712.96	\$ 105,473.21
808524847	COMMON STOCK	SCHWAB STRATEGIC TR US REIT ETF	\$ 210,011.90	\$ 199,501.93
808524854	COMMON STOCK	SCHWAB STRATEGIC TR INTERMED TERM US TREAS ETF	\$ 54,687.50	\$ 53,419.06
808524862	COMMON STOCK	SCHWAB STRATEGIC TR SHT TM US TRES ETF	\$ 435,709.51	\$ 426,760.89
808524870	COMMON STOCK	SCHWAB STRATEGIC TR US TIPS ETF	\$ 1,781,768.22	\$ 1,686,619.94
808524888	COMMON STOCK	SCHWAB STRATEGIC TR INTL SCEQT ETF	\$ 35,478.81	\$ 31,155.86
808530307	MUTUAL FUNDS	AVE MARIA MUTUAL FUNDS GROWTH INVESTOR	\$ 27,373.38	\$ 21,212.34
808530505	MUTUAL FUNDS	AVE MARIA MUTUAL FUNDS BOND	\$ 100,375.27	\$ 97,586.20
808541106	COMMON STOCK	MATIV HOLDINGS INC COM	\$ 6,212.24	\$ 4,496.32
808625107	COMMON STOCK	SCIENCE APPLICATION INTL CORP COM	\$ 4,263.09	\$ 4,884.62
808644108	COMMON STOCK	SCIENCE 37 HLDGS INC COM	\$ 6,235.00	\$ 3,954.92
809087109	COMMON STOCK	SCIPLAY CORPORATION COM CL A	\$ 55.12	\$ 51.02
810186106	COMMON STOCK	SCOTTS MIRACLE GRO COMPANY COM CL A	\$ 18,984.76	\$ 15,213.56
811246107	COMMON STOCK	SCULPTOR CAP MGMT INC COM CL A	\$ 3,202.50	\$ 2,953.99
811292200	COMMON STOCK	SCYNEXIS INC COM	\$ 5,074.96	\$ 4,056.60
811699107	COMMON STOCK	SEACHANGE INTERNATIONAL INC COM INTL		

Schedule H, Line 4i - Schedule of Assets (Acquired and Disposed of Within the Year)

(a) Identity

(c) Cost of Acquisitions (d) Proceeds of Dispositions

Cusip Security Type Security Name

Schedule H, Line 4i - Schedule of Assets (Acquired and Disposed of Within the Year)

(a) Identity of issue, borrower, lessor or similar party & (b) Description of investment including maturity date, rate of interest, collateral, par or maturity value	(c) Cost of Acquisitions	(d) Proceeds of Dispositions
<u>Cusip</u> <u>Security Type</u> <u>Security Name</u>		
868459108 COMMON		

Schedule H, Line 4i - Schedule of Assets (Acquired and Disposed of Within the Year)

(a) Identity of issue, borrower, lessor or similar party & (b) Description of investment including maturity date, rate of interest, collateral, par or maturity value	(c) Cost of Acquisitions	(d) Proceeds of Dispositions						
<table><thead><tr><th data-bbox="32 149 191 193"><u>Cusip</u></th><th data-bbox="191 149 391 193"><u>Security Type</u></th><th data-bbox="391 149 1040 193"><u>Security Name</u></th></tr></thead><tbody><tr><td data-bbox="32 193 191 226">902653104</td><td data-bbox="191 193 391 226">COMMON</td><td data-bbox="391 193 1040 226"></td></tr></tbody></table>	<u>Cusip</u>	<u>Security Type</u>	<u>Security Name</u>	902653104	COMMON			
<u>Cusip</u>	<u>Security Type</u>	<u>Security Name</u>						
902653104	COMMON							

Schedule H, Line 4i - Schedule of Assets (Acquired and Disposed of Within the Year)

(a) Identity of issue, borrower, lessor or similar party & (b) Description of investment including maturity date, rate of interest, collateral, par or maturity value			(c) Cost of Acquisitions	(d) Proceeds of Dispositions
Cusip	Security Type	Security Name		
929566107	COMMON STOCK	WABASH NATIONAL CORP COM	\$ 6,736.30	\$ 5,975.29
929740108	COMMON STOCK	WABTEC CORP COM	\$ 6,027.15	\$ 5,931.86
930752100	COMMON STOCK	WAITR HOLDINGS INC 1:20 R/S 11/22/22 930752209	\$ 16,317.15	\$ 11,011.47
930752209	COMMON STOCK	WAITR HOLDINGS INC COM	6,000,000	A A A \$1,011.47

Schedule H, Line 4i - Schedule of Assets (Acquired and Disposed of Within the Year)

(a) Identity of issue, borrower, lessor or similar party & (b) Description of investment including maturity date, rate of interest, collateral, par or maturity value			(c) Cost of Acquisitions	(d) Proceeds of Dispositions
Cusip	Security Type	Security Name		
4.37E+111	COMMON STOCK	HOME BANCORP INC COM	\$ 2,471.79	\$ 2,397.26
4.53E+111	COMMON STOCK	IMMUNEERING CORP COM	\$ 44,699.73	\$ 48,646.07
4.58E+111	COMMON STOCK	INSPIRATO INC COM CL A	\$ 16,414.93	\$ 17,207.34
6.53E+111	COMMON STOCK	NEXGEL INC COM	\$ 1,886.94	\$ 1,824.87
6.87E+111	COMMON STOCK	ADHERA THERAPEUTICS INC 1:20 R/S 10/6/22 00687E406	\$ 2.00	\$ 29.89
7.60E+111	COMMON STOCK	RENASANT CORPORATION COM	\$ 29.95	\$ 29.89
9.26E+111	COMMON STOCK	BLACKROCK TCP CAPITAL CORP COM	\$ 5,314.19	\$ 5,339.38
9.27E+111	COMMON STOCK	VIDLER WATER RESOUCES INC CSH MRG \$15.75/SH 5/26/22	\$ 28,992.00	\$ 36,019.93
2.33E+112	COMMON STOCK	DIDI GLOBAL INC ADR	\$ 169,765.36	\$ 170,647.97
2.82E+112	COMMON STOCK	EDWARDS LIFESCIENCES CORP COM	\$ 315,476.06	\$ 269,456.71
3.37E+112	COMMON STOCK	FIRST TRUST EXCHANGE TRADED FU PFD SECS INC ETF	\$ 80,617.62	\$ 73,062.07
4.01E+112	COMMON STOCK	ARGAN INC COM	\$ 1,934.50	\$ 1,866.00
4.87E+112	COMMON STOCK	KAYNE ANDERSON NEXTGEN ENERGY COM	\$ 13,789.30	\$ 15,029.83
6.29E+112	COMMON STOCK	NCR CORP COM	\$ 13,774.07	\$ 10,076.04
8.86E+112	COMMON STOCK	BEYOND MEAT INC COM	\$ 1,015,830.61	\$ 1,002,989.55
9.29E+112	COMMON STOCK	VIVOS THERAPEUTICS INC COM	\$ 6,314.84	\$ 6,273.87
2.94E+113	COMMON STOCK	ENVERIC BIOSCI 1:50 R/S 7/15/22 29405E208	\$ 67,561.56	\$ 9,036.47
3.00E+113	COMMON STOCK	EVENTBRITE INC COM CL A	\$ 3,488.00	\$ 2,117.92
3.50E+113	COMMON STOCK	FORTINET INC COM	\$ 962,328.23	\$ 899,203.00
4.52E+113	COMMON STOCK	IMAX CORP COM	\$ 20,576.03	\$ 21,752.06
4.57E+113	COMMON STOCK	IN8BIO INC COM	\$ 7,739.70	\$ 7,926.37
8.52E+113	COMMON STOCK	SPRUCE BIOSCIENCES INC COM	\$ 26,893.80	\$ 24,515.29
8.92E+113	COMMON STOCK	TOTAL SE ADR SPONSORED	\$ 132,274.16	\$ 132,814.43
8.94E+113	COMMON STOCK	TRAVELERS COMPANIES INC COM	\$ 52,780.93	\$ 53,677.87
8.95E+113	COMMON STOCK	TREVENA INC 1:25 R/S 11/10/22 89532E208	\$ 20,887.89	\$ 3,758.14
9.50E+113	COMMON STOCK	ALLSPRING UTILITIES & HIGH INC FD	\$ 615.43	\$ 593.11
1.14E+116	WARRANTS	BROOKLINE CAP ACQUISITION CORP 1:1 EXC 8/1/22 03759B110	\$ 636.80	\$ 21.07
4.23E+117	WARRANTS	HELIOGEN INC WARRANT	\$ 1,196.94	\$ 5,513.47
4.58E+119	WARRANTS	INSPIRATO INC WARRANT	\$ 3,738.81	\$ 3,425.41
2.94E+121	WARRANTS	ENVERIC BIOSCI WARRANT	\$	\$
3.80E+123	COMMON STOCK	GLOBAL X FDS 1:3 R/S		

Schedule H, Line 4i - Schedule of Assets (Acquired and Disposed of Within the Year)

(a) Identity of issue, borrower, lessor or similar party & (b) Description of investment including maturity date, rate of interest, collateral, par or maturity value			(c) Cost of Acquisitions	(d) Proceeds of Dispositions
Cusip	Security Type	Security Name		
6.71E+307	COMMON STOCK	OCZ TECHNOLOGY GROUP INC COM DELISTED	\$	\$
9.81E+307	COMMON STOCK	WORLD GOLD TRUST SPDR GLD MINIS ETF	\$	\$ 167,398.70
00032Q104	COMMON STOCK	AADI BIOSCIENCE INC COM	\$	10,853.65

Schedule H, Line 4i - Schedule of Assets (Acquired and Disposed of Within the Year)

(a) Identity of issue, borrower, lessor or similar party &
(b) Description of investment including maturity date,
Cusip Security Type Security Name

(c) Cost of Acquisitions (d) Proceeds of Dispositions

Schedule H, Line 4i - Schedule of Assets (Acquired and Disposed of Within the Year)

(a) Identity of issue, borrower, lessor or similar party & (b) Description of investment including maturity date, rate of interest, collateral, par or maturity value			(c) Cost of Acquisitions	(d) Proceeds of Dispositions
Cusip	Security Type	Security Name		
04965B100	COMMON STOCK	ATOMERA INCORPORATED COM	\$ 4,480.90	\$ 4,013.76
04965G109	COMMON STOCK	ATRECA INC COM CL A	\$ 17,198.72	\$ 17,338.50
05070N103	COMMON STOCK	AUDACY INC COM CL A	\$ 1,263.35	\$ 1,428.18
05156V102	COMMON STOCK	AURINIA PHARMACEUTICALS INC COM	\$ 1,179,892.14	\$ 902,806.54
05156X884	COMMON STOCK	AURORA CANNABIS INC COM	\$ 134,856.41	\$ 87,634.77
05223F106	COMMON STOCK	AUSTIN GOLD CORP COM	\$ 28,061.73	\$ 18,958.28
05280R100	COMMON STOCK	AUTOLUS THERAPEUTICS PLC ADR	\$ 1,442.79	\$ 1,079.34
05329W102	COMMON STOCK	AUTONATION INC COM	\$ 205,265.77	\$ 200,898.54
05335B100	COMMON STOCK	AUTOWEB INC CSH MRG \$.39/SH 9/1/22	\$ 3,774.63	\$ 766.52
05337L304	COMMON STOCK	AVALON ADVANCED MATERIALS INC COM	\$ 59.25	\$ 58.30
05337M104	COMMON STOCK	AVADEL PHARMACEUTICALS PLC ADR	\$ 330,849.65	\$ 324,972.74
05338F108	COMMON STOCK	AVALO THERAPEUTICS INC 1:12 R/S 7/8/22 05338F207	\$ 56.10	\$
05338F207	COMMON STOCK	AVALO THERAPEUTICS INC COM	\$ 3,690.00	\$ 3,789.78
05338G106	COMMON STOCK	AVALARA INC CSH MRG \$93.50/SH 10/19/22	\$ 224,656.25	\$ 223,420.82
05343P109	COMMON STOCK	AVALON HOLDINGS CORP COM CL A	\$ 2,334.40	\$ 2,262.35
05351W103	COMMON STOCK	AVANGRID INC COM		

Schedule H, Line 4i - Schedule of Assets (Acquired and Disposed of Within the Year)

(a) Identity of issue, borrower, lessor or similar party & (b) Description of investment including maturity date, rate of interest, collateral, par or maturity value			(c) Cost of Acquisitions	(d) Proceeds of Dispositions
Cusip	Security Type	Security Name		
05946K101	COMMON STOCK	BANCO BILBAO VIZCAYA ARGENTARI ADR SPONSORED	\$ 11,137.46	\$ 11,565.48
05961W105	COMMON STOCK	BANCO MACRO S.A. ADR SPONSORED	\$ 12,360.39	\$ 16,091.94
05964H105	COMMON STOCK	BANCO SANTANDER SA ADR SPONSORED	\$ 14,132.39	\$ 13,374.04
05965X109	COMMON STOCK	BANCO SANTANDER CHILE ADR SPONSORED	\$ 326.46	\$ 405.40
05967A107	COMMON STOCK	BANCO SANTANDER (BRAZIL) SA ADR SPONSORED	\$ 42,248.55	\$ 40,953.84
05968L102	COMMON STOCK	BANCOLOMBIA SA ADR SPONSORED	\$ 19,911.00	\$ 20,310.72
05968VKW9	CASH	BANCORP COM BK DE CD	\$ 10,000.00	\$ 10,000.00
05968VKX7	CASH	BANCORP COM BK DE CD	\$ 600,000.00	\$ 600,000.00
05968VKZ2	CASH	BANCORP COM BK DE CD	\$ 242,000.00	\$ 242,000.00
05969A105	COMMON STOCK	BANCORP INC DEL COM	\$ 24,884.01	\$ 26,413.99
05969B103	COMMON STOCK	BANCO SANTANDER MEXICO SA INSTITUCION DE BANCA MULTIPLE	\$ 63,600.05	\$ 62,830.60
05988J103	COMMON STOCK	BANDWIDTH INC COM CL A	\$ 35,868.25	\$ 16,407.11
05990K106	COMMON STOCK	BANC OF CALIFORNIA INC COM	\$ 13,498.66	\$ 13,732.01
06051GFP9	BONDS	BANK OF AMERICA CORPORATION NOTE	\$ 5,145.81	\$ 5,030.42
06051GGC7	BONDS	BANK OF AMERICA CORPORATION NOTE M/W CLBL	\$ 5,143.04	\$ 4,963.99
06055H871	PREFERRED STOCK	BANK OF AMERICA CORPORATION DEP REP 1/1000TH NON CUM *CLBL	\$ 61,185.61	\$ 65,398.41
06251A3G3	CASH	BANK HAPALIM BM NEW YORK BRAN CD	\$ 997.85	\$ 983.21
06279KV37	CASH	BANK OF INDIA NEW YORK BRANCH CD	\$ 5,998.68	\$ 5,999.29
06367V105	PREFERRED STOCK	BANK OF MONTREAL US BIG OIL 3X LEV ETN *CLBL *	\$ 8,177,349.39	\$ 8,761,957.07
06367V204	PREFERRED STOCK	BANK OF MONTREAL MICROSTORS FANG IDX 3XP/ *CLBL	\$ 895,208.41	\$ 867,423.46
06367V303	PREFERRED STOCK	BANK OF MONTREAL 1:10 R/S 12/2/22 06368L106	\$ 1,624,127.29	\$ 811,713.33
06368E3G5	BONDS	BANK OF MONTREAL NOTE M/W CONV QTRLY CLBL	\$ 18,272.55	\$ 17,308.31
06368L106	PREFERRED STOCK	BANK OF MONTREAL MICROSECTORS US BIG OIL *CLBL	\$	\$ 591,316.24
06368L205	PREFERRED STOCK	BANK OF MONTREAL MICROSECTORS OIL & GAS E *CLBL	\$	\$ 6,489.80
06406RAG2	BONDS	BANK OF NEW YORK MELLON CORP NOTE	\$ 10,356.01	\$ 10,071.66
06417NS61	CASH	BANK OZK CD MTHLY	\$ 50,000.00	\$ 50,000.00
06417NT29	CASH	BANK OZK CD MTHLY	\$ 4,000.00	\$ 4,000.00
066519RV3	CASH	BANKUNITED NATIONAL ASSN FLOR CD M/W QTRLY CLBL	\$ 1,001.32	\$ 950.28
06684L103	COMMON STOCK	BAOZUN INC ADR	\$ 8,028.47	\$ 6,399.49
06738C778	PREFERRED STOCK	BARCLAYS BANK PLC IPATH ETN 12/06/36 DJ UB *CLBL	\$ 75,024.69	\$ 78,356.20
06738C794	PREFERRED STOCK	BARCLAYS BANK PLC IPATH ETN 12/06/36 GSCI *CLBL	\$ 23,043.56	\$ 24,214.46
06739H313	PREFERRED STOCK	BARCLAYS BANK PLC TRK ZT 24/06/38(BLMBRG) *CLBL	\$ 27,260.63	\$ 27,054.57
06740KKR7	CASH	BARCLAYS BK DEL WILMINGTON CD	\$ 15,170.12	\$ 15,000.00
06740P114	PREFERRED STOCK	BARCLAYS BANK PLC IPATH ETN 18/04/41 BROAD *CLBL	\$ 27,462.31	\$ 34,097.52
06740P221	PREFERRED STOCK	BARCLAYS BANK PLC TRK ZT 18/04/41BARCLAYS *CLBL	\$ 218,701.62	\$ 220,404.84
06742A669	PREFERRED STOCK	BARCLAYS BANK PLC IPATH SHILLER CAPE ETN *CLBL *	\$ 4,739.06	\$ 4,100.55
06745T368	PREFERRED STOCK	BARCLAYS BANK PLC IPATH B BG ETN *CLBL *	\$ 27,914.51	\$ 26,270.35
06746P456	PREFERRED STOCK	BARCLAYS BANK PLC IPATH SER B BLMBRG SOFTS *CLBL	\$ 18,160.99	\$ 17,326.70
06746P472	PREFERRED STOCK	BARCLAYS BANK PLC IPATH SER B BLMBRG PLATI *CLBL	\$ 4,653.72	\$ 4,583.01
06746P480	PREFERRED STOCK	BARCLAYS BANK PLC TRK ZT 23/01/48(BLMBRG) *CLBL	\$ 27,242.89	\$ 24,539.33
06746P498	PREFERRED STOCK	BARCLAYS BANK PLC TRK ZT 23/01/48(BLMBRG) *CLBL	\$ 18,282.94	\$ 18,144.44
06746P522	PREFERRED STOCK	BARCLAYS BANK PLC TRK ZT 23/01/48 *CLBL	\$ 83,010.42	\$ 86,784.91
06746P530	PREFERRED STOCK	BARCLAYS BANK PLC IPATH SER B BLMBRG ENERG *CLBL	\$ 59.18	\$ 56.49
06746P548	PREFERRED STOCK	BARCLAYS BANK PLC TRK ZT 23/01/48(BLMBRG) *CLBL	\$ 25,962.75	\$ 25,141.70
06746P555	PREFERRED STOCK	BARCLAYS BANK PLC IPATH SER B BLMBRG COPPE *CLBL	\$ 35,745.41	\$ 34,436.24
06746P563	PREFERRED STOCK	BARCLAYS BANK PLC IPATH B COFFEE ETN *CLBL *	\$ 77,731.30	\$ 69,650.08
06746P571	PREFERRED STOCK	BARCLAYS BANK PLC IPATH SER B BLMBRG ALUMI *CLBL	\$ 14,204.72	\$ 14,629.23
06746P589	PREFERRED STOCK	BARCLAYS BANK PLC TRK ZT 17/01/48(BLMBRG) *CLBL	\$ 27,438.84	\$ 29,008.25
06746P613	PREFERRED STOCK	BARCLAYS BANK PLC IPATH B MID TRM ETN *CLBL *	\$ 25,569.91	\$ 24,082.25
06747C322	PREFERRED STOCK	BARCLAYS BANK PLC TRK ZT 08/09/49 *CLBL	\$ 53,229.38	\$ 52,303.88
06747D700	PREFERRED STOCK	BARCLAYS BANK PLC REDEMPTION 12/15/22 RSRCH	\$ 17,682.96	\$ 18,414.96
06747R477	PREFERRED STOCK	BARCLAYS BANK PLC IPATH B S&P 500 VIX STF ETN	\$ 3,931,200.93	\$ 4,100,603.18
06759L103	COMMON STOCK	BARINGS BDC INC COM	\$ 53,155.41	\$ 47,711.29
06760L100	COMMON STOCK	BARINGS GLOBAL SHORT DURATION COM	\$ 3,197.35	\$ 2,928.19
06828M108	MUTUAL FUNDS	BARON CAPITAL GROUP PARTNERS RETAIL	\$ 120,229.45	\$ 90,824.79
06828M306	MUTUAL FUNDS	BARON CAPITAL GROUP INTL GROWTH RETAIL	\$ 12,182.23	\$ 10,122.85
06828M678	MUTUAL FUNDS	BARON CAPITAL GROUP HEALTH CARE RETAIL	\$ 18,131.36	\$ 15,565.44
06828M702	MUTUAL FUNDS	BARON CAPITAL GROUP REAL ESTATE RETAIL	\$ 49,612.78	\$ 46,098.95
06828M710	MUTUAL FUNDS	BARON CAPITAL GROUP WEALTHBUILDER RETAIL	\$ 22,282.82	\$ 19,802.36
06828M843	MUTUAL FUNDS	BARON CAPITAL GROUP GLOBAL ADVANTAGE RETAIL	\$ 31,027.43	\$ 25,000.00
06985P118	WARRANTS	BASIC ENERGY SERVICES INC BANKRUPTCY 8/29/22	\$ 0.01	\$
06985P209	COMMON STOCK	BASIC ENERGY SERVICES INC BANKRUPTCY 8/29/22	\$ 0.00	\$
07134L107	COMMON STOCK	BATTALION OIL CORP COM	\$ 23,515.88	\$ 23,808.35
07134L115	WARRANTS	BATTALION OIL CORP WARRANT	\$	\$
07134L123	WARRANTS	BATTALION OIL CORP WARRANT	\$	\$
07134L131	WARRANTS	BATTALION OIL CORP WARRANT	\$	\$

Schedule H, Line 4i - Schedule of Assets (Acquired and Disposed of Within the Year)

(a) Identity of issue, borrower, lessor or similar party & (b) Description of investment including maturity date, rate of interest, collateral, par or maturity value			(c) Cost of Acquisitions	(d) Proceeds of Dispositions
Cusip	Security Type	Security Name		
07134N103	COMMON STOCK	BATTERY METALS N/C 9/26/22 68405F104	\$	\$
07160F107	COMMON STOCK	BAUDAX BIO INC 1:35 R/S 2/16/22 07160F206	\$	1,826.01 \$ 274.48
07160F206	COMMON STOCK	BAUDAX BIO INC 1:40 R/S 12/1/22 07160F404	\$	16,578.79 \$ 14,443.98
07160F404	COMMON STOCK	BAUDAX BIO INC COM	\$	4,913.15 \$ 4,848.67
07317Q105	COMMON STOCK	BAYTEX ENERGY CORP COM	\$	33,341.10 \$ 55,564.09
07371BDL2	CASH	BEAL BK PLANO TEX CD	\$	279,000.00 \$ 279,000.00
07371CX87	CASH	BEAL BK USA LAS VEGAS NEV CD	\$	50,000.00 \$ 50,000.00
07371DCA3	CASH	BEAL BK USA LAS VEGAS NEV CD	\$	242,000.00 \$ 242,000.00
07371DGK7	CASH	BEAL BK USA LAS VEGAS NEV CD	\$	5,000.00 \$ 5,000.00
07371DGW1	CASH	BEAL BK USA LAS VEGAS NEV CD	\$	10,000.00 \$ 10,000.00
07371DJP3	CASH	BEAL BK USA LAS VEGAS NEV CD	\$	16,000.00 \$ 16,000.00
07371DKP1	CASH	BEAL BK USA LAS VEGAS NEV CD	\$	100,000.00 \$ 100,000.00
07371DKZ9	CASH	BEAL BK USA LAS VEGAS NEV CD	\$	100,000.00 \$ 100,000.00
07373B109	COMMON STOCK	BEAM GLOBAL COM	\$	21,587.99 \$ 18,551.78
07373B117	WARRANTS	BEAM GLOBAL WARRANT	\$	21.30 \$ 24.71
07160F206	COMMON STOCK	BEAM GLOBAL COM	\$	4,913.15 \$
07371CX87	CASH		\$	24.71
07371DGW1	CASH		\$	

Schedule H, Line 4i - Schedule of Assets (Acquired and Disposed of Within the Year)

(a) Identity of issue, borrower, lessor or similar party & (b) Description of investment including maturity date, rate of interest, collateral, par or maturity value			(c) Cost of Acquisitions	(d) Proceeds of Dispositions
Cusip	Security Type	Security Name		
09077J107	COMMON STOCK	BIRD GLOBAL INC COM CL A	\$ 1,616.55	\$ 1,405.17
09173B107	COMMON STOCK	BITFARMS LTD COM	\$ 285,228.22	\$ 212,786.39
09175M101	COMMON STOCK	AULT ALLIANCE INC COM COM	\$ 73,490.78	\$ 63,263.59
09175M200	PREFERRED STOCK	AULT ALLIANCE INC COM 13.00% CUM RED PER PREF S *CLBL	\$ 1,541.76	\$ 1,349.97
09180C106	COMMON STOCK	BJS RESTAURANTS INC COM	\$ 27,757.01	\$ 26,380.46
09215C105	COMMON STOCK	BLACK KNIGHT INC COM	\$ 9,035.01	\$ 7,042.32
09228F103	COMMON STOCK	BLACKBERRY LTD COM	\$ 230,509.56	\$ 191,412.49
09239B109	COMMON STOCK	BLACKLINE INC COM	\$ 30,298.70	\$ 21,834.81
09247D105	COMMON STOCK	BLACKROCK INVNT QUALITY MUN TR COM	\$ 247,081.17	\$ 248,589.56
09247F100	COMMON STOCK	BLACKROCK INCOME TR INC 1:3 R/S 10/18/22 09247F209	\$ 34,873.97	\$ 20,032.86
09247X101	COMMON STOCK	BLACKROCK INC COM	\$ 455,912.96	\$ 411,755.96
09248D104	COMMON STOCK	BLACKROCK UTILITIES INFRASTRUC COM	\$ 23,515.39	\$ 23,989.23
09248X100	COMMON STOCK	BLACKROCK TAXABLE MUNI BOND TR TAX MUNICIPAL BD TR SHS	\$ 4,987.44	\$ 4,165.70
09249W101	COMMON STOCK	BLACKROCK LIMITED COM SHS	\$ 95.61	\$ 91.74
09250U101	COMMON STOCK	BLACKROCK ENERGY COM	\$ 32.79	\$ 30.48
09251A104	COMMON STOCK	BLACKROCK ENHANCED EQY DIVIDEN COM	\$ 30,365.80	\$ 29,156.50
09251J105	MUTUAL FUNDS	BLACKROCK FUNDS EMRG MKTS A	\$ 116,639.45	\$ 89,424.05
09254J102	COMMON STOCK	BLACKROCK MUNIASSETS FUND INC COM	\$ 664.86	\$ 571.23
09255L114	WARRANTS	BLACKROCK CORPORATE HIGH YIELD RIGHT	\$	\$
09255P107	COMMON STOCK	BLACKROCK CORPORATE HIGH YIELD COM	\$ 48,288.04	\$ 46,430.50
09255R202	COMMON STOCK	BLACKROCK DEBT STR COM NEW	\$ 4,655.55	\$ 4,612.23
09255X100	COMMON STOCK	BLACKROCK FLT RATE COM	\$ 67.21	\$ 61.75
09256A109	COMMON STOCK	BLACKROCK ENH CAP & INC FD INC COM	\$ 14,311.41	\$ 11,897.14
09256H864	MUTUAL FUNDS	BLACKROCK FUNDS MID CAP GROWTH EQTY R	\$ 22,091.06	\$ 18,149.98
09257A108	COMMON STOCK	BLACKROCK RES & COMMDITIES STR SHS	\$ 24,800.38	\$ 24,844.84
09257P105	COMMON STOCK	BLACKROCK MUN TARGET TERM TR COM SHS BEN IN	\$ 7,779.00	\$ 6,565.94
09257W100	COMMON STOCK	BLACKSTONE MORTGAGE TRUST INC COM CL A	\$ 137,743.68	\$ 137,928.07
09258A107	COMMON STOCK	BLACKROCK MULTI SECTOR INCOME COM	\$ 7,982.93	\$ 7,814.12
09258G104	COMMON STOCK	BLACKROCK SCIENCE & TECH TR SHS	\$ 39,553.02	\$ 35,658.90
09260B382	MUTUAL FUNDS	BLACKROCK FUNDS STRATEGIC INC OPPORTUNITIES I	\$ 73,851.41	\$ 67,000.00
09260D107	COMMON STOCK	BLACKSTONE INC COM	\$ 1,725,081.65	\$ 1,671,248.71
09260K101	COMMON STOCK	BLACKROCK SCIENCE & TECH TR II SHS BEN INT	\$ 56,695.56	\$ 54,503.33
09261X102	COMMON STOCK	BLACKSTONE SEC D LENDING FD COMMON STOCK	\$ 89.34	\$ 68.94
09263B108	COMMON STOCK	BLACKSKY TECHNOLOGY INC COM CL A	\$ 44,262.00	

Schedule H, Line 4i - Schedule of Assets (Acquired and Disposed of Within the Year)

(a) Identity of issue, borrower, lessor or similar party & (b) Description of investment including maturity date, rate of interest, collateral, par or maturity value			(c) Cost of Acquisitions	(d) Proceeds of Dispositions
Cusip	Security Type	Security Name		
13089P101	COMMON STOCK	CALITHERA BIOSCIENCES INC 1:20 R/S 6/15/22 13089P507	\$ 875.70	\$
13089P507	COMMON STOCK	CALITHERA BIOSCIENCES INC COM	\$ 1,355.28	\$ 1,221.54
13100M509	COMMON STOCK	CALIX INC COM	\$ 24,709.00	\$ 15,680.77

Schedule H, Line 4i - Schedule of Assets (Acquired and Disposed of Within the Year)

(a) Identity of issue, borrower, lessor or similar party & (b) Description of investment including maturity date, rate of interest, collateral, par or maturity value			(c) Cost of Acquisitions	(d) Proceeds of Dispositions
Cusip	Security Type	Security Name		
21044C107	COMMON STOCK	CONSTRUCTION PARTNERS INC COM CL A	\$ 55,839.47	\$ 54,296.94
21077C107	COMMON STOCK	CONTEXTLOGIC INC COM CL A	\$ 552,987.89	\$ 478,154.01
21077P108	COMMON STOCK	CONTEXT THERAPEUTICS INC COM	\$ 502.20	\$ 507.86
21258C108	COMMON STOCK	CONVEY HEALTH SOLUTIONS HLDGS CSH MRG \$10.50/SH 10/7/22	\$ 1,030.00	\$ 1,049.97
21718L102	COMMON STOCK	COOTEK CAYMAN INC 1:13 R/S 5/9/22 21718L201	\$ 868.26	\$ 1,295.23
21833P103	COMMON STOCK	CORBUS PHARMAS HLDGS INC 1:30 R/S 2/14/23 21833P301	\$ 835.45	\$ 325.63
21870U502	COMMON STOCK	COREENERGY INFRASTRUCTURE TRUST COM USD0.001	\$ 52,734.81	\$ 41,941.96
21871N101	COMMON STOCK	CORECIVIC INC COM USD0.01	\$ 60,832.41	\$ 61,133.49
21871X109	COMMON STOCK	COREBRIDGE FINANCIAL INC COM	\$ 15,006.65	\$ 14,453.96
21872L104	COMMON STOCK	COREPOINT LODGING INC CSH MRG \$15.99/SH 3/3/22	\$ 94.20	\$ 94.08
21873J108	COMMON STOCK	CORE SCIENTIFIC HOLDINGS INC 1:10 R/S 11/15/21 21873J108	\$ 93.08	\$ 93.08

Schedule H, Line 4i - Schedule of Assets (Acquired and Disposed of Within the Year)

(a) Identity of issue, borrower, lessor or similar party & (b) Description of investment including maturity date, rate of interest, collateral, par or maturity value			(c) Cost of Acquisitions	(d) Proceeds of Dispositions
Cusip	Security Type	Security Name		
23285D109	COMMON STOCK	CYTEK BIOSCIENCES INC COM	\$ 11,074.52	\$ 11,587.82
23291C103	COMMON STOCK	DMC GLOBAL INC COM	\$ 27,878.30	\$ 28,479.09
23292B104	COMMON STOCK	D		

Schedule H, Line 4i - Schedule of Assets (Acquired and Disposed of Within the Year)

(a) Identity of issue, borrower, lessor or similar party & (b) Description of investment including maturity date, rate of interest, collateral, par or maturity value			(c) Cost of Acquisitions	(d) Proceeds of Dispositions
Cusip	Security Type	Security Name		
25401T504	PREFERRED STOCK	DIGITALBRIDGE GROUP INC 7.125% CUM RED PERP PRF *CLBL	\$ 7,072.80	\$ 6,845.97
25402D102	COMMON STOCK	DIGITALOCEAN HLDGS INC COM	\$ 161,312.00	\$ 136,530.72
25434D203	MUTUAL FUNDS	DIMENSIONAL FUND ADVISORS INTL VALUE INST	\$ 11,062.72	\$ 10,000.00
25434V104	COMMON STOCK	DIMENSIONAL ETF TR US CORE EQUITY MARKET ETF	\$ 139,788.00	\$ 122,818.26
25434V203	COMMON STOCK	DIMENSIONAL ETF TR INTERNATIONAL CORE EQUITY M	\$ 410,643.88	\$ 329,876.24
25434V302	COMMON STOCK	DIMENSIONAL ETF TR EMERGING CORE EQUITY MRKT	\$ 179,426.88	\$ 149,608.97
25434V609	COMMON STOCK	DIMENSIONAL ETF TR US TARGETED VALUE ETF	\$ 232,848.00	\$ 215,796.00
25434V708	COMMON STOCK	DIMENSIONAL ETF TR US CORE EQUITY 2 ETF	\$ 18,212.10	\$ 19,153.72
25434V724	COMMON STOCK	DIMENSIONAL ETF TR US MARKETWIDE VALUE ETF	\$ 9,542.17	\$ 9,947.25
25434V765	COMMON STOCK	DIMENSIONAL ETF TR INTL HIGH PROFITABILITY ETF	\$ 9,169.58	\$ 9,254.20
25434V773	COMMON STOCK	DIMENSIONAL ETF TR INTERNATIONAL SMALL CAP ETF	\$ 9,177.74	\$ 9,228.74
25434V781	COMMON STOCK	DIMENSIONAL ETF TR INTL SMALL CAP VALUE ETF	\$ 510.70	\$ 505.63
25434V807	COMMON STOCK	DIMENSIONAL ETF TR INTERNATIONAL VALUE ETF	\$ 20,007.11	\$ 17,459.39
25434V831	COMMON STOCK	DIMENSIONAL ETF TR US HIGH PROFITABILITY ETF	\$ 9,421.66	\$ 9,868.82
25445D101	COMMON STOCK	DINGDONG CAYMAN LTD ADR	\$ 20,435.80	\$ 20,249.91
25459W102	COMMON STOCK	DIREXION SHARES ETF TRUST DLY TECH BULL 3X ETF	\$ 18,238,678.61	\$ 17,919,634.28
25459W458	COMMON STOCK	DIREXION SHARES ETF TRUST DLY SCOND 3XBULL ETF	\$ 34,939,169.15	\$ 34,537,027.94
25459W540	COMMON STOCK	DIREXION SHARES ETF TRUST 20YR TRES BULL ETF	\$ 2,338,928.75	\$ 2,212,072.07
25459W557	COMMON STOCK	DIREXION SHARES ETF TRUST 7 10YR TRES BEAR ETF	\$ 319,907.50	\$ 326,375.08
25459W565	COMMON STOCK	DIREXION SHARES ETF TRUST 7 10YR TRES BULL ETF	\$ 28,467.70	\$ 26,676.65
25459W730	COMMON STOCK	DIREXION SHARES ETF TRUST DLY MIDCAP ETF3X	\$ 122,364.11	\$ 98,556.24
25459W755	COMMON STOCK	DIREXION SHARES ETF TRUST DAILY REAL ESTATE BULL 3X S	\$ 88,096.93	\$ 117,971.08
25459W771	COMMON STOCK	DIREXION SHARES ETF TRUST 1:20 R/S 5/31/22 25460G195	\$ 1,024,911.09	\$ 783,601.36
25459W847	COMMON STOCK	DIREXION SHARES ETF TRUST DLY SMCAP BULL3X ETF	\$ 7,823,943.87	\$ 7,468,440.70
25459W862	COMMON STOCK	DIREXION SHARES ETF TRUST DRX S&P500BULL ETF	\$ 11,068,093.96	\$ 10,806,036.24
25459Y116	COMMON STOCK	DIREXION SHARES ETF TRUST LIQ \$19.43956/SH 2/21/23	\$ 76,034.97	\$ 78,643.02
25459Y207	COMMON STOCK	DIREXION SHARES ETF TRUST NAS100 EQL WGT ETF	\$ 1,531.40	\$ 1,548.82
25459Y280	COMMON STOCK	DIREXION SHARES ETF TRUST DLY FTS BULL 3X ETF	\$ 31,471.55	\$ 31,054.62
25459Y520	COMMON STOCK	DIREXION SHARES ETF TRUST DRX DLYSOKOR3X ETF	\$ 1,601.13	\$ 1,501.94
25459Y694	COMMON STOCK	DIREXION SHARES ETF TRUST DLY FIN BULL NEW ETF	\$ 4,045,651.30	\$ 4,058,046.57
25459Y801	COMMON STOCK	DIREXION SHARES ETF TRUST DLY CNMSR BULL ETF	\$ 21,869.22	\$ 19,201.52
25459Y876	COMMON STOCK	DIREXION SHARES ETF TRUST HEALTHCARE BULL ETF	\$ 774,219.30	\$ 771,679.66
25460E307	COMMON STOCK	DIREXION SHARES ETF TRUST AUSPCE CMD STG ETF	\$ 345,028.31	\$ 357,046.21
25460E364	COMMON STOCK	DIREXION SHARES ETF TRUST DAILY DJ BULL ETF	\$ 330,878.93	\$ 278,557.73
25460E448	COMMON STOCK	DIREXION SHARES ETF TRUST LIQ \$86.27557 9/26/22	\$ 26,561.70	\$ 22,399.87
25460E505	COMMON STOCK	DIREXION SHARES ETF TRUST 1:10 R/S 5/31/22 25460G187	\$ 43,022.62	\$ 23,764.93
25460E521	COMMON STOCK	DIREXION SHARES ETF TRUST DAILY FTSE CHINA ETF	\$ 725,275.78	\$ 759,391.10
25460E547	COMMON STOCK	DIREXION SHARES ETF TRUST DAILY MSCI EMERG ETF	\$ 32,861.58	\$ 32,948.05
25460E554	COMMON STOCK	DIREXION SHARES ETF TRUST 1:10 R/S 5/31/22 25460G179	\$ 287,034.12	\$ 296,039.13
25460E646	COMMON STOCK	DIREXION SHARES ETF TRUST DAILY PHARMA ETF	\$ 5,282.93	\$ 5,046.67
25460E661	COMMON STOCK	DIREXION SHARES ETF TRUST DLY AEROSPC 3X ETF	\$ 2,426,302.16	\$ 2,518,384.54
25460E679	COMMON STOCK	DIREXION SHARES ETF TRUST DAILY TRANS 3X ETF	\$ 38,191.77	\$ 33,766.36
25460E711	COMMON STOCK	DIREXION SHARES ETF TRUST DLY UTILTIES 3X ETF	\$ 248,277.85	\$ 242,022.44
25460E737	COMMON STOCK	DIREXION SHARES ETF TRUST DLY INDL BU 3X ETF	\$ 72,222.80	\$ 70,118.83
25460E869	COMMON STOCK	DIREXION SHARES ETF TRUST DLY S&P500 BR 1X ETF	\$ 286,366.59	\$ 291,064.60
25460G179	COMMON STOCK	DIREXION SHARES ETF TRUST DAILY ENERGY BEAR 2X SHARES	\$ 219,311.37	\$ 227,765.54
25460G187	COMMON STOCK	DIREXION SHARES ETF TRUST DAILY CSI CHINA INTERNET IDX	\$ 50,060.23	\$ 60,883.97
25460G195	COMMON STOCK	DIREXION SHARES ETF TRUST DAILY FTSE CHINA BULL 3X SH	\$ 1,352,706.23	\$ 1,493,111.78
25460G260	COMMON STOCK	DIREXION SHARES ETF TRUST DAILY TSLA BEAR 1X SHARES ETF	\$ 27,122.97	\$ 27,644.30
25460G286	COMMON STOCK	DIREXION SHARES ETF TRUST TSLA BULL 1.5X SHARES ETF	\$ 10,729.32	\$ 10,248.38
25460G328	COMMON STOCK	DIREXION SHARES ETF TRUST DAILY S&P OIL & GAS EXP (RS	\$ 993,928.58	\$ 1,053,120.50
25460G336	COMMON STOCK	DIREXION SHARES ETF TRUST DAILY SEMICONDUCTOR BEAR(RS	\$ 8,177,456.09	\$ 8,265,271.12
25460G393	COMMON STOCK	DIREXION SHARES ETF TRUST DAILY TECHNOLOGY BEAR 3X SH	\$ 1,094,452.68	\$ 1,140,184.14
25460G419	COMMON STOCK	DIREXION SHARES ETF TRUST DAILY REAL ESTATE BEAR 3X	\$ 892,468.72	\$ 880,906.01
25460G435	COMMON STOCK	DIREXION SHARES ETF TRUST DAILY OIL SERVICES BULL 2X	\$ 23,236.65	\$ 22,553.53
25460G468	COMMON STOCK	DIREXION SHARES ETF TRUST DAILY METAL MINERS BULL 2X	\$ 75,362.70	\$ 74,242.10
25460G476	COMMON STOCK	DIREXION SHARES ETF TRUST DAILY SOFTWARE BULL 2X SHARES	\$ 14,774.07	\$ 13,873.65
25460G500	COMMON STOCK	DIREXION SHARES ETF TRUST DLY S&P OIL&GAS EXP&PRD BULL 2X	\$ 4,347,268.94	\$ 4,634,811.72
25460G526	COMMON STOCK	DIREXION SHARES ETF TRUST DAILY GLOBAL CLEAN ENERGY B	\$ 9,617.21	\$ 9,971.07
25460G542	COMMON STOCK	DIREXION SHARES ETF TRUST DAILY TRAVEL & VACATION BULL	\$ 190,836.45	\$ 186,281.25
25460G575	COMMON STOCK	DIREXION SHARES ETF TRUST 1:10 R/S 2/13/23 25460G161	\$ 723,670.25	\$ 717,852.82
25460G609	COMMON STOCK	DIREXION SHARES ETF TRUST ENERGY BULL 2X SHS (P/S)	\$ 1,779,077.79	\$ 1,975,476.23
25460G625	COMMON STOCK	DIREXION SHARES ETF TRUST DAILY CLOUD COMPUTING BULL	\$ 21.32	\$ 14.72
25460G633	COMMON STOCK	DIREXION SHARES ETF TRUST LIQ \$38.70214 9/26/22	\$ 6,756.89	\$ 6,174.14
25460G658	COMMON STOCK	DIREXION SHARES ETF TRUST 1:10 R/S 3/28/22 25460G328	\$ 303,955.92	\$ 242,895.98
25460G666	COMMON STOCK	DIREXION SHARES ETF TRUST DAILY DJ BEAR ETF	\$ 839,945.50	\$ 884,901.43

Schedule H, Line 4i - Schedule of Assets (Acquired and Disposed of Within the Year)

(a) Identity of issue, borrower, lessor or similar party & (b) Description of investment including maturity date, rate of interest, collateral, par or maturity value			(c) Cost of Acquisitions	(d) Proceeds of Dispositions
Cusip	Security Type	Security Name		
25460G690	COMMON STOCK	DIREXION SHARES ETF TRUST 1:10 R/S 3/28/22 25460G336	\$ 312,027.17	\$ 241,514.01
25460G708	COMMON STOCK	DIREXION SHARES ETF TRUST DIRXIN DLY MSCI		

Schedule H, Line 4i - Schedule of Assets (Acquired and Disposed of Within the Year)

(a) Identity of issue, borrower, lessor or

(c) Cost of Acquisitions (d) Proceeds of Dispositions

Cusip Security Type Security Name

Schedule H, Line 4i - Schedule of Assets (Acquired and Disposed of Within the Year)

Schedule H, Line 4i - Schedule of Assets (Acquired and Disposed of Within the Year)

(a) Identity of issue, borrower, lessor or similar party & (b) Description of investment including maturity date, rate of interest, collateral, par or maturity value			(c) Cost of Acquisitions	(d) Proceeds of Dispositions
<u>Cusip</u>	<u>Security Type</u>	<u>Security Name</u>		
29355A107	COMMON STOCK	ENPHASE ENERGY INC COM	COM	COM

Schedule H, Line 4i - Schedule of Assets (Acquired and Disposed of Within the Year)

Schedule H, Line 4i - Schedule of Assets (Acquired and Disposed of Within the Year)

(a) Identity of issue, borrower, lessor or similar party & (b) Description of investment including maturity date, rate of interest, collateral, par or maturity value			(c) Cost of Acquisitions	(d) Proceeds of Dispositions
Cusip	Security Type	Security Name		
31647Q205	COMMON STOCK	FIDUCIARY CLAYMORE ENRGY INFR 1.36622:1 EXC 486606106 3/7/22	\$ 1,308.73	\$
31656R102	COMMON STOCK	FIELD TRIP HEALTH LTD 1:5 R/S 8/17/22 76134G103	\$ 3,512.90	\$ 169.93
31738L107	COMMON STOCK	FINANCE OF AMERICA COMPANIES I COM CL A	\$ 13,344.69	\$ 11,930.64
31761R393	MUTUAL FUNDS	ALPS FUNDS SMITH TOTAL RETURN BOND I	\$ 136,221.35	\$ 122,955.47
31773D101	COMMON STOCK	FINCH THERAPEUTICS GROUP INC COM	\$ 1,595.42	\$ 1,311.78
31788K108	COMMON STOCK	FINGERMOTION INC COM	\$ 232,368.06	\$ 170,660.29
31810Q107	COMMON STOCK	FINTECH ACQUISITION CORP V LIQ @\$10.07832865/SH 12/9/22	\$ 1,001.92	\$ 996.55
31810T101	COMMON STOCK	FINVOLUTION GROUP ADR	\$ 1,378.01	\$ 1,355.45
31813A109	COMMON STOCK	FINWISE BANCORP COM	\$ 2,020.00	\$ 1,995.98
31846B108	COMMON STOCK	FIRST ADVANTAGE CORP NEW COM	\$ 564.62	\$ 564.51
31847R102	COMMON STOCK	FIRST AMERICAN FINANCIAL CORP COM	\$ 22,172.88	\$ 18,770.26
31866P102	COMMON STOCK	FIRST BANCORP INC ME COM	\$ 2,794.00	\$ 2,822.93
31943LAY4	CASH	FIRST CENTURY BANK NATIONAL AS CD	\$ 2,000.12	\$ 2,000.00
31983A103	COMMON STOCK	FIRST COMMUNITY BANKSHARES INC COM	\$ 133.68	\$ 125.56
320165JU8	CASH	FIRST FARMERS BANK AND TRUST CD	\$ 30,000.00	\$ 30,000.00
32021SJE7	CASH	FIRST FINANCIAL BANK NA CD	\$ 6,994.29	\$ 6,993.48
32021SJF4	CASH	FIRST FINANCIAL BANK NA CD	\$ 50,000.00	\$ 50,000.00
32022K102	COMMON STOCK	FIRST FINANCIAL NORTHWEST INC COM	\$ 11,158.58	\$ 10,728.45
32022WBT2	CASH	FIRST FED SVGS BK FLA LIVE OAK CD	\$ 75,000.00	\$ 75,000.00
32043P106	COMMON STOCK	FIRST GUARANTY BANCSHARES INC COM	\$ 122.28	\$ 139.19
32054K103	COMMON STOCK	FIRST INDUSTRIAL REALTY TRUST COM STK USD0.01	\$ 2,870.40	\$ 2,834.86
32076V103	COMMON STOCK	FIRST MAJESTIC SILVER CORP COM	\$ 1,192,303.62	\$ 1,135,324.22
33615RGA0	CASH	FIRST RELIANCE BANK CD MTHLY	\$ 58,004.65	\$ 57,276.47
33616CKC3	CASH	FIRST REPUBLIC BANK SAN FRANCI CD	\$ 240,000.00	\$ 240,000.00
33616CLG3	CASH	FIRST REPUBLIC BANK SAN FRANCI CD	\$ 10,000.00	\$ 10,000.00
33718W103	COMMON STOCK	FIRST TR INTER DURATION PFD & COM	\$ 1,096.28	\$ 1,096.28
				\$ 1,135,324.22

Schedule H, Line 4i - Schedule of Assets (Acquired and Disposed of Within the Year)

Schedule H, Line 4i - Schedule of Assets (Acquired and Disposed of Within the Year)

(a) Identity of issue, borrower, lessor or similar party & (b) Description of investment including maturity date, rate of interest, collateral, par or maturity value			(c) Cost of Acquisitions	(d) Proceeds of Dispositions
Cusip	Security Type	Security Name		
358776YA4	BONDS	FRISCO TEX COMB TAX SURPLUS REV CTFS OBLI	\$ 52,397.07	\$ 51,942.81
35905A109	COMMON STOCK	FRONTDOOR INC COM	\$ 8,209.60	\$ 8,293.53
35909R108	COMMON STOCK	FRONTIER GROUP HLDGS INC COM	\$ 40,235.59	\$ 39,384.61
35952H601	COMMON STOCK	FUELCELL ENERGY INC COM	\$ 374,561.85	\$ 329,275.92
35953D104	COMMON STOCK	FUBOTV INC COM	\$ 566,778.65	\$ 514,222.00
35969L108	COMMON STOCK	FULL TRUCK ALLIANCE CO LTD ADR	\$ 14,661.30	\$ 14,440.54
36116M106	COMMON STOCK	FUTUREFUEL CORP COM	\$ 152.80	\$ 192.60
36117T100	COMMON STOCK	FURY GOLD MINES LTD COM	\$ 1,167.37	\$ 773.69
36117V105	COMMON STOCK	FUTURE FINTECH GROUP INC 1:5 R/S 2/1/23 36117V204	\$ 689.55	\$ 264.45
36118L106	COMMON STOCK	FUTU HOLDINGS LIMITED ADR	\$ 34,846.38	\$ 34,529.77
36151G105	COMMON STOCK	INTELLIGENT BIO SOLUTIONS INC 1:20 R/S 2/10/23 36151G402	\$ 7,766.29	\$ 5,754.86
36157QCD7	CASH	GE CAP RETAIL BK UTAH CD	\$ 50,368.86	\$ 50,000.00
36160JP93	CASH	GOLDMAN SACHS BK USA NEW YORK CD	\$ 20,132.99	\$ 20,000.00
36162J106	COMMON STOCK	GEO GROUP INC (THE) COM USD0.01 NEW	\$ 74,369.46	\$ 75,275.70
36164Y101	COMMON STOCK	GCP APPLIED TECHNOLOGIES INC CASH MRG \$32.0 9/27/22	\$ 1,175.62	

Schedule H, Line 4i - Schedule of Assets (Acquired and Disposed of Within the Year)

(a) Identity of issue, borrower, lessor or similar party & (b) Description of investment including maturity date, rate of interest, collateral, par or maturity value			(c) Cost of Acquisitions	(d) Proceeds of Dispositions
Cusip	Security Type	Security Name		
37954Y152	COMMON STOCK	GLOBAL X FDS GLOBAL X HYDROGEN ETF	\$ 4,757.50	\$ 4,697.45
37954Y160	COMMON STOCK	GLOBAL X FDS 1:4 R/S 12/20/22 37960A735	\$ 53,081.60	\$ 33,678.90
37954Y186	COMMON STOCK	GLOBAL X FDS CLEAN WTR ETF	\$ 3,009.98	\$ 2,690.07
37954Y236	COMMON STOCK	GLOBAL X FDS DATA CTR REITS & DIGITAL IN	\$ 14,808.00	\$ 12,685.84
37954Y244	COMMON STOCK	GLOBAL X FDS 1:3 R/S 12/20/22 37960A693	\$ 367.22	\$
37954Y269	COMMON STOCK	GLOBAL X FDS NASDAQ 100 COVERED CALL & G	\$ 39,371.71	\$ 40,164.41
37954Y293	COMMON STOCK	GLOBAL X FDS GLB X MLP ENRG I ETF	\$ 55,337.13	\$ 60,111.67
37954Y319	COMMON STOCK	GLOBAL X FDS MSCI GREECE ETF	\$ 2,208.57	\$ 1,862.75
37954Y343	COMMON STOCK	GLOBAL X FDS GLBL X MLP ETF	\$ 36,594.08	\$ 38,822.50
37954Y384	COMMON STOCK	GLOBAL X FDS CYBRSCURTY ETF	\$ 15,201.15	\$ 13,907.66
37954Y392	COMMON STOCK	GLOBAL X FDS VDEO GAM ESPRT ETF	\$ 5,646.00	\$ 4,409.42
37954Y426	COMMON STOCK	GLOBAL X FDS 1:6 R/S 6/13/22 37954Y145	\$ 7,783.52	\$ 2,513.01
37954Y434	COMMON STOCK	GLOBAL X FDS GENOMIC \$ ' 15,201.15 \$	13,907.66	
GLOBAL X OUD				

Schedule H, Line 4i - Schedule of Assets (Acquired and Disposed of Within the Year)

(a) Identity of issue, borrower, lessor or similar party &

(b) Description of investment including maturity date, rate of interest, collateral, par or maturity value

Cusip

Security Type

Security Name

(c) Cost of Acquisitions

(d) Proceeds of Dispositions

Schedule H, Line 4i - Schedule of Assets (Acquired and Disposed of Within the Year)

(a) Identity of issue, borrower, lessor or similar party & (b) Description of investment including maturity date, rate of interest, collateral, par or maturity value			(c) Cost of Acquisitions	(d) Proceeds of Dispositions
Cusip	Security Type	Security Name		
44134R792	MUTUAL FUNDS	HOTCHKIS & WILEY FUNDS VALUE OPP A	\$ 70,052.79	\$ 69,768.43

Schedule H, Line 4i - Schedule of Assets (Acquired and Disposed of Within the Year)

(a) Identity of issue, borrower, lessor or similar party & (b) Description of investment including maturity date, rate of interest, collateral, par or maturity value			(c) Cost of Acquisitions	(d) Proceeds of Dispositions
<u>Cusip</u>	<u>Security Type</u>	<u>Security Name</u>		
45686J104	COMMON STOCK	INFRASTRUCTURE AND ENERGY ALTE MRG \$10.50 & .0483:1 10/10/22		139,195.68

Schedule H, Line 4i - Schedule of Assets (Acquired and Disposed of Within the Year)

(a) Identity of issue, borrower, lessor or similar party &

(b) Description of investment including maturity date, rate of interest, collateral, par or maturity value

Cusip

Security Type

Security Name

(c) Cost of Acquisitions

(d) Proceeds of Dispositions

Schedule H, Line 4i - Schedule of Assets (Acquired and Disposed of Within the Year)

(a) Identity of issue, borrower, lessor or similar party & (b) Description of investment including maturity date, rate of interest, collateral, par or maturity value			(c) Cost of Acquisitions	(d) Proceeds of Dispositions
Cusip	Security Type	Security Name		
46138K103	COMMON STOCK	INVESCO CCY SHS EURO TR EURO SHS ETF	\$ 5,021.47	\$ 5,020.23
46138M109	COMMON STOCK	INVESCO CCY SHS BRIT POUND STL BRIT POUN STRL ETF	\$ 15,754.49	\$ 16,039.67
46138R108	COMMON STOCK	INVESCO CCY SHS SWISS FRANC TR SWISS FRANC ETF	\$ 680.84	\$ 668.83
46141P321	MUTUAL FUNDS	. ZACKS		

Schedule H, Line 4i - Schedule of Assets (Acquired and Disposed of Within the Year)

(a) Identity of issue, borrower, lessor or similar party & (b) Description of investment including maturity date, rate of interest, collateral, par or maturity value			(c) Cost of Acquisitions	(d) Proceeds of Dispositions
Cusip	Security Type	Security Name		
46434G848	COMMON STOCK	ISHARES INC MSCI GBL ETF NEW	\$ 195,338.54	\$ 173,980.99
46434G855	COMMON STOCK	ISHARES INC MSCI GBL GOLD MN ETF	\$ 80.91	\$ 97.95
46434G863	COMMON STOCK	ISHARES INC ESG AWARE MSCI EM ETF	\$ 41,272.04	\$ 38,533.80
46434G889	COMMON STOCK	ISHARES INC MSCI EMERGING MARKETS MULTI	\$ 174,956.72	\$ 162,095.25
46434V100	COMMON STOCK	ISHARES TRUST 0 5YR INVT GR CP ETF	\$ 20,397.36	\$ 78,371.88
46434V274	COMMON STOCK	ISHARES TRUST INTERNATIONAL EQUITY FACTOR	\$ 19,707.93	\$ 20,397.36
46434V290	COMMON STOCK	ISHARES TRUST MSCI USA SMALL CAP MULTIFAC	\$ 93,416.83	\$ 81,882.99
46434V381	COMMON STOCK	ISHARES TRUST EXPONENTIAL TECH ETF	\$ 2,642.80	\$ 1,893.95
46434V407	COMMON STOCK	ISHARES TRUST 0 5YR HI YL CP ETF	\$ 4,290.00	\$ 4,137.47
46434V423	COMMON STOCK	ISHARES TRUST MSCI SAUDI ARBIA ETF	\$ 51,777.61	\$ 51,766.29
46434V456	COMMON STOCK	ISHARES TRUST MSCI INTL QUALITY FACTOR		

Schedule H, Line 4i - Schedule of Assets (Acquired and Disposed of Within the Year)

(a) Identity of issue, borrower, lessor or similar party & (b) Description of investment including maturity date, rate of interest, collateral, par or maturity value			(c) Cost of Acquisitions	(d) Proceeds of Dispositions
Cusip	Security Type	Security Name		
48253L205	COMMON STOCK	KLX ENERGY SERVICES HLDGS INC COM	\$ 26,181.16	\$ 29,828.57
48268K101	COMMON STOCK	KT CORPORATION ADR SPONSORED	\$ 6,285.00	\$ 6,336.08
48282T104	COMMON STOCK	KADANT INC COM	\$ 5,070.56	\$ 4,675.15
48553T106	COMMON STOCK	KANZHUN LTD ADR	\$ 25,659.48	\$ 24,914.51
48576A100	COMMON STOCK	KARUNA THERAPEUTICS INC COM	\$ 10,941.51	\$ 10,531.24
48576U106	COMMON STOCK	KARYOPHARM THERAPEUTICS INC COM		

Schedule H, Line 4i - Schedule of Assets (Acquired and Disposed of Within the Year)

Cusip

Security Type

(c) Cost of Acquisitions (d) Proceeds of Dispositions

Schedule H, Line 4i - Schedule of Assets (Acquired and Disposed of Within the Year)

(a) Identity of issue, borrower, lessor or similar party & (b) Description of investment including maturity date, rate of interest, collateral, par or maturity value	(c) Cost of Acquisitions	(d) Proceeds of Dispositions
<u>Cusip</u>		
<u>Security Type</u>		
<u>Security Name</u>		
57055L107		
COMMON STOCK		
MARKER THERAPEUTICS		

Schedule H, Line 4i - Schedule of Assets (Acquired and Disposed of Within the Year)

(a) Identity of issue, borrower, lessor or similar party & (b) Description of investment including maturity date, rate of interest, collateral, par or maturity value			(c) Cost of Acquisitions	(d) Proceeds of Dispositions
Cusip	Security Type	Security Name		
60255C802	COMMON STOCK	MIND MEDICINE (MINDMED) INC 1:15 R/S 8/29/22 60255C885	\$ 30,584.15	\$ 32,579.69
60255C885	COMMON STOCK	MIND MEDICINE (MINDMED) INC COM	\$ 4,133.67	\$ 3,851.10
60343F106	COMMON STOCK	MINERVA SURGICAL INC COM	\$ 1,676.44	\$ 1,275.04
60436Q209	COMMON STOCK	MINORITY EQUALITY OPPORTUNITIE UNIT 1 CL A & 1 WT EXP	\$ 144.62	\$ 141.54
60468T105	COMMON STOCK	MIRATI THERAPEUTICS INC COM	\$ 17,253.22	\$ 13,215.54
60471A101	COMMON STOCK	MIRION TECHNOLOGIES INC COM CL A	\$ 10,470.00	\$ 8,049.84
60500F105	COMMON STOCK	MISSFRESH LTD 1:30 R/S 10/17/22 60500F204	\$ 10,351.26	\$ 6,711.81
60510V108	COMMON STOCK	MISSION PRODUCE INC COM	\$ 4,695.11	\$ 3,660.86
60685BLQ2	CASH	MIZRAHI TEFAHOT BK LTD (USA) CD	\$ 7,998.81	\$ 8,000.00
60685BLS8	CASH	MIZRAHI TEFAHOT BK LTD (USA) CD	\$ 2,999.32	\$ 3,000.00
60687Y109	COMMON STOCK	MIZUHO FINANCIAL GROUP ADR SPONSORED	\$ 6,117.17	\$ 4,934.69
60688N102	COMMON STOCK	MIX TELEMATICS LTD ADR SPONSORED	\$ 403.52	\$ 384.00
60741F104	COMMON STOCK	MOBILEYE GLOBAL INC COM	\$ 306,303.47	\$ 304,413.75
60742B102	COMMON STOCK	MOBILICOM LTD ADR	\$ 16,500.80	\$ 15,515.60
60743F508	COMMON STOCK	MOBIQUITY TECHNOLOGIES INC COM	\$ 10,688.06	\$ 8,335.33
60770K107	COMMON STOCK	MODERNA INC COM	\$ 3,702,175.91	\$ 3,227,258.74
60786M105	COMMON STOCK	MOELIS & COMPANY COM CL A	\$ 12,502.00	\$ 8,723.95
60800C109	COMMON STOCK	MOGO INC COM	\$ 28,463.14	\$ 22,184.98
60852L106	COMMON STOCK	MOLECULAR DATA INC 1:15 R/S 5/23/22 604.2U405T7.7538.0308TC08U,OL00372395Tf.22610TD(COM)T7B4T0.05030TD0003Tf.22610		
COMMON STOCK	MOLECULAR			

Schedule H, Line 4i - Schedule of Assets (Acquired and Disposed of Within the Year)

(a)

(c) Cost of Acquisitions (d) Proceeds of Dispositions

Cusip Security Type Security Name

Schedule H, Line 4i - Schedule of Assets (Acquired and Disposed of Within the Year)

(a) Identity of issue, borrower, lessor or similar party & (b) Description of investment including maturity date, rate of interest, collateral, par or maturity value	(c) Cost of Acquisitions	(d) Proceeds of Dispositions						
<table><thead><tr><th data-bbox="32 149 191 193"><u>Cusip</u></th><th data-bbox="191 149 391 193"><u>Security Type</u></th><th data-bbox="391 149 1040 193"><u>Security Name</u></th></tr></thead><tbody><tr><td data-bbox="32 193 191 226">66987V109</td><td data-bbox="191 193 391 226">COMMON</td><td data-bbox="391 193 1040 226"></td></tr></tbody></table>	<u>Cusip</u>	<u>Security Type</u>	<u>Security Name</u>	66987V109	COMMON			
<u>Cusip</u>	<u>Security Type</u>	<u>Security Name</u>						
66987V109	COMMON							

Schedule H, Line 4i - Schedule of Assets (Acquired and Disposed of Within the Year)

(a) Identity of issue, borrower, lessor or similar party & (b) Description of investment including maturity date, rate of interest, collateral, par or maturity value			(c) Cost of Acquisitions	(d) Proceeds of Dispositions
Cusip	Security Type	Security Name		
68134L109	COMMON STOCK	OLO INC COM CL A	\$ 88,061.32	\$ 82,334.69
68162K106	COMMON STOCK	OLYMPIC STEEL INC COM	\$ 78,328.51	\$ 79,287.43
68213N109	COMMON STOCK	OMNICELL INC COM	\$ 79,442.63	\$ 58,603.32
68217M107	COMMON STOCK	OMNIQ CORP COM	\$ 5,390.44	\$ 5,227.07
68217N105	COMMON STOCK	OMEGA THERAPEUTICS INC COM	\$ 6,879.66	\$ 7,302.18
68218J103	COMMON STOCK	OMNIAB INC COM	\$ 753.29	\$ 779.45
68218L116	WARRANTS	OMNICHANNEL ACQUISITION CORP WARRANT	\$ 536.67	\$ 5.99
68232V801	COMMON STOCK	ONCONOVA THERAPEUTICS INC COM	\$ 4,160.70	\$ 2,695.02
68234L306	COMMON STOCK	ONCOSEC MEDICAL INCORPORATED 1:22 R/S 11/9/22 68234L405	\$	\$
COMMON STOCK	OMEGAMEDICAL INCORPORATED 1:22		\$	\$
ON				

Schedule H, Line 4i - Schedule of Assets (Acquired and Disposed of Within the Year)

(a) Identity of issue, borrower, lessor or similar party & (b) Description of investment including maturity date, rate of interest, collateral, par or maturity value			(c) Cost of Acquisitions	(d) Proceeds of Dispositions
Cusip	Security Type	Security Name		
69242M104	COMMON STOCK	OYSTER ENTERPRISES ACQUISITION LIQ @\$10.07838137/SH 12/20/22	\$ 1,976.00	\$ 1,970.08
69269L104	COMMON STOCK	OZON HLDGS PLC ADR	\$ 148.05	\$ 79.46
69291A100	COMMON STOCK	PHX MINERALS INC COM CL A	\$ 24,459.80	\$ 33,488.52
69318FAG3	BONDS	PBF HOLDING CO LLC NOTE CLBL	\$ 60,562.50	\$ 81,201.14
69318G106	COMMON STOCK	PBF ENERGY INC COM CL A	\$ 561,381.51	\$ 562,590.69
69327R101	COMMON STOCK	PDC ENERGY INC COM	\$ 25,236.73	\$ 27,074.01
69329Y104	COMMON STOCK	PDL BIOPHARMA INC COM DELISTED	\$	\$
69331C108	COMMON STOCK	PG&E CORP COM	\$ 420,912.22	\$ 424,885.01
69343T107	COMMON STOCK	PJT PARTNERS INC COM CL A	\$ 296.36	\$ 232.76
69344D408	COMMON STOCK	PLDT INC GDR SPONSORED	\$ 13,753.24	\$ 12,197.90
69346H100	COMMON STOCK	PGIM HIGH YIELD BOND FUND INC COM	\$ 16,050.00	\$ 12,750.00
69349H107	COMMON STOCK	PNM RESOURCES INC COM	\$ 13,322.60	\$ 13,330.95
69351T106	COMMON STOCK	PPL CORP COM	\$ 124,430.94	\$ 118,880.98
69353Y103	COMMON STOCK	PMV PHARMACEUTICALS INC COM	\$ 1,989.74	\$ 2,024.14
69360J107	COMMON STOCK	PS BUSINESS PARKS INC CALIF CSH MRG \$182.25/SH 7/20/22	\$ 2,404.49	\$ 2,278.64
69360J552	PREFERRED STOCK	PS BUSINESS PARKS INC CALIF 4.875 DP SHS REP 1/1000 *CLBL	\$ 116,618.34	\$ 95,912.39
69366J200	COMMON STOCK	PTC THERAPEUTICS INC COM	\$ 9,345.69	\$ 9,760.15
69370C100	COMMON STOCK	PTC INC COM	\$ 1,151.59	\$ 1,068.74
69374H105	COMMON STOCK	PACER FDS TR TRENDP US LAR CP ETF	\$ 3,198.58	\$ 2,915.96
69374H402	COMMON STOCK	PACER FDS TR US EXPORT LEAD	\$ \$ \$	\$ \$ \$
69374H402	COMMON STOCK	PACER FDS TR PACIFIC	\$ \$ \$	\$ \$ \$

Schedule H, Line 4i - Schedule of Assets (Acquired and Disposed of Within the Year)

(a) Identity of issue, borrower, lessor or similar party & (b) Description of investment including maturity date, rate of interest, collateral, par or maturity value			(c) Cost of Acquisitions	(d) Proceeds of Dispositions
<u>Cusip</u>	<u>Security Type</u>	<u>Security Name</u>		
70931T103	COMMON STOCK	PENNYMAC MTG INVEST TRUST COM	\$	22,858.55

Schedule H, Line 4i - Schedule of Assets (Acquired and Disposed of Within the Year)

(a) Identity of issue, borrower, lessor or similar party & (b) Description of investment including maturity date, rate of interest, collateral, par or maturity value			(c) Cost of Acquisitions	(d) Proceeds of Dispositions
Cusip	Security Type	Security Name		
72815L107	COMMON STOCK	PLAYTIKA HLDG CORP COM	\$ 518.70	\$ 325.79
72919P202	COMMON STOCK	PLUG POWER INC COM	\$ 2,977,056.34	\$ 2,820,720.51
72940R300	COMMON STOCK	COM URISTEM		

Schedule H, Line 4i - Schedule of Assets (Acquired and Disposed of Within the Year)

(a)

(c) Cost of Acquisitions (d) Proceeds of Dispositions

Cusip Security Type Security Name

Schedule H, Line 4i - Schedule of Assets (Acquired and Disposed of Within the Year)

(a) Identity of issue, borrower, lessor or similar party & (b) Description of investment including maturity date, rate of interest, collateral, par or maturity value			(c) Cost of Acquisitions	(d) Proceeds of Dispositions
Cusip	Security Type	Security Name		
74915M308	PREFERRED STOCK	QURATE RETAIL INC 8% FIXED RATE CUM RED PF *CLBL	\$ 31,494.98	\$ 27,249.72
74925K573	MUTUAL FUNDS	RBB BP L/S RESEARCH INV	\$ 7,186.12	\$ 7,000.00
74933W486	COMMON STOCK	RBB FUND INC US TREASURY 2 YEAR NOTE ETF	\$ 244.73	\$ 244.89
74933W635	COMMON STOCK	RBB FUND INC MOTLEY FOOL GLOBAL OPPORTUN	\$ 19,248.00	\$ 14,308.39
74933W650	COMMON STOCK	RBB FUND INC MOTLEY FOOL NEXT INDEX ETF	\$ 35,670.21	\$ 31,213.26
74933W783	MUTUAL FUNDS	RBB FUND INC SGI PEAK GROWTH I	\$ 133,383.42	\$ 125,696.01
74933W874	COMMON STOCK	RBB FUND INC MOTLEY FOOL SMALL CAP GRWTH	\$ 23,848.50	\$ 23,347.87
74933X203	COMMON STOCK	RA MEDICAL SYSTEMS INC 1:50 R/S 10/3/22 74933X302	\$ 5,084.57	\$ 2,074.14
74933X302	COMMON STOCK	RA MEDICAL SYSTEMS INC COM	\$ 142,160.63	\$ 151,771.91
74934Q108	COMMON STOCK	RCI		

Schedule H, Line 4i - Schedule of Assets (Acquired and Disposed of Within the Year)

(a) Identity of issue, borrower, lessor or similar party &
(b) Description

Cusip Security Type Security Name

(c) Cost of Acquisitions (d) Proceeds of Dispositions

Schedule H, Line 4i - Schedule of Assets (Acquired and Disposed of Within the Year)

(a) Identity of issue, borrower, lessor or similar party & (b) Description of investment including maturity date, rate of interest, collateral, par or maturity value			(c) Cost of Acquisitions	(d) Proceeds of Dispositions
Cusip	Security Type	Security Name		
78468R549	COMMON STOCK	SPDR OILGAS EQUIP ETF	\$ 114,398.54	\$ 101,805.71
78468R556	COMMON STOCK	SPDR S&P OILGAS EXP ETF	\$ 1,872,437.02	\$ 1,998,447.71
78468R606	COMMON STOCK	SPDR PORTFLI HIGH YLD ETF	\$ 22,340.60	\$ 21,654.97
78468R614	COMMON STOCK	SPDR BLOOMBERG SASB CORP BD ESG	\$ 10,461.22	\$ 10,162.18
78468R622	COMMON STOCK	SPDR BLOOMBERG HIGH YIELD BOND ETF	\$ 232,343.76	\$ 222,082.67
78468R630	COMMON STOCK	SPDR S&P KENSHO FINAL ETF	\$ 3,191.24	\$ 3,080.15
78468R648	COMMON STOCK	SPDR S&P KENSHO NEW ECON COMP ETF	\$ 3,006.45	\$ 2,610.30
78468R655	COMMON STOCK	SPDR S&P KENSHO CLEAN ETF	\$ 11,813.49	\$ 11,042.27
78468R663	COMMON STOCK	SPDR BLOOMBERG 1 3 MONTH T BILL ETF	\$ 1,766,476.60	\$ 1,766,371.82
78468R671	COMMON STOCK	SPDR S&P KENSHO FUTRE ETF	\$ 1,755.60	\$ 1,591.18
78468R689	COMMON STOCK	SPDR S&P KENSHO SMART ETF	\$ 11,349.17	\$ 9,452.10
78468R739	COMMON STOCK	SPDR SPDR NUVEEN BLOMBERG SHRT T	\$ 94.13	\$ 93.97
78468R747	COMMON STOCK	SPDR MSCI USA GENDER DIVERSITY E	\$ 102.21	\$ 92.16
78468R788	COMMON STOCK	SPDR PRTFLO S&P500 HI ETF	\$ 704,724.67	\$ 701,999.59
78468R796	COMMON STOCK	SPDR SPDR S&P 500 ETF	\$ 17,315.98	\$ 15,039.67
78468R812	COMMON STOCK	SPDR MSCI USA STRTGIC ETF	\$ 34,532.10	\$ 30,419.14
78468R853	COMMON STOCK	SPDR PORTFOLIO S&P 600 SM CAP ETF	\$ 25,546.86	\$ 23,723.32
78468R861	COMMON STOCK	SPDR BLOOMBERG 1 10 YEAR TIPS ETF	\$ 42,108.02	\$ 40,962.93
78469C103	COMMON STOCK	SP PLUS CORP COM	\$ 7,118.64	\$ 6,558.87
78469X107	COMMON STOCK	SPX FLOW INC CSH MRG \$86.50/SH 4/5/22	\$ 7,702.47	\$ 7,621.97
78470P408	COMMON STOCK	SSGA ACTIVE TR SPDR SSGA US SCT ETF	\$ 1,309.38	\$ 1,317.94
78472F101	COMMON STOCK	CAREHEALTH CARE REIT SOC TELEMED INC CSH MRG \$3.00/SH 4/7/22	\$ 60,868.68	\$ 61,278.57
78472M106	COMMON STOCK	SRAX INC COM CL A	\$ 7,031.89	\$ 6,909.57
78472P109	MUTUAL FUNDS	STATE STREET GLOBAL ADVISORS S&P 500 INDEX N	\$ 136,848.72	\$ 109,164.62
78472W104	COMMON STOCK	SOZ BIOTECHNOLOGIES CO COM	\$ 14,752.45	\$ 14,688.79
78486Q101	COMMON STOCK	SVB FINANCIAL GROUP COM	\$ 83,553.85	\$ 75,523.13
78501P203	COMMON STOCK	SVK HOLDINGS CORPORATION COM	\$ 22,566.00	\$ 19,995.99
78518H103	COMMON STOCK	SABA CAP INCOME & OPPORTUNITIE 1:2 R/S 5/20/22 78518H202	\$ 1,052.32	\$
78573L106	COMMON STOCK	SABRA HEALTH CARE REIT 100000 USD0.01A	\$ 70,055.86	\$ 75,771.02
78573M104	COMMON STOCK	SABRE CORP COM	\$ 374,653.36	\$ 414,810.10
78590A109	COMMON STOCK	SACHEM CAPITAL CORP COM USD0.001	\$ 37,147.06	\$ 35,700.71
78590A307	COMMON STOCK	SACHEM CAPITAL CORP 6.875% NTS 30/12/24 USD2 *CLBL	\$ 12,575.00	\$ 12,622.83
78590A406	COMMON STOCK	SACHEM CAPITAL CORP 7.75% NOTES DUE 30/09/20 *CLBL	\$ 5,150.00	\$ 5,132.95
78643B401	COMMON STOCK	ALARUM TRF INC 100000 USD0.01A	\$	\$

Schedule H, Line 4i - Schedule of Assets (Acquired and Disposed of Within the Year)

(a) Identity of issue, borrower, lessor or similar party &

(b) Description of investment including maturity date, rate of interest, collateral, par or maturity value

Cusip

Security Type

Security Name

(c) Cost of Acquisitions

(d) Proceeds of Dispositions

Schedule H, Line 4i - Schedule of Assets (Acquired and Disposed of Within the Year)

(a) Identity of issue, borrower, lessor or similar party & (b) Description of investment including maturity date, rate of interest, collateral, par or maturity value			(c) Cost of Acquisitions	(d) Proceeds of Dispositions
Cusip	Security Type	Security Name		
82661L101	COMMON STOCK	SIGMATRON INTERNATIONAL INC COM	\$ 402.87	\$ 389.22
82669G104	COMMON STOCK	SIGNATURE BANK COM	\$ 339,057.22	\$ 304,132.55
82671G100	COMMON STOCK	SIGNIFY HEALTH INC COM CL A	\$ 94,517.39	\$ 109,814.99
82706C108	COMMON STOCK	SILICON MOTION TECHNOLOGY CORP ADR	\$ 106,439.11	\$ 105,623.45
82711P201	COMMON STOCK	SILO PHARMA INC COM	\$ 4,833.40	\$ 4,677.15
82770L109	COMMON STOCK	SILVER ELEPHANT MINING CORP 1:10 R/S 1/18/22 82770L307	\$ 537.21	\$
82835P103	COMMON STOCK	SILVERCORP METALS INC COM	\$ 119,222.98	\$ 118,938.18
82836G102	COMMON STOCK	SILVERBOW RESOURCES INC COM	\$ 64,440.41	\$ 64,015.02
82836L101	COMMON STOCK	SILVERBOX ENGAGED MERGER CORP 1:1 EXC 2/10/22 05601U105	\$ 46,910.20	\$ 4,542.27
82836L119	WARRANTS	SILVERBOX ENGAGED MERGER CORP 1:1 EXC 2/10/22 05601U113	\$ 434.06	\$ 147.02
828373JP6	CASH	SILVERGATE BK LA MESA CALIF CD	\$ 100,000.00	\$ 100,000.00
82837P408	COMMON STOCK	SILVERGATE CAPITAL CORPORATION COM CL A	\$ 1,280,113.32	\$ 1,083,304.01
82869ABP9	CASH	SIMMONS BANK CD MTHLY	\$ 10,000.00	\$ 10,000.00
82880R111	WARRANTS	SIMON PPTY GROUP ACQ HLDGS INC WARRANT	\$ 171.70	\$ 149.98
82889N103	COMMON STOCK	SIMPLIFY EXCHANGE TRADED FDS US EQUITY PLUS CONVEXITY ETF	\$ 1,820.53	\$ 1,812.37
82889N202	COMMON STOCK	SIMPLIFY EXCHANGE TRADED FDS US EQUITY PLUS DOWNSIDE ETF	\$ 74,793.11	\$ 65,594.34
82889N400	COMMON STOCK	SIMPLIFY EXCHANGE TRADED FDS SIMP NASDAQ 100 PLUS CONVEX	\$ 1,675.39	\$ 1,669.98
82889N707	COMMON STOCK	SIMPLIFY EXCHANGE TRADED FDS LIQ \$3.62819 6/27/22	\$ 423.02	\$ 422.50
82889N772	COMMON STOCK	SIMPLIFY EXCHANGE TRADED FDS HEALTH CARE ETF	\$ 46,685.01	\$ 45,642.82
82889N780	COMMON STOCK	SIMPLIFY EXCHANGE TRADED FDS TAIL RISK STRATEGY ETF	\$ 8,619.24	\$ 7,775.77
82889N806	COMMON STOCK	SIMPLIFY EXCHANGE TRADED FDS LIQ \$5.32952 6/27/22	\$ 508.46	\$ 378.49
82889N848	COMMON STOCK	SIMPLIFY EXCHANGE TRADED FDS SIMPLIFY US EQUITY PLUS GBT	\$ 9,089.30	\$ 8,177.45
82889N855	COMMON STOCK	SIMPLIFY EXCHANGE TRADED FDS SIMPLIFY INT RATE HEDGE ETF	\$ 406,756.27	\$ 404,624.59
82889N871	COMMON STOCK	SIMPLIFY EXCHANGE TRADED FDS VOLT CLUD & CYBERSECURITY D	\$ 1,528.00	\$ 1,261.11
82889N889	COMMON STOCK	SIMPLIFY EXCHANGE TRADED FDS VOLT ROBOCAR DISRUPTION ETF	\$ 23,668.13	\$ 25,564.49
82900L102	COMMON STOCK	SIMPLY GOOD FOODS COMPANY COM	\$ 177,518.24	\$ 174,492.00
82933R100	COMMON STOCK	SINGULAR GENOMICS SYSTEMS INC COM	\$ 276.50	\$ 220.95
82935V208	COMMON STOCK	SINGULARITY FUTURE TECH LTD COM	\$ 165,272.38	\$ 166,608.79
82968B103	COMMON STOCK	SIRIUS XM HOLDINGS INC COM	\$ 136,426.47	\$ 136,548.56
82981J109	COMMON STOCK	SITE CENTERS CORP COM USD0.10	\$ 319.30	\$ 268.09
82982L103	COMMON STOCK	SITEONE LANDSCAPE SUPPLY INC COM	\$ 85,347.00	\$ 56,639.37
82982T106	COMMON STOCK	SITIME CORPORATION COM	\$ 100,073.41	\$ 93,489.29
82982V101	COMMON STOCK	SITIO ROYALTIES CORP 1:1 EXC 12/29/22 82983N108	\$ 32,085.66	\$ 1,023,574.83
829RGT026	WARRANTS	SINTX TECHNOLOGIES INC RIGHTS	\$	\$
83001A102	COMMON STOCK	SIX FLAGS ENT CORP NEW COM	\$ 56,131.43	\$ 70,445.19
83013Q509	COMMON STOCK	SIYATA MOBILE INC COM	\$ 37,814.85	\$ 33,271.81
83056P715	COMMON STOCK	SKEENA RESOURCES COM	\$ 4,551.92	\$ 4,454.72
83066P119	WARRANTS	SKILLSOFT CORP WARRANT	\$ 60.76	\$ 26.49
83066P200	COMMON STOCK	SKILLSOFT CORP COM CL A	\$ 1,531.48	\$ 1,439.46
83067L109	COMMON STOCK	SKILLZ INC COM	\$ 489,787.71	\$ 366,531.29
83085C107	COMMON STOCK	SKY HARBOUR GROUP CORPORATION COM CL A	\$ 79,775.75	\$ 81,302.91
83085C115	WARRANTS	SKY HARBOUR GROUP CORPORATION WARRANT	\$	\$ 2,961.86
83086L205	COMMON STOCK	SKYLIGHT HEALTH GROUP INC COM	\$ 114.50	\$ 116.99
83088M102	COMMON STOCK	SKYWOKS SOLUTIONS INC COM	\$ 635,862.74	\$ 569,273.65
83089J108	COMMON STOCK	SKYWATER TECHNOLOGY INC COM	\$ 101,686.78	\$ 121,462.12
83125X103	COMMON STOCK	SLEEP NUMBER CORPORATION COM	\$ 131,752.00	\$ 121,875.09
83190L208	COMMON STOCK	SMARTFINANCIAL INC COM	\$ 1,053.66	\$ 1,064.32
83191H107	COMMON STOCK	SMART SAND INC COM	\$ 2,332.50	\$ 2,472.32
83192H106	COMMON STOCK	SMILEDIRECTCLUB INC COM CL A	\$ 99,121.53	\$ 94,480.61
83193G107	COMMON STOCK	SMARTRENT INC COM CL A	\$ 18,821.82	\$ 18,595.91
83200N103	COMMON STOCK	SMARTSHEET INC COM CL A	\$ 108,328.21	\$ 103,704.72
83204U103	COMMON STOCK	SMART FOR LIFE INC COM	\$ 1,417.86	\$ 1,105.76
83301J100	COMMON STOCK	SNAIL INC COM	\$ 398.57	\$ 299.98
83304A106	COMMON STOCK	SNAP INC COM CL A	\$ 4,201,088.78	\$ 3,897,510.28
83307B101	COMMON STOCK	SNDL INC COM	\$ 21,919.90	\$ 73,884.63
83336J208	COMMON STOCK	SNOW LAKE RESOURCES LTD COM	\$ 54,087.96	\$ 51,923.96
83362P995	WARRANTS	SRAX INC RIGHT EXPIRES 12/31/2020	\$	\$
83363K201	COMMON STOCK	SOCIAL LEVERAGE ACQUISITION CO UNIT 1 CL A & 1/4 WT EXP	\$ 10,005.00	\$ 9,879.82
83369MD33	BONDS	SOCIETE GENERALE NOTE M/W CONV CLBL STEP 1.5% 1	\$ 9,233.77	\$ 8,358.81
83370P102	COMMON STOCK	SOCIETY PASS INC COM	\$ 44,529.64	\$ 42,569.71
83406F102	COMMON STOCK	SOFI TECHNOLOGIES INC COM	\$ 9,239,183.95	\$ 7,705,496.78
83413U100	COMMON STOCK	SLR INVESTMENT CORP COM	\$ 9,111.23	\$ 8,847.00
83416M105	COMMON STOCK	SLR SENIOR INVESTMENT CORP .7796:1 EXC 4/4/22 83413U100	\$ 12,424.23	\$
83417M104	COMMON STOCK	SOLAREGE TECHNOLOGIES INC COM	\$ 849,651.55	\$ 845,022.92
83417Q204	COMMON STOCK	SOLARWINDS CORPORATION COM	\$ 17,817.41	\$ 17,844.68
83418M103	COMMON STOCK	SOLARIS OILFIELD INFRASTRUCTUR COM CL A	\$ 12,382.89	\$ 13,795.27

Schedule H, Line 4i - Schedule of Assets (Acquired and Disposed of Within the Year)

(a) Identity of issue, borrower, lessor or similar party & (b) Description of investment including maturity date, rate of interest, collateral, par or maturity value			(c) Cost of Acquisitions	(d) Proceeds of Dispositions
Cusip	Security Type	Security Name		
86150R107	COMMON STOCK	STOKE THERAPEUTICS INC COM	\$ 863.64	\$ 472.68
86164T107	COMMON STOCK	VIRTUS STONE HARBOR EMRG COM	\$ 67,378.65	\$ 60,546.14
86164W100	COMMON STOCK	VIRTUS STONE HBR EMRG TOTL INC COM	\$ 17,328.54	\$ 15,566.37
86184W106	COMMON STOCK	STONEMOR INC CSH MRG \$3.50/SH 11/4/22	\$ 229,582.23	

Schedule H, Line 4i - Schedule of Assets (Acquired and Disposed of Within the Year)

(a) Identity of issue, borrower, lessor or similar party & (b) Description of investment including maturity date, rate of interest, collateral, par or maturity value			(c) Cost of Acquisitions	(d) Proceeds of Dispositions
Cusip	Security Type	Security Name		
88557W101	COMMON STOCK	360 DIGITECH INC ADR	\$ 54,244.06	\$ 50,592.90
88579Y101	COMMON STOCK	3M COMPANY COM	\$ 992,735.22	\$ 929,684.48
88579YBJ9	BONDS	3M COMPANY NOTE M/W CLBL	\$ 5,133.81	\$ 4,923.21
88634T402	COMMON STOCK	TIDAL ETF TRUST II THE MEET KEVIN PRICING PWR	\$ 299.51	\$ 268.48
88642R109	COMMON STOCK	TIDEWATER INC NEW COM	\$ 16,161.86	\$ 19,244.71
88651M108	COMMON STOCK	TIER ONE SILVER INC COM 6,713.86	\$ 650.00	\$ 225.00
88688T100	COMMON STOCK	TILRAY BRANDS INC COM	\$ 847,938.50	\$ 779,135.76
88822Q103	COMMON STOCK	TIPTREE INC COM	\$ 12,089.00	\$ 12,649.57
88825H118	WARRANTS	TISHMAN SPEYER INNOVATION CORP WARRANT	\$ 771.10	\$ 0.80
88825H209	COMMON STOCK	TISHMAN SPEYER INNOVATION CORP LIQ \$10/SH 12/1/22	\$ 1,182.00	\$ 1,186.31
88830M102	COMMON STOCK	TITAN INTL INC COM	\$ 142,779.72	\$ 136,730.60
88830R101	COMMON STOCK	TITAN MACHINERY INC COM	\$ 7,041.21	\$ 5,715.14
88830X819	COMMON STOCK	TITAN MEDICAL INC COM	\$ 6,713.86	\$ 7,005.15
88870R102	COMMON STOCK	TIVITY HEALTH INC CSH MRG \$32.50/SH 6/29/22	\$ 9,597.72	\$ 11,797.50
89055F103	COMMON STOCK	TOPBUILD CORP COM	\$ 73,049.70	\$ 50,207.50
89142B107	COMMON STOCK	TORRID HOLDINGS INC COM	\$ 11,098.91	\$ 11,284.29
89147L886	COMMON STOCK	TORTOISE ENERGY INFRASTRUCTURE COM	\$ 21,380.05	\$ 22,930.15
89148H207	COMMON STOCK	TORTOISE PIPELINE & ENERGY FUN COM	\$ 2,284.00	\$ 2,515.98
89155H629	MUTUAL FUNDS	TOUCHSTONE FUNDS STOCK TIER		

Schedule H, Line 4i - Schedule of Assets (Acquired and Disposed of Within the Year)

(a) Identity of issue, borrower, lessor or similar party & (b) Description of investment including maturity date, rate of interest, collateral, par or maturity value			(c) Cost of Acquisitions	(d) Proceeds of Dispositions
<u>Cusip</u>	<u>Security Type</u>	<u>Security Name</u>		
912796YE3	BONDS	UNITED STATES TREASURY BILLS BILL	\$ 9,979.23	\$ 10,000.00
912796YF0	BONDS	UNITED STATES TREASURY BILLS BILL	\$ 34,927.59	\$ 35,000.00
912796YG8	BONDS	UNITED STATES TREASURY BILLS BILL	\$ 152,728.61	\$ 153,000.00
912796YP8	BONDS	UNITED STATES TREASURY BILLS		

Schedule H, Line 4i - Schedule of Assets (Acquired and Disposed of Within the Year)

(a) Identity of issue, borrower, lessor or similar party &
(b) Description of investment including maturity date, rate of
Cusip Security Type Security Name

(c) Cost of Acquisitions (d) Proceeds of Dispositions

Schedule H, Line 4i - Schedule of Assets (Acquired and Disposed of Within the Year)

(a) Identity of issue, borrower, lessor or similar party & (b) Description of investment including maturity date, rate of interest, collateral, par or maturity value			(c) Cost of Acquisitions	(d) Proceeds of Dispositions
Cusip	Security Type	Security Name		
92531L207	COMMON STOCK	VERSO CORPORATION CSH MRG \$27.00/SH 3/31/22	\$ 13,013.35	\$ 13,003.71
92532F100	COMMON STOCK	VERTEX PHARMACEUTICAL COM	\$ 1,458,779.98	\$ 1,529,697.78
92534K107	COMMON STOCK	VERTEX ENERGY INC COM	\$ 732,144.03	\$ 734,931.88
92535P808	COMMON STOCK	VERSUS SYSTEMS INC 1:15 R/S 11/9/22 92535P881	\$ 3,052.88	\$ 2,190.85
92536C103	COMMON STOCK	VERU INC COM	\$ 3,323,527.85	\$ 3,452,339.55
92537N108	COMMON STOCK	VERTIV HOLDINGS CO COM CL A	\$ 13,197.31	\$ 14,519.36
92539P101	COMMON STOCK	VERVE THERAPEUTICS INC COM	\$ 89,467.41	\$ 92,498.81
92552R406	COMMON STOCK	VIAD CORP COM	\$ 1,068.85	\$ 911.59
92552V100	COMMON STOCK	VIASAT INC COM	\$ 6,211.75	\$ 5,807.87
92556D106	COMMON STOCK	VIA RENEWABLES INC COM CL A	\$ 3,391.33	\$ 2,968.10
92556H107	COMMON STOCK	PARAMOUNT GLOBAL COM	\$ 949.14	\$ 926.88
92556H206	COMMON STOCK	PARAMOUNT GLOBAL COM	\$ 1,099,276.59	\$ 887,155.37
92556H305	PREFERRED STOCK	PARAMOUNT GLOBAL 5.75% SR A CON PRE 01/04 *CLBL	\$ 104,259.81	\$ 73,515.00
92556V106	COMMON STOCK	VIATRIS INC COM	\$ 164,406.66	\$ 166,801.57
92557A101	COMMON STOCK	VIANTECH TECHNOLOGY INC COM CL A	\$ 6,220.33	\$ 4,906.47
92561V109	COMMON STOCK	VICARIOUS SURGICAL INC COM CL A	\$ 1,306.26	\$ 418.20
92647K481	MUTUAL FUNDS	VICTORY FUNDS HIGH YIELD A	\$ 6,562.77	\$ 6,000.00
92647K572	MUTUAL FUNDS	VICTORY FUNDS FLOATING RATE A	\$ 236,044.60	\$ 220,408.31
92647N824	COMMON STOCK	VICTORY PORTFOLIOS II VCSHS US EQ INCM ETF	\$ 65,800.62	\$ 62,878.92
92663R105	COMMON STOCK	VIEMED HEALTHCARE INC COM	\$ 261.00	\$ 230.99
92671V106	COMMON STOCK	VIEW INC COM CL A	\$ 9,369.23	\$ 17,338.25
92672L107	COMMON STOCK	VIEWRAY INC COM	\$ 85,853.29	\$ 53,207.78
92673K108	COMMON STOCK	VIGIL NEUROSCIENCE INC COM INC COM		

(c) Cost of Acquisitions (d) Proceeds of Dispositions

Schedule H, Line 4i - Schedule of Assets (Acquired and Disposed of Within the Year)

(a) Identity of issue, borrower, lessor or similar party & (b) Description of investment including maturity date, rate of interest, collateral, par or maturity value			(c) Cost of Acquisitions	(d) Proceeds of Dispositions
Cusip	Security Type	Security Name		
95763PJB8	CASH	WESTERN ALLIANCE BANCORP CD	\$ 50,000.00	\$ 50,000.00
95763PJ1	CASH	WESTERN ALLIANCE BANCORP CD	\$ 100,000.00	\$ 100,000.00
95766A101	COMMON STOCK	WESTERN ASSET EMER COM	\$ 48,563.28	\$ 41,947.63
95766J102	COMMON STOCK	WESTERN ASSET FUNDS INC COM	\$ 69,386.67	\$ 59,404.38
95766J110	WARRANTS	WESTERN ASSET FUNDS INC RIGHT	\$	\$
95766K109	COMMON STOCK	WESTERN ASSET FUNDS INC COM	\$ 4,019.74	\$ 4,299.76
95790D105	COMMON STOCK	WESTERN ASSET MORTGAGE CAPITAL 1:10 R/S 7/11/22 95790D204	\$ 50,792.00	\$ 6,015.66
95805V108	COMMON STOCK	WESTERN COPPER & GOLD CORP COM	\$ 15,536.23	\$ 16,078.98
96145D105	COMMON STOCK	WESTROCK CO COM	\$ 12,012.91	\$ 11,819.25
96145W103	COMMON STOCK	WESTROCK COFFEE COMPANY COM	\$	\$ 4,028.03
96208T104	COMMON STOCK	WEX INC COM	\$ 140.39	\$ 149.43
96209A104	COMMON STOCK	WEWORK INC COM CL A	\$ 5,391.07	\$ 4,696.30
96327X200	COMMON STOCK	WHERE FOOD COMES FROM COM	\$ 5,078.33	\$ 4,046.01
96328L106	COMMON STOCK	WHEELS UP EXPERIENCE INC COM CL A	\$ 8,636.84	\$ 7,026.99
96524V106	COMMON STOCK	WHITEHORSE FIN INC COM	\$ 1,377.31	\$ 1,399.48
966669BJ1	BONDS	WHITPAIN TWP PA TAXABLE GO BDS	\$ 40,001.19	\$ 39,714.51
96758W101	COMMON STOCK	WIDOPENWEST INC COM	\$ 41,999.95	\$ 44,469.51
97264L100	COMMON STOCK	WIMI HOLOGRAM CLOUD INC ADR	\$ 102,907.13	\$ 100,957.45
97265W105	COMMON STOCK	WINC INC COM	\$ 3,096.09	\$ 3,012.77
97382D303	COMMON STOCK	WINDTREE THERAPEUTICS INC 1:50 R/S 2/24/23 97382D402	\$ 19,987.95	\$ 19,975.10
97650W108	COMMON STOCK	WINTRUST FINANCIAL CORP COM	\$ 25,127.75	\$ 24,945.98
97651M109	COMMON STOCK	WIPRO ADR SPONSORED	\$ 1,185.60	\$ 1,171.38
97717P104	COMMON STOCK	WISDOMTREE INC COM	\$ 1,836.00	\$ 1,581.00
97717W182	COMMON STOCK	WISDOMTREE TRUST CHINESE YUAN FD ETF	\$ 5,052.00	\$ 4,903.48
97717W208	COMMON STOCK	WISDOMTREE TRUST US HIGH DIVIDEND ETF	\$ 87,956.57	\$ 93,453.86
97717W281	COMMON STOCK	WISDOMTREE TRUST EMG MKTS SMCAP ETF	\$ 90,635.19	\$ 85,893.48
97717W307	COMMON STOCK	WISDOMTREE TRUST US LARGE CAP DIVD ETF	\$ 6,381.03	\$ 6,189.02
97717W315	COMMON STOCK	WISDOMTREE TRUST EMER MKT HIGH FD ETF	\$ 25,307.73	\$ 21,971.32
97717W422	COMMON STOCK	WISDOMTREE TRUST INDIA ERNGS FD ETF	\$ 4,629.47	\$ 4,591.54
97717W471	COMMON STOCK	WISDOMTREE TRUST BLMBG US BULL ETF	\$ 397,788.98	\$ 398,997.39
97717W505	COMMON STOCK	WISDOMTREE TRUST US MIDCAP DIVID ETF	\$ 30,124.72	\$ 27,975.72
97717W604	COMMON STOCK	WISDOMTREE TRUST US SMALLCAP DIVD ETF	\$ 54,119.89	\$ 48,998.67
97717W760	COMMON STOCK	WISDOMTREE TRUST INTL SMCAP DIV ETF	\$ 174,833.58	\$ 148,208.05
97717W802	COMMON STOCK	WISDOMTREE TRUST ITL HIGH DIV FD ETF	\$ 67,287.49	\$ 67,759.84
97717W844	COMMON STOCK	WISDOMTREE TRUST GLB US QTLY DIV ETF	\$ 18,166.45	\$ 15,355.06
97717W851	COMMON STOCK	WISDOMTREE TRUST JAPN HEDGE EQT ETF	\$ 42,054.33	

Schedule H, Line 4i - Schedule of Assets (Acquired and Disposed of Within the Year)

(a) Identity of issue, borrower, lessor or similar party & (b) Description of investment including maturity date, rate of interest, collateral, par or maturity value			(c) Cost of Acquisitions	(d) Proceeds of Dispositions
Cusip	Security Type	Security Name		
98400T106	COMMON STOCK	XAI OCTAGON FLTNG RAT & ALTR I COM	\$ 24,563.63	\$ 22,383.41
98419J206	COMMON STOCK	XOMA CORP COM	\$ 938.25	\$ 715.02
98419M100	COMMON STOCK	XYLEM INC COM	\$ 36,918.80	\$ 35,039.42
98420Q207	COMMON STOCK	XORTX THERAPEUTICS INC COM	\$ 1,103.99	\$ 973.42
98420U703	COMMON STOCK	XWELL INC COM	\$ 869.38	\$ 688.99
98420X103	COMMON STOCK	X4 PHARMACEUTICALS INC COM	\$ 21,255.31	\$ 22,497.31

Schedule H, Line 4i - Schedule of Assets (Acquired and Disposed of Within the Year)

Cusip

Security Type

Security Name

(c) Cost of Acquisitions

(d) Proceeds of Dispositions

Schedule H, Line 4i - Schedule of Assets (Acquired and Disposed of Within the Year)

(a) Identity of issue, borrower, lessor or similar party & (b) Description of investment including maturity date, rate of interest, collateral, par or maturity value			(c) Cost of Acquisitions	(d) Proceeds of Dispositions
Cusip	Security Type	Security Name		
G2287A100	COMMON STOCK	COLOR STAR TECHNOLOGY CO LTD 1:40 R/S 9/26/22 G2287A209	\$ 27,183.68	\$ 14,435.76
G2287A209	COMMON STOCK	COLOR STAR TECHNOLOGY CO LTD COM	\$ 221.00	\$ 222.48
G23726113	WARRANTS	COHN ROBBINS HOLDINGS CORP WARRANT	\$ 6,156.80	\$ 7,365.70
G23773107	COMMON STOCK	CONSOLIDATED WATER CO COM	\$ 4,549.11	\$ 4,949.55
G25457105	COMMON STOCK	CREDO TECHNOLOGY GROUP COM	\$ 76,827.00	\$ 75,154.67
G2717B108	COMMON STOCK	CUSHMAN AND WAKEFIELD PLC COM	\$ 11,477.42	\$ 11,065.00
G27358103	COMMON STOCK	DESPEGAR COM CORP COM	\$ 242.75	\$ 193.75
G2788T103	COMMON STOCK	DOGNESS INTL CORP COM	\$ 2,312.22	\$ 2,413.78
G27907107	COMMON STOCK	DOLE PLC COM	\$ 9,039.90	\$ 8,999.76
G28923103	COMMON STOCK	DIVERSEY HLDGS LTD COM	\$ 113.08	\$ 98.28
G29018101	COMMON STOCK	DLOCAL LTD COM CL A	\$ 30,650.39	\$ 29,333.02
G2911D108	COMMON STOCK	EAST STONE ACQUISITION CORP 1:1 EXC 11/14/22 G6693P106	\$ 1,577,087.31	\$ 1,130,934.46
G2911D116	WARRANTS	EAST STONE ACQUISITION CORP 1:1 EXC 11/14/22 G6693P114	\$ 2,560.00	\$
G29183103	COMMON STOCK	EATON CORPORATION PLC COM	\$ 44,909.51	\$ 42,058.72
G2952X104	COMMON STOCK	E HOME HOUSEHOLD SVC 1:20 R/S 10/4/22 G2952X112	\$ 11,939.26	\$ 8,089.41
G2952X112	COMMON STOCK	E HOME HOUSEHOLD SVC COM	\$ 6,840.25	\$ 5,534.44
G2955B109	COMMON STOCK	EJF ACQUISITION CORP 1:1 EXC 6/23/22 M7S64L115	\$ 1,986.00	\$ 1,983.97
G2955B125	WARRANTS	EJF ACQUISITION CORP 1:1 EXC 6/23/22 M7S64L107	\$ 213.73	\$
G30092111	WARRANTS	ELLIOTT OPPORTUNITY II CORP WARRANT	\$ 453.68	\$ 36.97
G30401106	COMMON STOCK	ENDO INTERNATIONAL PLC COM	\$ 89,761.98	\$ 69,666.63
G3075P101	COMMON STOCK	ENSTAR GROUP LIMITED COM	\$ 3,882.07	\$ 3,416.32
G31067112	WARRANTS	SCION TECH GROWTH I WARRANT	\$ 5,077.82	\$ 3.40
G31070116	WARRANTS	SCION TECH GROWTH II WARRANT	\$ 28.35	\$ 6.98
G31249108	COMMON STOCK	ESTABLISHMENT LABS HLDGS INC COM	\$ 3,379.50	\$ 2,724.93
G3142E105	COMMON STOCK	EUDA HEALTH HLDGS COM	\$ 3,743.75	\$ 3,886.43
G3156P103	COMMON STOCK	ASA LIMITED COM STK NPV USD	\$ 88.00	\$ 70.40
G31611109	COMMON STOCK	XCELERA INC DELISTED 11/6/06	\$	\$
G3168A128	COMMON STOCK	CRYPTO 1 ACQUISITION CORP LIQ @\$10.15301247/SH 12/22/22	\$ 50.50	\$ 50.77
G32030127	COMMON STOCK	EURO TECH HLDGS COM	\$ 24,306.45	\$ 24,539.90
G3218G109	COMMON STOCK	EVE MOBILITY ACQUISITION CORP COM	\$ 502.75	\$ 502.49
G32219126	WARRANTS	HPX CORP WARRANT	\$ 205.26	\$ 277.17
G3302D103	COMMON STOCK	FGI INDUSTRIES LTD COM	\$ 24,206.82	\$ 22,152.75
G33032114	COMMON STOCK	ARES ACQUISITION CORPORATION UNIT 1 COM & 1/5 WT EXP	\$ 19,860.00	\$ 19,739.65
G3312L103	COMMON STOCK	FAR PEAK ACQUISITION CORP COM CL A	\$ 70,469.91	\$ 68,942.68
G3312L111	WARRANTS	FAR PEAK ACQUISITION CORP WARRANT	\$ 5,970.00	\$ 3,944.59
G3323L100	COMMON STOCK	FABRINET COM	\$ 36,411.75	\$ 33,849.78
G33277107	COMMON STOCK	FARMMI INC 1:25 R/S 5/31/22 G33277123	\$ 66,766.90	\$ 35,759.91
G33277123	COMMON STOCK	FARMMI INC COM	\$ 9,890.26	\$ 12,962.46
G3375A119	COMMON STOCK	FEISHANG ANTHRACITE RESOURCES COM	\$ 186.85	\$ 363.85
G33856108	COMMON STOCK	FERROGLOBE PLC COM	\$ 57,824.52	\$ 56,088.30
G34142102	COMMON STOCK	FIFTH WALL ACQUISITN CORP III COM CL A	\$ 486.75	\$ 486.89
G3421J106	COMMON STOCK	FERGUSON PLC COM	\$ 21,329.35	\$ 20,688.76
G35006124	WARRANTS	ALBERTON ACQUISITION CORP DELISTED 4/26/22	\$ 571.00	\$ 285.04
G35947202	COMMON STOCK	FLEX LNG LTD (BM) COM	\$ 746,390.93	\$ 742,747.88
G3643J108	COMMON STOCK	FLUTTER ENTERTAINMENT PLC COM	\$ 945.00	\$ 694.31
G3661E106	COMMON STOCK	FOUNDER SPAC 1:1 EXC 8/16/22 78112J109	\$ 1,990.00	\$ 2,021.92
G3661E114	WARRANTS	FOUNDER SPAC 1:1 EXC 8/16/22 78112J117	\$ 77.98	\$ 22.01
G3661E122	COMMON STOCK	FOUNDER SPAC 1:1 EXC 8/16/22 78112J109	\$ 6,014.05	\$ 4,540.85
G36738105	COMMON STOCK	FRESH DEL MONTE PRODUCE INC COM		

Schedule H, Line 4i - Schedule of Assets (Acquired and Disposed of Within the Year)

(a) Identity of issue, borrower, lessor or similar party & (b) Description of investment including maturity date, rate of interest, collateral, par or maturity value			(c) Cost of Acquisitions	(d) Proceeds of Dispositions
Cusip	Security Type	Security Name		
G3R33A106	COMMON STOCK	EBANG INTERNATIONAL HLDGS INC 1:30 R/S 11/22/22 G3R33A205	\$ 39,893.99	\$ 19,169.74
G4000K100	COMMON STOCK	GORILLA TECHNOLOGY GROUP INC COM	\$ 9,404.92	\$ 11,347.51
G4013A107	COMMON STOCK	GOLDEN SUN ED GROUP LTD COM	\$ 3,676.00	\$ 5,150.86
G4028H121	WARRANTS	GOLDEN PATH ACQUISITION CORP 1:1 EXC 9/19/22 G55032125	\$	\$

(c) Cost of Acquisitions (d) Proceeds of Dispositions

Schedule H, Line 4i - Schedule of Assets (Acquired and Disposed of Within the Year)

(a) Identity of issue, borrower, lessor or similar party & (b) Description of investment including maturity date, rate of interest, collateral, par or maturity value			(c) Cost of Acquisitions	(d) Proceeds of Dispositions
Cusip	Security Type	Security Name		
G8062B106	COMMON STOCK	SENTAGE HOLDINGS INC 1:5 R/S 8/11/22 G8062B114	\$ 4,156.46	\$
G8062B114	COMMON STOCK	SENTAGE HOLDINGS INC COM	\$ 3,242.19	\$ 3,148.35
G81276100	COMMON STOCK	SIGNET JEWELERS LTD COM	\$ 174,349.66	\$ 151,291.31
G81355102	COMMON STOCK	SILVER CREST ACQUISITION CORP 1:1 EXC 9/29/22 G8656L106	\$ 25,937.61	\$ 21,306.97
G81355128	WARRANTS	SILVER CREST ACQUISITION CORP 1:1 EXC 9/29/22 G8656L114	\$ 14,583.57	\$ 6,477.95
G8192H106	COMMON STOCK	SIRIUSPOINT LTD COM	\$ 10,617.94	\$ 10,731.20
G8232Y101	COMMON STOCK	SMART GLOBAL HOLDINGS INC COM	\$ 145,507.44	\$ 142,959.53
G82514103	COMMON STOCK	SOCIAL CAP HEDOSOPHIA HLDGS CO REDEMP \$10.056081/SH 10/17/22	\$ 41,843.78	\$ 41,130.86
G82514111	WARRANTS	SOCIAL CAP HEDOSOPHIA HLDGS CO WARRANT *CLBL	\$ 6,311.96	\$ 4,793.11
G8251L105	COMMON STOCK	SOCIAL CAP HEDOSOPHIA HLDGS CO REDEMP \$10.056081/SH 10/17/22	\$ 214,596.40	\$ 211,697.49
G8251L113	WARRANTS	SOCIAL CAP HEDOSOPHIA HLDGS CO WARRANT	\$ 274,446.35	\$ 149,226.83
G8253T106	COMMON STOCK	SOCIAL CAP SUVRETTA CORP I 1:1 EXC 8/22/22 00974B107	\$ 9,723.68	\$ 7,762.35
G8377A108	COMMON STOCK	SPRING VALLEY ACQUISITION CORP 1:1 EXC 5/3/22 67079K100	\$ 10.03	\$
G8377A124	WARRANTS	SPRING VALLEY ACQUISITION CORP 1:1 EXC 5/3/22 67079K118	\$ 11,251.32	\$ 10,750.73
G8437S115	COMMON STOCK	STARBOX GROUP HLDGS CAP HEDOSOPHIA HLDGS		

Schedule H, Line 4i - Schedule of Assets (Acquired and Disposed of Within the Year)

(a) Identity of issue, borrower, lessor or

(c) Cost of Acquisitions (d) Proceeds of Dispositions

Cusip Security Type Security Name

Schedule H, Line 4i - Schedule of Assets (Acquired and Disposed of Within the Year)

(a) Identity of issue, borrower, lessor or similar party & (b) Description of investment including maturity date, rate of interest, collateral, par or maturity value	(c) Cost of Acquisitions	(d) Proceeds of Dispositions						
<table><thead><tr><th data-bbox="32 149 191 193"><u>Cusip</u></th><th data-bbox="191 149 391 193"><u>Security Type</u></th><th data-bbox="391 149 1040 193"><u>Security Name</u></th></tr></thead><tbody><tr><td data-bbox="32 193 191 226">M5R635108</td><td data-bbox="191 193 391 226">COMMON</td><td data-bbox="391 193 1040 226"></td></tr></tbody></table>	<u>Cusip</u>	<u>Security Type</u>	<u>Security Name</u>	M5R635108	COMMON			
<u>Cusip</u>	<u>Security Type</u>	<u>Security Name</u>						
M5R635108	COMMON							

Schedule H, Line 4i - Schedule of Assets (Acquired and Disposed of Within the Year)

(a) Identity of issue, borrower, lessor or similar party & (b) Description of investment including maturity date, rate of interest, collateral, par or maturity value			(c) Cost of Acquisitions	(d) Proceeds of Dispositions
Cusip	Security Type	Security Name		
Y92335101	COMMON STOCK	UNITED MARITIME CORPORATION COM	\$ 85,456.64	\$ 93,040.17
Y95308105	COMMON STOCK	WAVE		

LMC Defined Contribution Master Trust

EIN: 04 3321934 / PN: 002

Plan Year: 2022

Schedule H, line 4i – Schedule of Assets (Held at End of Year)

DCMT COMPOSITE
COMPOSITE
SCHEDULE H, LINE 4I - SCHEDULE OF ASSETS
(HELD AT END OF YEAR)

THIS IS A COMPOSITE REPORT FOR:

MLBF DCMT GLOBAL EQ - WELLINGTON SQ
MLBG DCMT GLOBAL EQ - VULCAN
MLBH DCMT GLOBAL EQ - WM BLAIR C
MLBI FUND CLOSED ON 31/07/2017
MLBJ DCMT GLOBAL EQ - NT R2000G C
MLBK DCMT US EQ COMPOSITE
MLBL FUND CLOSED ON 31/07/2017
MLBM DCMT GLOBAL EQ - ARISTOTLE
MLBO DCMT GLOBAL EQ - MAR VISTA
MLBP DCMT GLOBAL EQ - WELLINGTON C

DCMT COMPOSITE
COMPOSITE
SCHEDULE H, LINE 4I - SCHEDULE OF ASSETS
(HELD AT END OF YEAR)

(A) FUND	(B) IDENTITY OF ISSUER	(C) DESCRIPTION OF INVESTMENT SHARES/PAR	RATE	MAT DATE (D) COST	(E) CURRENT VALUE
		MLK5 DCMT BOND - LOOMIS			
		MLL1 DCMT TDF TIPS - BLACKROCK			
		MLMC DCMT COMMODITIES COMPOSITE			
		MLM1 FUND CLOSED ON 15/10/2015			
		MLM2 FUND CLOSED ON 15/10/2015			
		MLM3 FUND CLOSED ON 15/10/2015			
		MLM4 DCMT COMM - LMIMCO			
		MLNC DCMT TDF REITS COMPOSITE			
		MLN1 DCMT TDF REITS - MS			
		MLN2 DCMT TDF REITS - CBRE			
		MLN4 DCMT TDF REITS - BLK			
		MLPK DCMT TDF HY BND COMPOSITE			
		MLP1 DCMT TDF HY BOND - COLUMBIA			
		MLP2 DCMT TDF HY BOND - PINEBRIDGE			
		MLQK DCMT VAL EQ COMPOSITE			
		MLQ1 DCMT GLOBAL EQ - CLOSING			
		MLQ2 DCMT GLOBAL EQ - NT R1000V C			
		MLQ3 DCMT VAL EQ - CLOSING			
		MLQ7 DCMT TDF PRIVATE RE - PGIM			
		MLQ8 DCMT TDF PRIVATE RE - CIT			
		MLS1 DCMT GSTIF - SSGA			
		MLS2 DCMT TDF DEF EQ - BLK MIN VOL			
		MLTC DCMT TDF BAL RISK COMPOSITE			
		MLT1 DCMT TDF BAL RISK - BRIDGEWATE			
		MLT2 DCMT TDF BAL RISK - INVESCO			
		MLT3 DCMT TDF BAL RISK - LMIMCO			
		MLT4 DCMT TDF BAL RISK - ETFS			
		MLT5 DCMT TDF BAL RISK - PANAGORA			
		MLXC DCMT GLOBAL EQ COMPOSITE			
		MLXZ DCMT GLOBAL EQ - TRANSITION			
		MLX1 DCMT GLOBAL EQ - ARTISAN			
		MLX2 DCMT GLOBAL EQ - WELLINGTON C			
		MLX3 DCMT GLOBAL EQ - CLOSING			
		MLX4 DCMT GLOBAL EQ - BLK ACWI IMI			
		MLX5 DCMT GLOBAL EQ - NPF SA			
		MLX6 DCMT GLOBAL EQ - OAKTREE GEM			
		MLX7 DCMT GLOBAL EQ - TOBAM			
		MLX8 DCMT GLOBAL EQ - LMIMCO			
		MLX9 DCMT GLOBAL EQ - ARTISAN VE			
		MLYC DCMT INTL EQ COMPOSITE			
		MLYZ DCMT INTL EQ - TRANSITION			
		MLY1 DCMT GLOBAL EQ - NT			
		MLY2 DCMT GLOBAL EQ - JPM C			
		MLY3 DCMT GLOBAL EQ - CAUSEWAY			
		MLY4 DCMT GLOBAL EQ - WCM			
		ML01 DCMT LRG CAP - BLACKROCK			
		ML02 DCMT SVF - SSGA			
		ML03 DCMT CO STOCK			
		ML06 FUND CLOSED ON 15/10/2015			

DCMT COMPOSITE
COMPOSITE
SCHEDULE H, LINE 4I - SCHEDULE OF ASSETS
(HELD AT END OF YEAR)

(A) FUND	(B) IDENTITY OF ISSUER	(C) DESCRIPTION OF INVESTMENT SHARES/PAR	RATE	MAT DATE (D) COST	(E) CURRENT VALUE
		ML08 DCMT GLOBAL EQ - NPF			
		ML10 DCMT US EQ - AM CENT			
		ML12 DCMT LOAN FUND			
		ML19 DCMT ESOP - SAL			
		ML2C DCMT BOND COMPOSITE			
		ML2K DCMT SVF COMPOSITE			
		ML2Z DCMT SVF - INVESCO			
		ML22 DCMT ESOP - HRLY			
		ML26 DCMT SMID - BLACKROCK			
		ML27 DCMT BOND - BLACKROCK AGG BOND			
		ML28 DCMT GLOBAL EX US - BLACKROCK			
		ML29 DCMT SBDA - TDA			
		ML3C DCMT TDF PRIVATE RE COMPOSITE			
		ML4C DCMT TDF DEF EQUITY COMPOSITE			
		ML70 DCMT LEIDOS			
		ML80 DCMT SEC LENDING			
		ML81 DCMT - COMMISSION RECAPTURE			

DCMT COMPOSITE
COMPOSITE
SCHEDULE H, LINE 4I - SCHEDULE OF ASSETS
(HELD AT END OF YEAR)

(A) FUND	(B) IDENTITY OF ISSUER	(C) DESCRIPTION OF INVESTMENT SHARES/PAR	RATE	MAT DATE (D) COST	(E) CURRENT VALUE
INTEREST BEARING CASH					

UAE DIRHAM					
		14,375.71		3,913.78	3,914.27
MLC2	AED	0.69		0.19	0.19
MLC5	AED	228.50		62.21	62.22
MLD3	AED	77.26		21.03	21.04
MLD6	AED	14,069.26		3,830.35	3,830.82
AUSTRALIAN DOLLAR					
		-767,253.85		-469,187.66	9,240.37
MLH3	AUD	-780,879.70		-478,445.03	0.00
MLK3	AUD	-5.72		-3.85	-3.88
MLXZ	AUD	297.00		199.72	201.41
MLX7	AUD	13,334.57		9,061.50	9,042.84
BRAZILIAN REAL					
		398,887.73		5,538.28	75,550.50
MLC2	BRL	2.09		0.39	0.40
MLC4	BRL	149.81		28.88	28.37
MLC5	BRL	43.98		8.35	8.33
MLDJ	BRL	0.90		0.17	0.17
MLDO	BRL	378,150.10		1,569.95	71,622.73
MLX1	BRL	0.90		0.19	0.17
MLX7	BRL	20,539.95		3,930.35	3,890.33
CANADIAN DOLLAR					
		-1,782,945.15		-1,378,856.34	-1,315,875.23
MLBF	CAD	1,643.65		1,359.46	1,213.07
MLDI	CAD	0.02		0.01	0.01
MLDJ	CAD	30,694.87		22,524.50	22,653.88
MLD3	CAD	37.73		30.68	27.85
MLD6	CAD	3,650.23		2,693.54	2,694.00
MLN2	CAD	1,005.82		734.79	742.33
MLT3	CAD	-1,596,309.38		-1,224,499.24	-1,178,131.58
MLXZ	CAD	150.46		110.98	111.04
MLX5	CAD	6,841.00		5,041.82	5,048.89
MLX7	CAD	27,637.33		20,315.21	20,397.31
MLX9	CAD	24,063.12		17,668.00	17,759.42
ML28	CAD	-282,360.00		-224,836.09	-208,391.45
SWISS FRANC					
		393,271.14		411,235.66	425,066.07
MLDI	CHF	0.02		0.02	0.02
MLDJ	CHF	129,174.41		139,617.82	139,617.82
MLDX	CHF	8,250.53		8,904.96	8,917.56
MLD3	CHF	59.54		62.35	64.35

DCMT COMPOSITE
COMPOSITE
SCHEDULE H, LINE 4I - SCHEDULE OF ASSETS
(HELD AT END OF YEAR)

(A) FUND	(B) IDENTITY OF ISSUER	(C) DESCRIPTION OF INVESTMENT SHARES/PAR	RATE	MAT DATE (D) COST	(E) CURRENT VALUE
MLD6	CHF	976.00		1,051.10	1,054.91
MLH4	CHF	81,793.67		83,817.87	88,406.47
MLX2	CHF	120,467.87		123,449.17	130,207.38
MLX7	CHF	10,259.05		10,996.94	11,088.47
MLX9	CHF	-29.87		-31.81	-32.28
MLY2	CHF	42,319.92		43,367.24	45,741.37
		CHILEAN PESO			
		6,466,191.00		6,902.84	7,589.87
MLC5	CLP	6,466,191.00		6,902.84	7,589.87
		YUAN RENMINBI OFFSHORE			
		130,642,740.11		19,361,072.55	18,882,146.62
MLC2	CNH	-418,000.00		-65,632.46	-60,414.66
MLDJ	CNH	3,994,961.66		572,351.96	577,402.55
MLD3	CNH	27,818,446.38		3,979,442.14	4,020,674.88
MLD6	CNH	99,193,644.17		14,866,557.16	14,336,724.19
MLX5	CNH	53,687.90		8,353.75	7,759.66
		YUAN RENMINBI			
		-131,032,121.26		-19,237,297.11	-18,848,932.09
MLC2	CNY	418,000.00		59,970.21	60,129.18
MLC4	CNY	-617,299.52		0.00	-88,798.35
MLC5	CNY	2,589.60		372.52	372.51
MLDJ	CNY	-3,769,282.04		-540,347.92	-542,210.11
MLD2	CNY	20.03		2.88	2.88
MLD3	CNY	-27,818,817.27		-3,976,494.10	-4,001,728.68
MLD6	CNY	-99,193,644.17		-14,772,468.53	-14,268,976.53
MLX5	CNY	-53,687.90		-8,332.17	-7,722.99
MLX7	CNY	0.01		0.00	0.00
		CZECH KORUNA			
		36,111.69		1,659.98	1,595.60
MLC5	CZK	36,111.69		1,659.98	1,595.60
		DANISH KRONE			
		158,920.35		22,591.09	22,807.65
MLDJ	DKK	0.25		0.03	0.04
MLDX	DKK	7,443.39		985.10	1,068.25
MLD6	DKK	7,345.10		1,051.36	1,054.14
MLEF	DKK	237.22		33.86	34.04
MLX1	DKK	0.01		0.00	0.00
MLX5	DKK	71,304.33		10,233.33	10,233.33
MLX7	DKK	72,590.05		10,287.41	10,417.85
		EURO CURRENCY			
		1,581.79		-114,084.55	1,688.81
MLC5	EUR	3,981.14		4,227.42	4,248.87
MLDI	EUR	22.36		23.74	23.86

DCMT COMPOSITE
COMPOSITE
SCHEDULE H, LINE 4I - SCHEDULE OF ASSETS
(HELD AT END OF YEAR)

(A) FUND	(B) IDENTITY OF ISSUER	(C) DESCRIPTION OF INVESTMENT SHARES/PAR	RATE	MAT DATE (D) COST	(E) CURRENT VALUE
MLDJ	EUR	138,229.95		147,434.25	147,525.85
MLDO	EUR	2.30		2.28	2.45
MLDQ	EUR	5.90		6.24	6.30
MLDX	EUR	65,188.71		69,428.99	69,572.62
MLD3	EUR	67.04		70.54	71.55
MLD4	EUR	9.36		9.81	9.99
MLD6	EUR	6,059.71		6,467.22	6,467.22
MLD8	EUR	124.19		130.43	132.54
MLEF	EUR	399,208.29		421,809.92	426,054.86
MLH4	EUR	-0.61		0.00	0.00
MLH5	EUR	26.70		26.69	28.50
MLK3	EUR	108.75		111.68	116.06
MLN2	EUR	628.37		712.10	670.63
MLT3	EUR	-211,244.39		-227,280.74	-225,450.48
MLXZ	EUR	16,076.68		17,068.61	17,157.83
MLX1	EUR	44,552.64		44,970.74	47,548.78
MLX5	EUR	53.80		57.42	57.42
MLX7	EUR	12,669.13		13,353.84	13,521.12
MLX9	EUR	132,111.67		140,441.10	140,996.12
MLY3	EUR	0.00		133.99	0.00
ML28	EUR	-606,299.90		-753,290.82	-647,073.28
		POUND STERLING			
		316,117.73		409,058.72	380,258.16
MLC4	GBP	0.01		0.01	0.01
MLDI	GBP	5.07		6.10	6.10
MLDJ	GBP	67,015.27		81,587.96	80,612.70
MLDO	GBP	1,668.80		1,932.64	2,007.40
MLDX	GBP	62,751.62		77,205.21	75,483.95
MLD3	GBP	4,238.11		5,150.23	5,098.02
MLEF	GBP	124.64		152.90	149.93
MLH3	GBP	0.00		23,468.32	0.00
MLK3	GBP	-32.64		-38.92	-39.26
MLN2	GBP	42.78		51.83	51.46
MLXZ	GBP	34,155.95		41,177.87	41,086.21
MLX1	GBP	0.11		0.13	0.13
MLX5	GBP	12.65		15.22	15.22
MLX7	GBP	31,134.46		38,233.39	37,451.66
MLX9	GBP	115,000.90		140,115.83	138,334.63
		HONG KONG DOLLAR			
		23,538,782.49		3,025,079.82	3,015,878.70
MLC2	HKD	-2.50		-0.32	-0.32
MLC4	HKD	128.10		16.45	16.41
MLC5	HKD	14,205.74		1,822.75	1,820.09
MLDJ	HKD	0.36		0.04	0.05
MLDO	HKD	23,920.00		3,047.19	3,064.72
MLD2	HKD	23,097,951.71		2,968,658.52	2,959,397.78
MLD3	HKD	6,220.54		797.00	797.00

DCMT COMPOSITE
COMPOSITE
SCHEDULE H, LINE 4I - SCHEDULE OF ASSETS
(HELD AT END OF YEAR)

(A) FUND	(B) IDENTITY OF ISSUER	(C) DESCRIPTION OF INVESTMENT SHARES/PAR	RATE	MAT DATE (D) COST	(E) CURRENT VALUE
MLEF	HKD	607.51		77.90	77.84
MLX1	HKD	178,763.41		22,772.55	22,903.85
MLX7	HKD	216,987.62		27,887.74	27,801.28
		HUNGARIAN FORINT			
		23,304.65		59.67	62.11
MLC5	HUF	23,303.46		59.67	62.11
MLD4	HUF	0.64		0.00	0.00
MLD6	HUF	0.11		0.00	0.00
MLXZ	HUF	0.44		0.00	0.00
		INDONESIAN RUPIAH			
		23,027,482.46		1,550.94	1,479.20
MLC4	IDR	0.55		0.00	0.00
MLC5	IDR	0.40		0.00	0.00
MLD6	IDR	23,027,481.00		1,550.94	1,479.20
MLX7	IDR	0.51		0.00	0.00
		NEW ISRAELI SHEQEL			
		81,824.86		23,905.67	22,284.79
MLD6	ILS	3,192.99		1,008.08	0.00
MLX7	ILS	78,631.87		22,897.59	22,284.79
		INDIAN RUPEE			
		13,921,755.13		168,318.93	168,279.39
MLC2	INR	1,082,374.98		13,061.61	13,083.22
MLC5	INR	2,750,715.79		33,374.88	33,249.31
MLDJ	INR	0.88		0.01	0.01
MLD3	INR	8,536,972.98		103,052.29	103,190.78
MLD6	INR	145,754.00		1,761.65	1,761.80
MLXZ	INR	1,072,353.86		13,020.87	12,962.09
MLX5	INR	47,642.76		574.98	575.88
MLX7	INR	285,939.88		3,472.64	3,456.30
		JAPANESE YEN			
		172,336,627.96		1,358,471.87	928,812.03
MLDI	JPY	2.00		0.02	0.02
MLDJ	JPY	828,000.00		6,138.45	6,275.34
MLDO	JPY	2,785,373.00		20,490.43	21,110.11
MLDS	JPY	74,440,064.00		558,028.25	564,174.95
MLDW	JPY	39,844,867.00		280,100.73	301,980.88
MLD6	JPY	243,698.00		1,846.44	1,846.97
MLH4	JPY	-39.04		0.00	-0.30
MLN2	JPY	60,892,539.00		563,813.66	0.00
MLT3	JPY	-15,550,136.00		-114,825.54	-117,853.17
MLX1	JPY	3,210,000.00		24,069.87	24,328.32
MLX2	JPY	-11,108,013.00		-102,671.35	0.00
MLX7	JPY	6,733,273.00		49,695.04	51,030.91
MLX9	JPY	10,017,000.00		71,785.87	75,918.00

DCMT COMPOSITE
COMPOSITE
SCHEDULE H, LINE 4I - SCHEDULE OF ASSETS
(HELD AT END OF YEAR)

(A) FUND	(B) IDENTITY OF ISSUER	(C) DESCRIPTION OF INVESTMENT SHARES/PAR	RATE	MAT DATE (D) COST	(E) CURRENT VALUE
		SOUTH KOREAN WON			
		60,661,013.00		47,949.88	47,972.32
MLC2	KRW	170.00		0.13	0.13
MLC3	KRW	1.00		0.01	0.00
MLC4	KRW	277.00		0.22	0.22
MLC5	KRW	206,650.00		156.69	163.42
MLDJ	KRW	44.00		0.04	0.03
MLD1	KRW	-23,516.00		-18.60	-18.60
MLD2	KRW	221.00		0.17	0.17
MLD3	KRW	59,774,023.00		47,270.86	47,270.88
MLK3	KRW	109.00		0.09	0.09
MLX2	KRW	844.00		0.71	0.67
MLX3	KRW	1.00		0.01	0.00
MLX7	KRW	702,189.00		539.55	555.31
		MEXICAN PESO (NEW)			
		1,025,350.47		52,498.65	52,616.47
MLC2	MXN	592,368.00		30,484.15	30,397.72
MLC4	MXN	0.04		0.00	0.00
MLC5	MXN	9,272.59		469.26	475.83
MLD3	MXN	194,318.72		9,999.90	9,971.58
MLX7	MXN	229,391.12		11,545.34	11,771.34
		MALAYSIAN RINGGIT			
		4,320.90		976.89	980.91
MLC5	MYR	4,320.90		976.89	980.91
		NORWEGIAN KRONE			
		752,560.09		71,182.07	76,394.29
MLDX	NOK	656,401.30		61,546.95	66,632.96
MLD8	NOK	21.45		2.17	2.18
MLX7	NOK	96,137.34		9,632.95	9,759.15
		NEW ZEALAND DOLLAR			
		20,975.67		12,307.86	13,266.06
MLX7	NZD	20,975.67		12,307.86	13,266.06
		PHILIPPINE PESO			
		20.00		0.39	0.36
MLC2	PHP	20.00		0.39	0.36
		POLISH ZLOTY			
		58,153.29		12,365.02	13,258.08
MLC5	PLN	9,475.63		2,116.80	2,160.30
MLDU	PLN	6.01		1.34	1.37
MLD3	PLN	30.83		6.77	7.03
MLD6	PLN	0.02		0.00	0.00
MLX7	PLN	48,640.80		10,240.11	11,089.38

DCMT COMPOSITE
COMPOSITE
SCHEDULE H, LINE 4I - SCHEDULE OF ASSETS
(HELD AT END OF YEAR)

(A) FUND	(B) IDENTITY OF ISSUER	(C) DESCRIPTION OF INVESTMENT SHARES/PAR	RATE	MAT DATE (D) COST	(E) CURRENT VALUE
		QATARI RIAL			
			820.44	225.31	225.30
MLCY	QAR		267.18	73.38	73.37
MLC4	QAR		6.04	1.66	1.66
MLC5	QAR		499.64	137.20	137.20
MLD3	QAR		47.58	13.07	13.07
		RUSSIAN RUBLE			

DCMT COMPOSITE
COMPOSITE
SCHEDULE H, LINE 4I - SCHEDULE OF ASSETS
(HELD AT END OF YEAR)

(A) FUND	(B) IDENTITY OF ISSUER	(C) DESCRIPTION OF INVESTMENT SHARES/PAR	RATE	MAT DATE (D) COST	(E) CURRENT VALUE
MLX6	TWD	17.00		0.60	0.55
MLX7	TWD	2,201,117.00		71,658.42	71,614.81
		SOUTH AFRICAN RAND			
		178,003.80		10,136.24	10,461.58
MLC4	ZAR	4.58		0.27	0.27
MLC5	ZAR	11,836.40		683.10	695.65
MLDU	ZAR	0.55		0.03	0.03
MLD1	ZAR	3,462.54		203.94	203.50
MLD3	ZAR	40.39		2.29	2.37
MLX7	ZAR	162,659.34		9,246.61	9,559.76
		TREASURY BILL			
		03/23 0.00000	0.010	03/30/2023	
		2,000,000.00		1,978,008.33	1,978,008.33
ML02	912796YM5	2,000,000.00		1,978,008.33	1,978,008.33
		TREASURY BILL			
		05/23 0.00000	0.010	05/11/2023	
		815,000.00		798,138.11	801,866.44
MLBX	912796ZE2	300,000.00		293,793.17	295,165.56
MLS2	912796ZE2	515,000.00		504,344.94	506,700.88
		BNP PARIBAS SA TRI A R			
		TRI A REPO	4.260	12/30/2022	
		20,000,000.00		20,000,000.00	20,000,000.00
ML02	927NEC009	20,000,000.00		20,000,000.00	20,000,000.00
		BNP PARIBAS SA TRI A R			
		TRI A REPO	4.260	01/03/2023	
		20,000,000.00		20,000,000.00	20,000,000.00
ML02	927NEC009	20,000,000.00		20,000,000.00	20,000,000.00
		JP MORGAN SEC LLC TPR A			
		TRI PARTY REPO A	4.260	01/03/2023	
		20,000,000.00		20,000,000.00	20,000,000.00
ML02	930PNJ004	20,000,000.00		20,000,000.00	20,000,000.00
		JP MORGAN SEC LLC TPR A			
		TRI PARTY REPO A	4.270	12/30/2022	
		20,000,000.00		20,000,000.00	20,000,000.00
ML02	930PNJ004	20,000,000.00		20,000,000.00	20,000,000.00
		GSTIF ERISA 2BPS			
		GSTIF ERISA 2BPS	1.000	12/31/2030	
		621,667,501.32		621,667,501.32	621,667,501.32
MLBF	971DYYII8	9,065,559.45		9,065,559.45	9,065,559.45
MLBG	971DYYII8	2,396,400.35		2,396,400.35	2,396,400.35
MLBM	971DYYII8	5,820,079.01		5,820,079.01	5,820,079.01
MLBO	971DYYII8	16,072,486.46		16,072,486.46	16,072,486.46
MLBX	971DYYII8	2,479,203.90		2,479,203.90	2,479,203.90
MLBY	971DYYII8	1,530,005.94		1,530,005.94	1,530,005.94
MLB9	971DYYII8	3,440,793.63		3,440,793.63	3,440,793.63
MLC2	971DYYII8	269,362.00		269,362.00	269,362.00
MLC4	971DYYII8	2,213,518.81		2,213,518.81	2,213,518.81
MLC5	971DYYII8	2,172,105.59		2,172,105.59	2,172,105.59

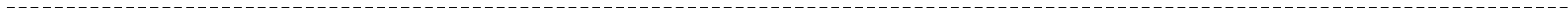
DCMT COMPOSITE
COMPOSITE
SCHEDULE H, LINE 4I - SCHEDULE OF ASSETS
(HELD AT END OF YEAR)

(A) FUND	(B) IDENTITY OF ISSUER	(C) DESCRIPTION OF INVESTMENT SHARES/PAR	RATE	MAT DATE (D) COST	(E) CURRENT VALUE
MLDI	971DYYII8	4,095,575.61		4,095,575.61	4,095,575.61
MLDJ	971DYYII8	5,263,933.92		5,263,933.92	5,263,933.92
MLDQ	971DYYII8	5,198,288.00		5,198,288.00	5,198,288.00
MLDS	971DYYII8	94,646.89		94,646.89	94,646.89
MLDU	971DYYII8	72,996.89		72,996.89	72,996.89
MLDW	971DYYII8	3,650.78		3,650.78	3,650.78
MLDX	971DYYII8	1,481,631.80		1,481,631.80	1,481,631.80
MLD0	971DYYII8	2,727,808.81		2,727,808.81	2,727,808.81
MLD1	971DYYII8	9,697,704.90		9,697,704.90	9,697,704.90
MLD2	971DYYII8	969,659.59		969,659.59	969,659.59
MLD3	971DYYII8	874,646.85		874,646.85	874,646.85
MLD4	971DYYII8	89,904.10		89,904.10	89,904.10
MLD5	971DYYII8	111,844,484.54		111,844,484.54	111,844,484.54
MLD6	971DYYII8	9,437,197.89		9,437,197.89	9,437,197.89
MLD7	971DYYII8	9,373,911.31		9,373,911.31	9,373,911.31
MLD8	971DYYII8	4,556,935.56		4,556,935.56	4,556,935.56
MLEF	971DYYII8	33,184.54		33,184.54	33,184.54
MLEG	971DYYII8	4,421,937.69		4,421,937.69	4,421,937.69
MLEH	971DYYII8	533,556.27		533,556.27	533,556.27
MLF5	971DYYII8	0.06		0.06	0.06
MLGN	971DYYII8	1,710,100.39		1,710,100.39	1,710,100.39
MLG5	971DYYII8	0.01		0.01	0.01
MLH4	971DYYII8	194,969.93		194,969.93	194,969.93
MLK3	971DYYII8	22,413,498.89		22,413,498.89	22,413,498.89
MLK5	971DYYII8	2,143,781.83		2,143,781.83	2,143,781.83
MLN2	971DYYII8	62,830.38		62,830.38	62,830.38
MLP1	971DYYII8	2,245,166.26		2,245,166.26	2,245,166.26
MLP2	971DYYII8	7,449,780.84		7,449,780.84	7,449,780.84
MLS2	971DYYII8	4,041,951.81		4,041,951.81	4,041,951.81
MLT3	971DYYII8	240,916,134.81		240,916,134.81	240,916,134.81
MLT4	971DYYII8	7,258,777.69		7,258,777.69	7,258,777.69
MLXZ	971DYYII8	105,155.91		105,155.91	105,155.91
MLX1	971DYYII8	7,842,534.01		7,842,534.01	7,842,534.01
MLX2	971DYYII8	71,967.04		71,967.04	71,967.04
MLX5	971DYYII8	9,408,298.09		9,408,298.09	9,408,298.09
MLX7	971DYYII8	767,604.22		767,604.22	767,604.22
MLX8	971DYYII8	3,266,207.37		3,266,207.37	3,266,207.37
MLX9	971DYYII8	8,750,348.80		8,750,348.80	8,750,348.80
MLY2	971DYYII8	1,768.45		1,768.45	1,768.45
ML03	971DYYII8	25,020,120.63		25,020,120.63	25,020,120.63
ML19	971DYYII8	59,332,703.88		59,332,703.88	59,332,703.88
ML22	971DYYII8	2,071,307.38		2,071,307.38	2,071,307.38
ML80	971DYYII8	87,451.81		87,451.81	87,451.81
ML81	971DYYII8	273,869.75		273,869.75	273,869.75
	HSBC TRI PARTY	A	REPO	4.270 12/30/2022	
				15,000,000.00	15,000,000.00
ML02	99VDKG003	15,000,000.00		15,000,000.00	15,000,000.00

DCMT COMPOSITE
COMPOSITE
SCHEDULE H, LINE 4I - SCHEDULE OF ASSETS
(HELD AT END OF YEAR)

(A) FUND	(B) IDENTITY OF ISSUER	(C) DESCRIPTION OF INVESTMENT SHARES/PAR	RATE	MAT DATE	(E) CURRENT VALUE
			(D) COST		
	HSBC TRI PARTY A	REPO 15,000,000.00	4.270	01/03/2023 15,000,000.00	0 E1KF1UG31 (D) COST

DCMT COMPOSITE
COMPOSITE
SCHEDULE H, LINE 4I - SCHEDULE OF ASSETS
(HELD AT END OF YEAR)



DCMT COMPOSITE
COMPOSITE
SCHEDULE H, LINE 4I - SCHEDULE OF ASSETS
(HELD AT END OF YEAR)

(A) FUND	(B) IDENTITY OF ISSUER	(C) DESCRIPTION OF INVESTMENT SHARES/PAR	RATE	MAT DATE	(D) COST	(E) CURRENT VALUE
MLK3	3128M7TQ9	FED HM LN PC POOL G05659 FG 10/39 FIXED 4.5 4,609.38 4,609.38	4.500	10/01/2039	4,900.72 4,900.72	4,579.26 4,579.26
MLK3	3128M74T0	FED HM LN PC POOL G05934 FG 12/33 FIXED 6 10,677.77 10,677.77	6.000	12/01/2033	12,226.04 12,226.04	11,060.21 11,060.21
MLK3	3128M75Q5	FED HM LN PC POOL G05955 FG 08/40 FIXED 5 19,773.09 19,773.09	5.000	08/01/2040	21,020.53 21,020.53	20,062.52 20,062.52
MLK3	3128M8R30	FED HM LN PC POOL G06506 FG 12/40 FIXED 4 684.98 684.98	4.000	12/01/2040	737.20 737.20	659.39 659.39
MLK3	3128M9LV2	FED HM LN PC POOL G07240 FG 12/42 FIXED 3 239,307.93 239,307.93	3.000	12/01/2042	249,992.65 249,992.65	218,336.29 218,336.29
MLK3	3128M9WC2	FED HM LN PC POOL G07543 FG 08/41 FIXED 4.5 76,759.94 76,759.94	4.500	08/01/2041	82,133.14 82,133.14	76,258.31 76,258.31
MLK3	31292LV77	FED HM LN PC POOL C04238 FG 09/42 FIXED 3.5 21,451.33 21,451.33	3.500	09/01/2042	22,745.12 22,745.12	20,131.27 20,131.27
MLK3	31292SBD1	FED HM LN PC POOL C09036 FG 03/43 FIXED 3.5 136,067.86 136,067.86	3.500	03/01/2043	143,509.07 143,509.07	127,577.17 127,577.17
MLK3	312939WT4	FED HM LN PC POOL A91558 FG 03/40 FIXED 5 14,723.66 14,723.66	5.000	03/01/2040	15,195.30 15,195.30	14,984.69 14,984.69
MLK3	312940AM1	FED HM LN PC POOL A91812 FG 04/40 FIXED 5 17,752.70 17,752.70	5.000	04/01/2040	18,321.32 18,321.32	18,013.02 18,013.02
MLK3	312940EU9	FED HM LN PC POOL A91947 FG 04/40 FIXED 5 1,904.06 1,904.06	5.000	04/01/2040	2,023.61 2,023.61	1,931.98 1,931.98
MLK3	312941NS2	FED HM LN PC POOL A93101 FG 07/40 FIXED 5 10,871.85 10,871.85	5.000	07/01/2040	11,551.33 11,551.33	11,001.51 11,001.51

DCMT COMPOSITE
COMPOSITE
SCHEDULE H, LINE 4I - SCHEDULE OF ASSETS
(HELD AT END OF YEAR)

(A) FUND	(B) IDENTITY OF ISSUER	(C) DESCRIPTION OF INVESTMENT SHARES/PAR	RATE	MAT DATE	(E) CURRENT VALUE
			(D) COST		

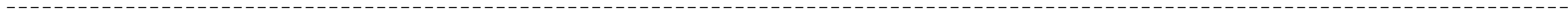
DCMT COMPOSITE
COMPOSITE
SCHEDULE H, LINE 4I - SCHEDULE OF ASSETS
(HELD AT END OF YEAR)

(A) FUND	(B) IDENTITY OF ISSUER	(C) DESCRIPTION OF INVESTMENT SHARES/PAR	RATE	MAT DATE	(D) COST	(E) CURRENT VALUE
		FED HM LN PC POOL ZS4693	FR 12/46 FIXED 3	3.000	12/01/2046	
					31,663.39	33,587.92
MLK3	3132A5GA7	31,663.39			33,587.92	28,353.08
		FED HM LN PC POOL ZS7403	FR 05/31 FIXED 3	3.000	05/01/2031	
					236,721.26	250,536.18
MLK3	3132A8GL7	236,721.26			250,536.18	227,252.90
		FED HM LN PC POOL ZS7930	FR 01/33 FIXED 3	3.000	01/01/2033	
					495,151.80	468,537.40
MLK3	3132A8Y37	495,151.80			468,537.40	470,932.59
		FED HM LN PC POOL SB0015	FR 06/33 FIXED 3.5	3.500	06/01/2033	
					107,817.34	115,735.17
MLK3	3132CWAQ7	107,817.34			115,735.17	104,306.34
		FED HM LN PC POOL SB0222	FR 11/34 FIXED 3	3.000	11/01/2034	
					59,105.27	61,691.14
MLK3	3132CWG73	59,105.27			61,691.14	55,531.62
		FED HM LN PC POOL SB0727	FR 08/37 FIXED 4	4.000	08/01/2037	
					432,778.42	421,485.62
MLK3	3132CWYY4	432,778.42			421,485.62	422,697.40
		FED HM LN PC POOL SD0080	FR 09/49 FIXED 3	3.000	09/01/2049	
					99,121.95	102,838.99
MLK3	3132DMCR4	99,121.95			102,838.99	89,102.31
		FED HM LN PC POOL SD0617	FR 11/50 FIXED 3.5	3.500	11/01/2050	
					47,397.41	50,759.67
MLK3	3132DMVJ1	47,397.41			50,759.67	43,704.99
		FED HM LN PC POOL SD0964	FR 12/46 FIXED 3.5	3.500	12/01/2046	
					202,805.41	200,397.09
MLK3	3132DNB93	202,805.41			200,397.09	188,626.92
		FED HM LN PC POOL SD1035	FR 05/52 FIXED 4	4.000	05/01/2052	
					493,738.12	497,132.58
MLK3	3132DNEG4	493,738.12			497,132.58	464,502.24
		FED HM LN PC POOL SD1217	FR 03/52 FIXED 2	2.000	03/01/2052	
					415,607.32	343,525.44
MLK3	3132DNK69	415,607.32			343,525.44	341,408.10
		FED HM LN PC POOL SD1361	FR 02/50 FIXED 3.5	3.500	02/01/2050	
					510,862.92	479,093.63
MLK3	3132DNQN6	510,862.92			479,093.63	477,425.87

DCMT COMPOSITE
COMPOSITE
SCHEDULE H, LINE 4I - SCHEDULE OF ASSETS
(HELD AT END OF YEAR)

(A) FUND	(B) IDENTITY OF ISSUER	(C) DESCRIPTION OF INVESTMENT SHARES/PAR	RATE	MAT DATE	(D) COST	(E) CURRENT VALUE
		FED HM LN PC POOL SD1497	FR 04/43 FIXED 3		3.000 04/01/2043	
			218,865.85		200,399.05	199,474.99
MLK3	3132DNUW1	218,865.85			200,399.05	199,474.99
		FED HM LN PC POOL SD7507	FR 11/49 FIXED 3		3.000 11/01/2049	
			1,049,812.73		1,122,807.54	941,035.89
MLK3	3132DVKU8	1,049,812.73			1,122,807.54	941,035.89
		FED HM LN PC POOL SD7531	FR 12/50 FIXED 3		3.000 12/01/2050	
			130,250.01		140,527.55	116,175.70
MLK3	3132DVLL7	130,250.01			140,527.55	116,175.70
		FED HM LN PC POOL SD7548	FR 11/51 FIXED 2.5		2.500 11/01/2051	
			1,121,550.17		965,584.60	966,056.35
MLK3	3132DVL52	1,121,550.17			965,584.60	966,056.35
		FED HM LN PC POOL SD7555	FR 08/52 FIXED 3		3.000 08/01/2052	
			1,078,378.05		961,946.92	960,187.42
MLK3	3132DVMC6	1,078,378.05			961,946.92	960,187.42
		FED HM LN PC POOL SD8039	FR 01/50 FIXED 4		4.000 01/01/2050	
			110,272.35		117,610.00	104,398.32
MLK3	3132DV4Y8	110,272.35			117,610.00	104,398.32
		FED HM LN PC POOL SD8146	FR 05/51 FIXED 2		2.000 05/01/2051	
			575,951.98		509,807.50	471,016.94
MLK3	3132DWBP7	575,951.98			509,807.50	471,016.94
		FED HM LN PC POOL SD8199	FR 03/52 FIXED 2		2.000 03/01/2052	
			5,328,514.56		4,673,273.79	4,346,590.76
MLK3	3132DWDC4	5,328,514.56			4,673,273.79	4,346,590.76
		FED HM LN PC POOL SD8200	FR 03/52 FIXED 2.5		2.500 03/01/2052	
			2,615,221.91		2,511,945.68	2,218,222.25
MLK3	3132DWDD2	829,374.79			750,584.18	703,472.85
MLK5	3132DWDD2	1,785,847.12			1,761,361.50	1,514,749.40
		FED HM LN PC POOL SD8204	FR 04/52 FIXED 2		2.000 04/01/2052	
			256,005.28		224,504.62	208,817.29
MLK3	3132DWDH3	256,005.28			224,504.62	208,817.29
		FED HM LN PC POOL SD8205	FR 04/52 FIXED 2.5		2.500 04/01/2052	
			2,800,655.13		2,675,610.26	2,376,613.93
MLK5	3132DWDJ9	2,800,655.13			2,675,610.26	2,376,613.93
		FED HM LN PC POOL SD8212	FR 05/52 FIXED 2.5		2.500 05/01/2052	
			3,656,918.94		3,335,224.36	3,102,295.04
MLK3	3132DWDR1	3,656,918.94			3,335,224.36	3,102,295.04

DCMT COMPOSITE
COMPOSITE
SCHEDULE H, LINE 4I - SCHEDULE OF ASSETS
(HELD AT END OF YEAR)



DCMT COMPOSITE
COMPOSITE
SCHEDULE H, LINE 4I - SCHEDULE OF ASSETS
(HELD AT END OF YEAR)

(A) FUND	(B) IDENTITY OF ISSUER	(C) DESCRIPTION OF INVESTMENT SHARES/PAR	RATE	MAT DATE	(D) COST	(E) CURRENT VALUE
MLK3	3133AKNH9	FED HM LN PC POOL QC1292 FR 05/51 FIXED 2.5 17,063.50 17,063.50	2.500	05/01/2051	17,844.69 17,844.69	14,516.09 14,516.09
MLK3	3133AMGK6	FED HM LN PC POOL QC2902 FR 06/51 FIXED 2.5 207,431.17 207,431.17	2.500	06/01/2051	217,122.08 217,122.08	179,362.02 179,362.02
MLK3	3133AM5L6	FED HM LN PC POOL QC3551 FR 07/51 FIXED 2.5 19,362.35 19,362.35	2.500	07/01/2051	20,233.65 20,233.65	16,472.75 16,472.75
MLK3	3133ANVW1	FED HM LN PC POOL QC4229 FR 07/51 FIXED 2.5 107,923.78 107,923.78	2.500	07/01/2051	112,881.52 112,881.52	93,320.23 93,320.23
MLK3	3133APTU3	FED HM LN PC POOL QC5063 FR 08/51 FIXED 2.5 161,141.17 161,141.17	2.500	08/01/2051	168,543.57 168,543.57	138,623.39 138,623.39
MLK3	3133APV63	FED HM LN PC POOL QC5137 FR 08/51 FIXED 2.5 54,439.81 54,439.81	2.500	08/01/2051	56,966.14 56,966.14	46,298.01 46,298.01
MLK3	3133AQFQ5	FED HM LN PC POOL QC5575 FR 08/51 FIXED 2.5 68,170.43 68,170.43	2.500	08/01/2051	71,259.41 71,259.41	57,971.45 57,971.45
MLK3	3133BDHH1	FED HM LN PC POOL QE3832 FR 06/52 FIXED 3 279,003.97 279,003.97	3.000	06/01/2052	243,648.93 243,648.93	245,245.59 245,245.59
MLK3	3133BNCR2	FED HM LN PC POOL QF0980 FR 10/52 FIXED 3 50,837.22 50,837.22	3.000	10/01/2052	43,910.65 43,910.65	44,704.98 44,704.98
MLK3	3133BNSV6	FED HM LN PC POOL QF1432 FR 10/52 FIXED 5 498,626.54 498,626.54	5.000	10/01/2052	489,063.04 489,063.04	492,038.75 492,038.75
MLK3	3133B6C99	FED HM LN PC POOL QD8196 FR 03/52 FIXED 2 1,540,042.32 1,540,042.32	2.000	03/01/2052	1,236,846.49 1,236,846.49	1,256,879.04 1,256,879.04
MLK5	3133B9Z56	FED HM LN PC POOL QE0764 FR 04/52 FIXED 3 2,548,096.33 2,548,096.33	3.000	04/01/2052	2,293,684.84 2,293,684.84	2,239,827.51 2,239,827.51

DCMT COMPOSITE
COMPOSITE
SCHEDULE H, LINE 4I - SCHEDULE OF ASSETS
(HELD AT END OF YEAR)

(A) (B) IDENTITY OF ISSUER (C) DESCRIPTION OF INVESTMENT5 Td ()Tj 0 0 K5M9E MENDDA L-----

DCMT COMPOSITE
COMPOSITE
SCHEDULE H, LINE 4I - SCHEDULE OF ASSETS
(HELD AT END OF YEAR)

(A) FUND	(B) IDENTITY OF ISSUER	(C) DESCRIPTION OF INVESTMENT SHARES/PAR	RATE	MAT DATE (D) COST	(E) CURRENT VALUE
MLK3	3133KNGN7	FED HM LN PC POOL RA6505 FR 12/51 FIXED 2 1,325,938.11	2.000	12/01/2051 1,323,893.50	1,082,479.19
		1,325,938.11		1,323,893.50	1,082,479.19
MLK3	3133KNLC5	FED HM LN PC POOL RA6623 FR 01/52 FIXED 2.5 1,431,492.68	2.500	01/01/2052 1,445,583.94	1,222,473.92
		1,431,492.68		1,445,583.94	1,222,473.92
MLK3	3133KNMZ3	FED HM LN PC POOL RA6676 FR 01/52 FIXED 2 275,728.84	2.000	01/01/2052 221,444.72	225,057.15
		275,728.84		221,444.72	225,057.15
MLK3	3133KPD54	FED HM LN PC POOL RA7324 FR 05/52 FIXED 2 167,039.12	2.000	05/01/2052 146,785.63	137,077.30
		167,039.12		146,785.63	137,077.30
MLK3	3133KYWH8	FED HM LN PC POOL RB5148 FR 03/42 FIXED 2 817,014.35	2.000	03/01/2042 787,546.30	689,890.05
		817,014.35		787,546.30	689,890.05
MLK3	3133KYWJ4	FED HM LN PC POOL RB5149 FR 03/42 FIXED 2.5 637,080.57	2.500	03/01/2042 641,835.39	554,929.89
		637,080.57		641,835.39	554,929.89
MLK3	3133KYWX3	FED HM LN PC POOL RB5162 FR 06/42 FIXED 3 269,967.37	3.000	06/01/2042 247,665.01	241,538.80
		269,967.37		247,665.01	241,538.80
MLK3	3133KYW39	FED HM LN PC POOL RB5166 FR 07/42 FIXED 3 64,979.16	3.000	07/01/2042 56,831.38	58,136.42
		64,979.16		56,831.38	58,136.42
MLK3	3133KYXA2	FED HM LN PC POOL RB5173 FR 08/42 FIXED 3 56,562.39	3.000	08/01/2042 49,470.00	50,605.88
		56,562.39		49,470.00	50,605.88
MLK3	3133WJRC5	FED HM LN PC POOL QO0483 FR 06/37 FIXED 2.5 454,940.48	2.500	06/01/2037 409,908.49	417,753.97
		454,940.48		409,908.49	417,753.97
MLK3	31335ABF4	FED HM LN PC POOL G60038 FG 01/44 FIXED 3.5 86,853.96	3.500	01/01/2044 90,749.66	81,490.55
		86,853.96		90,749.66	81,490.55
MLK3	31335APZ5	FED HM LN PC POOL G60440 FG 03/46 FIXED 3.5 126,879.10	3.500	03/01/2046 134,192.29	118,309.70
		126,879.10		134,192.29	118,309.70

DCMT COMPOSITE
COMPOSITE
SCHEDULE H, LINE 4I - SCHEDULE OF ASSETS
(HELD AT END OF YEAR)

(A) FUND	(B) IDENTITY OF ISSUER	(C) DESCRIPTION OF INVESTMENT SHARES/PAR	RATE	MAT DATE (D) COST	(E) CURRENT VALUE
ML02	313384AL3	FED HOME LN DISCOUNT NT DISCOUNT NOT 01/23 0.00000 1,980,000.00 1,980,000.00	0.010	01/11/2023 1,953,259.00 1,953,259.00	1,953,259.00 1,953,259.00
ML02	313384BA6	FED HOME LN DISCOUNT NT DISCOUNT NOT 01/23 0.00000 3,000,000.00 3,000,000.00	0.010	01/25/2023 2,980,773.33 2,980,773.33	2,980,773.33 2,980,773.33
ML02	313384CF4	FED HOME LN DISCOUNT NT DISCOUNT NOT 02/23 0.00000 2,900,000.00 2,900,000.00	0.010	02/23/2023 2,880,086.67 2,880,086.67	2,880,086.67 2,880,086.67
ML02	313384FM6	FED HOME LN DISCOUNT NT DISCOUNT NOT 05/23 0.00000 5,400,000.00 5,400,000.00	0.010	05/12/2023 5,286,285.00 5,286,285.00	5,286,285.00 5,286,285.00
MLK3	31368HMQ3	FNMA POOL 190367 FN 01/36 FIXED VAR 99,927.28 99,927.28	1.000	01/01/2036 108,733.43 108,733.43	103,569.69 103,569.69
MLK3	31368HMT7	FNMA POOL 190370 FN 06/36 FIXED VAR 11,998.07 11,998.07	1.000	06/01/2036 13,273.21 13,273.21	12,483.33 12,483.33
MLK3	31371K7E5	FNMA POOL 254793 FN 07/33 FIXED 5 7,060.86 7,060.86	5.000	07/01/2033 7,657.20 7,657.20	7,127.04 7,127.04
MLK3	31376KL53	FNMA POOL 357748 FN 04/35 FIXED 5.5 3,504.42 3,504.42	5.500	04/01/2035 3,757.24 3,757.24	3,624.20 3,624.20
MLK3	3138A5BP6	FNMA POOL AH3645 FN 02/41 FIXED 4 26,779.35 26,779.35	4.000	02/01/2041 28,465.63 28,465.63	25,749.80 25,749.80
MLK3	3138A8RD0	FNMA POOL AH6783 FN 03/41 FIXED 4 10,713.25 10,713.25	4.000	03/01/2041 11,339.28 11,339.28	10,301.36 10,301.36
MLK3	3138A8YD2	FNMA POOL AH7007 FN 03/41 FIXED 4 86,194.47 86,194.47	4.000	03/01/2041 92,281.71 92,281.71	82,878.64 82,878.64
MLK3	3138EGCB8	FNMA POOL AL0065 FN 04/41 FIXED VAR 273,107.60 273,107.60	1.000	04/01/2041 307,981.83 307,981.83	271,016.43 271,016.43

DCMT COMPOSITE
COMPOSITE
SCHEDULE H, LINE 4I - SCHEDULE OF ASSETS
(HELD AT END OF YEAR)

(A) FUND	(B) IDENTITY OF ISSUER	(C) DESCRIPTION OF INVESTMENT SHARES/PAR	RATE	MAT DATE (D) COST	(E) CURRENT VALUE
MLK3	3138EGFA7	FNMA POOL AL0160 FN 05/41 FIXED VAR 220,742.36	1.000	05/01/2041 239,022.61	218,635.59
		220,742.36		239,022.61	218,635.59
MLK3	3138EHFB3	FNMA POOL AL1061 FN 02/41 FIXED VAR 19,494.99	1.000	02/01/2041 20,731.73	18,745.60
		19,494.99		20,731.73	18,745.60
MLK3	3138EHVS8	FNMA POOL AL1524 FN 12/40 FIXED VAR 2,783.94	1.000	12/01/2040 2,971.36	2,762.62
		2,783.94		2,971.36	2,762.62
MLK3	3138EHXF4	FNMA POOL AL1577 FN 01/42 FIXED VAR 6,893.03	1.000	01/01/2042 7,601.74	6,986.00
		6,893.03		7,601.74	6,986.00
MLK3	3138EH3F7	FNMA POOL AL1697 FN 10/41 FIXED VAR 295,156.40	1.000	10/01/2041 315,448.46	283,808.73
		295,156.40		315,448.46	283,808.73
MLK3	3138EJ7F9	FNMA POOL AL2693 FN 08/42 FIXED VAR 34,180.20	1.000	08/01/2042 36,759.73	33,021.34
		34,180.20		36,759.73	33,021.34
MLK3	3138ELB36	FNMA POOL AL3657 FN 06/43 FIXED VAR 20,573.33	1.000	06/01/2043 21,913.79	19,273.85
		20,573.33		21,913.79	19,273.85
MLK3	3138ELN41	FNMA POOL AL4010 FN 07/43 FIXED VAR 57,592.77	1.000	07/01/2043 61,201.28	53,967.15
		57,592.77		61,201.28	53,967.15
MLK3	3138EMHW4	FNMA POOL AL4744 FN 12/38 FIXED VAR 19,057.67	1.000	12/01/2038 21,273.19	19,665.68
		19,057.67		21,273.19	19,665.68
MLK3	3138EMTQ4	FNMA POOL AL5058 FN 08/37 FIXED VAR 27,199.03	1.000	08/01/2037 30,862.41	28,142.90
		27,199.03		30,862.41	28,142.90
MLK3	3138EMYW5	FNMA POOL AL5224 FN 02/38 FIXED VAR 4,018.88	1.000	02/01/2038 4,438.35	4,107.54
		4,018.88		4,438.35	4,107.54
MLK3	3138ENBE8	FNMA POOL AL5436 FN 03/41 FIXED VAR 87,204.76	1.000	03/01/2041 99,903.96	91,464.87
		87,204.76		99,903.96	91,464.87

DCMT COMPOSITE
COMPOSITE
SCHEDULE H, LINE 4I - SCHEDULE OF ASSETS
(HELD AT END OF YEAR)

(A) FUND	(B) IDENTITY OF ISSUER	(C) DESCRIPTION OF INVESTMENT SHARES/PAR	RATE	MAT DATE	(D) COST	(E) CURRENT VALUE
		FNMA POOL AL6078	1.000	03/01/2042		
					38,690.72	42,970.88
MLK3	3138ENXG9	38,690.72			42,970.88	39,212.71
		FNMA POOL AL6167	1.000	01/01/2044		
					98,066.71	102,433.25
MLK3	3138ENZ93	98,066.71			102,433.25	91,725.18
		FNMA POOL AL7147	1.000	02/01/2045		
					331,694.88	372,120.20
MLK3	3138EP5H3	331,694.88			372,120.20	325,996.73
		FNMA POOL AL7991	1.000	01/01/2046		
					68,486.39	71,867.91
MLK3	3138EQ2Z4	68,486.39			71,867.91	63,761.03
		FNMA POOL AL9027	1.000	09/01/2046		
					5,856.12	6,141.59
MLK3	3138ERA59	5,856.12			6,141.59	5,554.69
		FNMA POOL AL9061	1.000	08/01/2046		
					18,051.96	18,768.40
MLK3	3138ERB74	18,051.96			18,768.40	15,970.52
		FNMA POOL AL9371	1.000	10/01/2046		
					797,444.28	815,353.32
MLK3	3138ERMV9	797,444.28			815,353.32	715,637.84
		FNMA POOL AL9399	1.000	11/01/2036		
					22,286.85	22,457.49
MLK3	3138ERNR7	22,286.85			22,457.49	20,706.01
		FNMA POOL AL9412	1.000	11/01/2036		
					225,515.42	227,946.74
MLK3	3138ERN63	225,515.42			227,946.74	209,520.92
		FNMA POOL AL9413	1.000	11/01/2036		
					87,131.38	87,809.91
MLK3	3138ERN71	87,131.38			87,809.91	80,954.94
		FNMA POOL AL9566	1.000	06/01/2046		
					140,678.68	144,635.26
MLK3	3138ERTY6	140,678.68			144,635.26	131,371.42
		FNMA POOL AL9716	1.000	12/01/2044		
					44,771.51	45,806.83
MLK3	3138ERYN4	44,771.51			45,806.83	41,878.83

DCMT COMPOSITE
COMPOSITE
SCHEDULE H, LINE 4I - SCHEDULE OF ASSETS

DCMT COMPOSITE
COMPOSITE
SCHEDULE H, LINE 4I - SCHEDULE OF ASSETS
(HELD AT END OF YEAR)

(A) FUND	(B) IDENTITY OF ISSUER	(C) DESCRIPTION OF INVESTMENT SHARES/PAR	RATE	MAT DATE	(D) COST	(E) CURRENT VALUE
		FNMA POOL AS8295				
		FN 11/46 FIXED 3	3.000	11/01/2046		
		191,308.24			195,672.48	173,097.64
MLK3	3138WJGD4	191,308.24			195,672.48	173,097.64
		FNMA POOL AS8550				
		FN 12/36 FIXED 3	3.000	12/01/2036		
		26,603.89			26,807.59	24,716.81
MLK3	3138WJQC5	26,603.89			26,807.59	24,716.81
		FNMA POOL AS9031				
		FN 06/33 FIXED 3	3.000	06/01/2033		
		1,187.13			1,235.53	1,062.74
MLK3	3138WKA96	1,187.13			1,235.53	1,062.74
		FNMA POOL AS9032				
		FN 08/43 FIXED 3	3.000	08/01/2043		
		34,890.87			36,313.76	31,385.55
MLK3	3138WKBA2	34,890.87			36,313.76	31,385.55
		FNMA POOL AS9236				
		FN 02/44 FIXED 3	3.000	02/01/2044		
		3,774.96			3,928.91	3,403.71
MLK3	3138WKHN8	3,774.96			3,928.91	3,403.71
		FNMA POOL AT1934				
		FN 04/43 FIXED 3.5	3.500	04/01/2043		
		5,212.55			5,488.25	4,882.00
MLK3	3138WPEG5	5,212.55			5,488.25	4,882.00
		FNMA POOL AU0640				
		FN 07/43 FIXED 3.5	3.500	07/01/2043		
		9,292.85			9,784.34	8,695.94
MLK3	3138WZWA6	9,292.85			9,784.34	8,695.94
		FNMA POOL AS0406				
		FN 09/43 FIXED 3	3.000	09/01/2043		
		55,172.24			57,534.31	50,178.75
MLK3	3138W9NY2	55,172.24			57,534.31	50,178.75
		FNMA POOL AW5063				
		FN 07/44 FIXED 4	4.000	07/01/2044		
		2,957.93			3,156.68	2,836.80
MLK3	3138XUTV4	2,957.93			3,156.68	2,836.80
		FNMA POOL AU1629				
		FN 07/43 FIXED 3	3.000	07/01/2043		
		10,171.09			10,135.11	9,218.44
MLK3	3138X0Y36	10,171.09			10,135.11	9,218.44
		FNMA POOL AU6198				
		FN 08/43 FIXED 3.5	3.500	08/01/2043		
		7,739.43			8,148.77	7,232.24
MLK3	3138X53G0	7,739.43			8,148.77	7,232.24
		FNMA POOL AZ0862				
		FN 07/45 FIXED 3.5	3.500	07/01/2045		
		141,934.99			147,318.54	132,230.61
MLK3	3138YR5Y0	141,934.99			147,318.54	132,230.61

DCMT COMPOSITE
COMPOSITE
SCHEDULE H, LINE 4I - SCHEDULE OF ASSETS
(HELD AT END OF YEAR)

(A)	(B) IDENTITY OF ISSUER	(C) DESCRIPTION OF INVESTMENT	RATE	MAT DATE	(E) CURRENT
FUND NT					
FUND NT					

DCMT COMPOSITE
COMPOSITE
SCHEDULE H, LINE 4I - SCHEDULE OF ASSETS
(HELD AT END OF YEAR)

(A) FUND	(B) IDENTITY OF ISSUER	(C) DESCRIPTION OF INVESTMENT SHARES/PAR	RATE	MAT DATE	(D) COST	(E) CURRENT VALUE
		FNMA POOL BM1495	1.000	01/01/2036		
					76,125.56	77,410.17
MLK3	3140J5UV9				76,125.56	77,410.17
		FNMA POOL BM1879	1.000	01/01/2044		
					88,684.15	91,469.40
MLK3	3140J6CR6				88,684.15	91,469.40
		FNMA POOL BM3148	1.000	11/01/2047		
					86,045.67	90,186.63
MLK3	3140J7QA6				86,045.67	90,186.63
		FNMA POOL BM3212	1.000	11/01/2032		
					104,259.75	106,898.81
MLK3	3140J7SA4				104,259.75	106,898.81
		FNMA POOL BM3279	1.000	05/01/2044		
					467,558.25	509,638.48
MLK3	3140J7UD5				467,558.25	509,638.48
		FNMA POOL BM3332	1.000	01/01/2048		
					90,120.30	90,768.05
MLK3	3140J7V28				90,120.30	90,768.05
		FNMA POOL BM3385	1.000	06/01/2045		
					284,266.18	291,195.17
MLK3	3140J7XP5				284,266.18	291,195.17
		FNMA POOL BM3859	1.000	08/01/2031		
					305,981.40	303,495.30
MLK3	3140J8JD6				305,981.40	303,495.30
		FNMA POOL BM4221	1.000	01/01/2043		
					87,931.66	87,622.53
MLK3	3140J8VP5				87,931.66	87,622.53
		FNMA POOL BM4744	1.000	06/01/2047		
					82,933.48	84,624.56
MLK3	3140J9HW4				82,933.48	84,624.56
		FNMA POOL BM4896	1.000	02/01/2047		
					114,917.24	114,513.23
MLK3	3140J9NN7				114,917.24	114,513.23
		FNMA POOL BM5111	1.000	11/01/2033		
					103,228.65	103,986.72
MLK3	3140J9VD0				103,228.65	103,986.72

DCMT COMPOSITE
COMPOSITE
SCHEDULE H, LINE 4I - SCHEDULE OF ASSETS
(HELD AT END OF YEAR)

(A) FUND	(B) IDENTITY OF ISSUER	(C) DESCRIPTION OF INVESTMENT SHARES/PAR	RATE	MAT DATE	(D) COST	(E) CURRENT VALUE
MLK3	3140MULM0	FNMA POOL BW3031 FN 08/52 FIXED 4.5 259,999.67 259,999.67	4.500	08/01/2052	243,262.19 243,262.19	250,527.51 250,527.51
MLK3	3140M2PY2	FNMA POOL BU1338 FN 02/52 FIXED 2 78,636.54 78,636.54	2.000	02/01/2052	63,154.98 63,154.98	64,190.65 64,190.65
MLK3	3140N0TJ4	FNMA POOL BW7752 FN 10/52 FIXED 5 4,943.02 4,943.02	5.000	10/01/2052	4,795.50 4,795.50	4,877.71 4,877.71
MLK3	3140QA3Y4	FNMA POOL CA3514 FN 05/49 FIXED 4.5 96,608.14 96,608.14	4.500	05/01/2049	103,363.16 103,363.16	94,633.16 94,633.16
MLK3	3140QBR67	FNMA POOL CA4108 FN 09/49 FIXED 3 315,399.18 315,399.18	3.000	09/01/2049	336,245.09 336,245.09	282,739.30 282,739.30
MLK3	3140QCCH7	FNMA POOL CA4571 FN 11/49 FIXED 4 55,138.21 55,138.21	4.000	11/01/2049	57,696.96 57,696.96	52,169.25 52,169.25
MLK3	3140QCLD6	FNMA POOL CA4823 FN 12/49 FIXED 4 96,508.19 96,508.19	4.000	12/01/2049	103,286.13 103,286.13	91,497.82 91,497.82
MLK3	3140QCNB8	FNMA POOL CA4885 FN 12/34 FIXED 3 146,656.54 146,656.54	3.000	12/01/2034	153,118.59 153,118.59	137,796.76 137,796.76
MLK3	3140QCXQ4	FNMA POOL CA5186 FN 01/50 FIXED 4.5 16,516.41 16,516.41	4.500	01/01/2050	17,644.17 17,644.17	16,172.81 16,172.81
MLK3	3140QC4X1	FNMA POOL CA5337 FN 03/50 FIXED 3 480,395.45 480,395.45	3.000	03/01/2050	511,020.65 511,020.65	425,759.72 425,759.72
MLK3	3140QDEN0	FNMA POOL CA5540 FN 04/50 FIXED 3 11,230.57 11,230.57	3.000	04/01/2050	11,969.36 11,969.36	9,984.74 9,984.74
MLK3	3140QDKJ2	FNMA POOL CA5696 FN 05/50 FIXED 4.5 82,789.24 82,789.24	4.500	05/01/2050	90,473.14 90,473.14	80,524.85 80,524.85

DCMT COMPOSITE
COMPOSITE
SCHEDULE H, LINE 4I - SCHEDULE OF ASSETS
(HELD AT END OF YEAR)

(A) FUND	(B) IDENTITY OF ISSUER	(C) DESCRIPTION OF INVESTMENT SHARES/PAR	RATE	MAT DATE	(D) COST	(E) CURRENT VALUE
MLK3	3140QEAQ5	FNMA POOL CA6314 FN 07/50 FIXED 3 165,177.44	3.000	07/01/2050	176,997.96	146,227.72
		165,177.44			176,997.96	146,227.72
MLK3	3140QEJ94	FNMA POOL CA6587 FN 08/50 FIXED 2 283,959.76	2.000	08/01/2050	234,533.01	232,807.91
		283,959.76			234,533.01	232,807.91
MLK3	3140QHKB0	FNMA POOL CA9289 FN 02/51 FIXED 2.5 544,160.11	2.500	02/01/2051	508,109.49	462,957.97
		544,160.11			508,109.49	462,957.97
MLK3	3140QHNG6	FNMA POOL CA9390 FN 03/51 FIXED 2.5 615,310.26	2.500	03/01/2051	566,626.24	522,097.21
		615,310.26			566,626.24	522,097.21
MLK3	3140QLPR1	FNMA POOL CB1331 FN 08/51 FIXED 2.5 652,548.11	2.500	08/01/2051	681,555.92	555,000.57
		652,548.11			681,555.92	555,000.57
MLK3	3140QL6V3	FNMA POOL CB1783 FN 10/51 FIXED 2.5 1,773,878.93	2.500	10/01/2051	1,845,365.18	1,508,699.36
		1,773,878.93			1,845,365.18	1,508,699.36
MLK3	3140QMAL8	FNMA POOL CB1810 FN 10/51 FIXED 3 844,222.46	3.000	10/01/2051	729,197.16	742,268.65
		844,222.46			729,197.16	742,268.65
MLK3	3140QMCC6	FNMA POOL CB1866 FN 10/51 FIXED 2.5 1,408,703.23	2.500	10/01/2051	1,460,429.07	1,198,125.10
		1,408,703.23			1,460,429.07	1,198,125.10
MLK3	3140QMTP9	FNMA POOL CB2357 FN 12/51 FIXED 2 1,914,932.28	2.000	12/01/2051	1,909,247.34	1,563,504.90
		1,914,932.28			1,909,247.34	1,563,504.90
MLK3	3140QMZC1	FNMA POOL CB2538 FN 01/52 FIXED 2.5 921,152.12	2.500	01/01/2052	930,219.72	786,574.31
		921,152.12			930,219.72	786,574.31
MLK3	3140QM4V3	FNMA POOL CB2635 FN 01/52 FIXED 2.5 1,420,702.08	2.500	01/01/2052	1,358,213.39	1,207,041.44
		1,420,702.08			1,358,213.39	1,207,041.44
MLK3	3140QM4Y7	FNMA POOL CB2638 FN 01/52 FIXED 2.5 1,724,315.86	2.500	01/01/2052	1,467,015.60	1,465,549.50
		1,724,315.86			1,467,015.60	1,465,549.50

DCMT COMPOSITE
COMPOSITE
SCHEDULE H, LINE 4I - SCHEDULE OF ASSETS
(HELD AT END OF YEAR)

(A) FUND	(B) IDENTITY OF ISSUER	(C) DESCRIPTION OF INVESTMENT SHARES/PAR	RATE	MAT DATE	(D) COST	(E) CURRENT VALUE
MLK3	3140XBDR8	FNMA POOL FM7311 FN 03/49 FIXED VAR 185,078.74	1.000	03/01/2049	200,492.33	180,932.92
		185,078.74			200,492.33	180,932.92
MLK3	3140XBJC5	FNMA POOL FM7458 FN 09/35 FIXED VAR 41,535.21	1.000	09/01/2035	40,444.91	39,976.22
		41,535.21			40,444.91	39,976.22
MLK3	3140XBQD5	FNMA POOL FM7651 FN 09/49 FIXED VAR 243,469.62	1.000	09/01/2049	238,371.96	240,399.89
		243,469.62			238,371.96	240,399.89
MLK3	3140XCDA3	FNMA POOL FM8196 FN 12/48 FIXED VAR 644,502.30	1.000	12/01/2048	686,495.66	598,683.12
		644,502.30			686,495.66	598,683.12
MLK3	3140XCG69	FNMA POOL FM8320 FN 08/51 FIXED VAR 69,641.48	1.000	08/01/2051	73,221.50	59,240.09
		69,641.48			73,221.50	59,240.09
MLK3	3140XCP28	FNMA POOL FM8540 FN 11/35 FIXED VAR 186,510.10	1.000	11/01/2035	198,370.98	178,819.89
		186,510.10			198,370.98	178,819.89
MLK3	3140XCP51	FNMA POOL FM8543 FN 11/44 FIXED VAR 190,242.10	1.000	11/01/2044	193,095.73	192,783.05
		190,242.10			193,095.73	192,783.05
MLK3	3140XC3M8	FNMA POOL FM8903 FN 07/51 FIXED VAR 580,984.12	1.000	07/01/2051	578,260.76	538,312.57
		580,984.12			578,260.76	538,312.57
MLK3	3140XD6	FNMA POOL FM9067 FN 10/51 FIXED VAR 199,077.27	1.000	10/01/2051	168,018.10	169,295.35
		199,077.27			168,018.10	169,295.35
MLK3	3140XDGT7	FNMA POOL FM9209 FN 10/51 FIXED VAR 1,267,542.28	1.000	10/01/2051	1,349,536.42	1,130,604.29
		1,267,542.28			1,349,536.42	1,130,604.29
MLK3	3140XFNJ6	FNMA POOL FS0392 FN 01/52 FIXED VAR 768,046.17	1.000	01/01/2052	653,409.28	651,747.64
		768,046.17			653,409.28	651,747.64
MLK3	3140XFY70	FNMA POOL FS0733 FN 02/52 FIXED VAR 572,420.73	1.000	02/01/2052	507,978.68	470,221.25
		572,420.73			507,978.68	470,221.25

DCMT COMPOSITE
COMPOSITE
SCHEDULE H, LINE 4I - SCHEDULE OF ASSETS
(HELD AT END OF YEAR)

(A) FUND	(B) IDENTITY OF ISSUER	(C) DESCRIPTION OF INVESTMENT SHARES/PAR	RATE	MAT DATE	(D) COST	(E) CURRENT VALUE
MLK3	3140XGEQ8	FNMA POOL FS1042 FN 09/45 FIXED VAR 857,806.76	1.000	09/01/2045	821,349.98	824,847.89
		857,806.76			821,349.98	824,847.89
MLK3	3140XGRW1	FNMA POOL FS1400 FN 07/47 FIXED VAR 60,584.47	1.000	07/01/2047	56,930.46	56,795.96
		60,584.47			56,930.46	56,795.96
MLK3	3140XGVC0	FNMA POOL FS1510 FN 10/48 FIXED VAR 289,883.98	1.000	10/01/2048	293,416.94	293,932.77
		289,883.98			293,416.94	293,932.77
MLK3	3140XGYQ6	FNMA POOL FS1618 FN 03/52 FIXED VAR 297,069.98	1.000	03/01/2052	263,440.71	243,785.80
		297,069.98			263,440.71	243,785.80
MLK3	3140XG3C1	FNMA POOL FS1694 FN 07/35 FIXED VAR 245,944.51	1.000	07/01/2035	240,756.62	240,191.87
		245,944.51			240,756.62	240,191.87
MLK3	3140XHK97	FNMA POOL FS2119 FN 03/46 FIXED VAR 149,513.02	1.000	03/01/2046	143,088.95	143,768.16
		149,513.02			143,088.95	143,768.16
MLK3	3140XH2F3	FNMA POOL FS2573 FN 03/52 FIXED VAR 101,747.07	1.000	03/01/2052	93,957.06	87,441.33
		101,747.07			93,957.06	87,441.33
MLK3	3140XH4E4	FNMA POOL FS2620 FN 08/52 FIXED VAR 54,546.37	1.000	08/01/2052	55,624.51	53,846.76
		54,546.37			55,624.51	53,846.76
MLK3	3140XJB93	FNMA POOL FS2763 FN 08/42 FIXED VAR 575,603.34	1.000	08/01/2042	488,183.58	486,048.08
		575,603.34			488,183.58	486,048.08
MLK3	3140XJDK6	FNMA POOL FS2805 FN 09/52 FIXED VAR 374,198.43	1.000	09/01/2052	344,591.45	317,538.42
		374,198.43			344,591.45	317,538.42
MLK3	3140XJG56	FNMA POOL FS2919 FN 03/35 FIXED VAR 423,479.91	1.000	03/01/2035	413,422.26	407,584.90
		423,479.91			413,422.26	407,584.90
MLK3	3140X4DE3	FNMA POOL FM1000 FN 04/47 FIXED VAR 577,115.61	1.000	04/01/2047	610,371.49	515,609.20
		577,115.61			610,371.49	515,609.20

DCMT COMPOSITE
COMPOSITE
SCHEDULE H, LINE 4I - SCHEDULE OF ASSETS
(HELD AT END OF YEAR)

(A) FUND	(B) IDENTITY OF ISSUER	(C) DESCRIPTION OF INVESTMENT SHARES/PAR	RATE	MAT DATE (D) COST	(E) CURRENT VALUE
MLK3	3140X4TB2	FNMA POOL FM1445 FN 08/49 FIXED VAR 84,734.25	1.000	08/01/2049 87,925.02	76,244.77
		84,734.25		87,925.02	76,244.77
MLK3	3140X5ZM8	FNMA POOL FM2547 FN 02/35 FIXED VAR 176,211.40	1.000	02/01/2035 184,292.35	165,563.48
		176,211.40		184,292.35	165,563.48
MLK3	3140X56K4	FNMA POOL FM2673 FN 10/45 FIXED VAR 344,974.67	1.000	10/01/2045 377,962.87	331,712.94
		344,974.67		377,962.87	331,712.94
MLK3	3140X6BM2	FNMA POOL FM2743 FN 02/34 FIXED VAR 128,170.59	1.000	02/01/2034 135,600.48	121,302.45
		128,170.59		135,600.48	121,302.45
MLK3	3140X6FL0	FNMA POOL FM2870 FN 03/50 FIXED VAR 1,058,143.44	1.000	03/01/2050 1,016,878.08	939,169.52
		1,058,143.44		1,016,878.08	939,169.52
MLK3	Z46	FNMA POOL FM3462 FN 12/3 462 45,329.86	1.000	POOL FM2743 48,658.7 128,170.59	43,773.2 939,169.52
		45,329.86		48,658.7 128,170.59	43,773.2 939,169.52
MLK3	7CA 10/01/2045	FNMA66,058,143.44 FN 08/49 FIXED VAR 699 2. POOL FM3462	3 1.000	08/01/2049 748,698.0 08/01/2049	667,356.23939,169.52
		699 2. POOL FM3462		748,698.0 08/01/2049	667,356.23939,169.52
MLK3	7MW6	FNMA97POOL FM3462 07 FN 03/50 FIXED VAR 23,752.0 02/01/2034	7 1.000	03/01/2050 2 39 87,925.02	883.1 331,712.94
		23,752.0 02/01/2034		2 39 87,925.02	883.1 331,712.94
MLK3	7VE6	FN421POOL FM3462 PO FN 12/3 462 37 30.0 08/01/2049	1.00	POOL FM2547 43,39 POOL FM2743	38,357.3 76,244.77
		37 30.0 08/01/2049		43,39 POOL FM2743	38,357.3 76,244.77
MLK3	9DD 3140X56K4	FN549 08/01/2049 FN 08/49 FIXED VAR 71 1.8 3140X5ZM8	2 1.000	08/01/2049 9 03/01/2050	64,523.5 121,302.45
		71 1.8 3140X5ZM8		9 03/01/2050	64,523.5 121,302.45
MLK3	9DE 3140X6BM2	FN550POOL FM2870 9/46 FN 08/49 FIXED VAR 3,367.71	9 1.0006	86,00 .21	1 010. POOL 1,302.45
		3,367.71		86,00 .21	1 010. POOL 1,302.45
MLK3		FN571,016,878.08 5 PO FN 12/3 462 112,546.8 3140X5ZM8	5 1.00	POOL FM2547 126,333 377,962.87	111,685.3 939,169.52

DCMT COMPOSITE
COMPOSITE
SCHEDULE H, LINE 4I - SCHEDULE OF ASSETS
(HELD AT END OF YEAR)

(A) FUND	(B) IDENTITY OF ISSUER	(C) DESCRIPTION OF INVESTMENT SHARES/PAR	RATE	MAT DATE (D) COST	(E) CURRENT VALUE	
MLK3	3140X9RS6	FNMA POOL FM5896 FN 03/49 FIXED VAR 117,977.96 117,977.96	1.000	03/01/2049 130,955.52 130,955.52	118,331.77 118,331.77	
MLK3	3140X92K0	FNMA POOL FM6177 FN 07/34 FIXED VAR 78,290.29 78,290.29	1.000	07/01/2034 84,284.39 84,284.39	75,519.46 75,519.46	
MLK3	31402CVY5	FNMA POOL 725231 FN 02/34 FIXED VAR 12,843.11 12,843.11	1.000	02/01/2034 13,927.80 13,927.80	12,865.60 12,865.60	
MLK3	31402CV74	FNMA POOL 725238 FN 03/34 FIXED VAR 12,230.69 12,230.69	1.000	03/01/2034 13,263.65 13,263.65	12,259.63 12,259.63	
MLK3	31402RDD8	FNMA POOL 735500 FN 05/35 FIXED VAR 14,587.20 14,587.20	1.000	05/01/2035 15,879.62 15,879.62	15,085.82 15,085.82	
MLK3	31403DDX4	FNMA POOL 745418 FN 04/36 FIXED VAR 64,622.99 64,622.99	1.000	04/01/2036 68,251.54 68,251.54	66,959.28 66,959.28	
MLK3	31403DD97	FNMA POOL 745428 FN 01/36 FIXED VAR 8,030.63 8,030.63	1.000	01/01/2036 8,784.79 8,784.79	8,315.08 8,315.08	
MLK3	31403DVK1	FNMA POOL 745950 FN 11/36 FIXED VAR 17,051.07 17,051.07	1.000	11/01/2036 18,828.85 18,828.85	17,768.49 17,768.49	
MLK3	31410F5C5	FNMA POOL 888343 FN 11/35 FIXED VAR 5,057.74 5,057.74	1.000	11/01/2035 5,463.99 5,463.99	5,169.44 5,169.44	
		FNMA POOL 888873 FN 08/37 FIXED VAR 48,658.89	1.000	08/01/2037 52,870.93	51,394.65	31410F5C5
10KAG-----		FNMA POOL 888873 4 1.8 5,169.44				
		FNMA POOL 888873 1,562.1 5,057.74	1,716.		1,6 41	

DCMT COMPOSITE
COMPOSITE
SCHEDULE H, LINE 4I - SCHEDULE OF ASSETS
(HELD AT END OF YEAR)

(A) FUND	(B) IDENTITY OF ISSUER	(C) DESCRIPTION OF INVESTMENT SHARES/PAR	RATE	MAT DATE	(D) COST	(E) CURRENT VALUE
MLK3	31410KJJ4	FNMA POOL 889565 FN 08/37 FIXED VAR 1,116.58	1.000	08/01/2037	1,197.25	1,155.21
		1,116.58			1,197.25	1,155.21
MLK3	31410KJT2	FNMA POOL 889574 FN 08/37 FIXED VAR 23,787.17	1.000	08/01/2037	25,972.68	24,826.73
		23,787.17			25,972.68	24,826.73
MLK3	31410LS37	FNMA POOL 890738 FN 09/43 FIXED VAR 64,829.59	1.000	09/01/2043	69,013.14	60,871.77
		64,829.59			69,013.14	60,871.77
MLK3	31416BLC0	FNMA POOL 995023 FN 08/37 FIXED VAR 2,064.82	1.000	08/01/2037	2,213.88	2,137.96
		2,064.82			2,213.88	2,137.96
MLK3	31416BLD8	FNMA POOL 995024 FN 08/37 FIXED VAR 40,086.21	1.000	08/01/2037	42,922.03	41,472.98
		40,086.21			42,922.03	41,472.98
MLK3	31416BL89	FNMA POOL 995051 FN 03/37 FIXED VAR 20,882.00	1.000	03/01/2037	23,200.05	21,692.59
		20,882.00			23,200.05	21,692.59
MLK3	31416BS33	FNMA POOL 995238 FN 01/24 FIXED VAR 2,170.20	1.000	01/01/2024	2,293.63	2,183.58
		2,170.20			2,293.63	2,183.58
Td (FNMA POOL 995238	FN 013.14	53	FN 013.14	53	FN 013.14

DCMT COMPOSITE
COMPOSITE
SCHEDULE H, LINE 4I - SCHEDULE OF ASSETS
(HELD AT END OF YEAR)

(A) FUND	(B) IDENTITY OF ISSUER	(C) DESCRIPTION OF INVESTMENT SHARES/PAR	RATE	MAT DATE (D) COST	(E) CURRENT VALUE
		FNMA POOL AB5807	FN 08/42 FIXED 3.5	3.500 08/01/2042	
			33,889.28	35,168.08	31,355.58
MLK3	31417CNZ4	33,889.28		35,168.08	31,355.58
		FNMA POOL AB6670	FN 10/42 FIXED 3	3.000 10/01/2042	
			37,998.35	39,999.19	34,628.19
MLK3	31417DMU4	37,998.35		39,999.19	34,628.19
		FNMA POOL AB6671	FN 10/42 FIXED 3	3.000 10/01/2042	
			106,553.63	112,247.59	97,103.11
MLK3	31417DMV2	106,553.63		112,247.59	97,103.11
		FNMA POOL AB6768	FN 10/42 FIXED 3	3.000 10/01/2042	
			7,968.79	8,384.34	7,262.01
MLK3	31417DQW6	7,968.79		8,384.34	7,262.01
		FNMA POOL AB8934	FN 04/43 FIXED 3	3.000 04/01/2043	
			121,630.47	121,849.02	110,491.07
MLK3	31417F4U9	121,630.47		121,849.02	110,491.07
		FNMA POOL AB9019	FN 04/43 FIXED 3	3.000 04/01/2043	
			184,414.30	197,597.05	168,054.93
MLK3	31417GAV8	184,414.30		197,597.05	168,054.93
		FNMA POOL AB9248	FN 05/43 FIXED 3	3.000 05/01/2043	
			34,744.95	34,622.78	31,666.37
MLK3	31417GH25	34,744.95		34,622.78	31,666.37
		FNMA POOL AC9580	FN 02/40 FIXED 4.5	4.500 02/01/2040	
			119,338.66	126,405.77	118,425.04
MLK3	31417WUE9	119,338.66		126,405.77	118,425.04
		FNMA POOL MA0500	FN 08/40 FIXED 5	5.000 08/01/2040	
			224,288.02	232,032.95	227,317.44
MLK3	31417YRW9	224,288.02		232,032.95	227,317.44
		FNMA POOL MA0640	FN 02/41 FIXED 4.5	4.500 02/01/2041	
			189,527.78	190,327.36	188,076.58
MLK3	31417YWA1	189,527.78		190,327.36	188,076.58
		FNMA POOL MA0907	FN 11/41 FIXED 4	4.000 11/01/2041	
			82,718.37	87,164.49	79,536.68
MLK3	31418AAH1	82,718.37		87,164.49	79,536.68
		FNMA POOL MA1213	FN 10/42 FIXED 3.5	3.500 10/01/2042	
			47,358.75	47,528.92	44,298.75
MLK3	31418AK31	47,358.75		47,528.92	44,298.75

DCMT COMPOSITE
COMPOSITE
SCHEDULE H, LINE 4I - SCHEDULE OF ASSETS
(HELD AT END OF YEAR)

(A) FUND	(B) IDENTITY OF ISSUER	(C) DESCRIPTION OF INVESTMENT SHARES/PAR	RATE	MAT DATE	(D) COST	(E) CURRENT VALUE
		FNMA POOL MA3238				
		FN 01/48 FIXED 3.5	3.500	01/01/2048		
		519,465.97			526,146.75	482,376.65
MLK3	31418CS47	519,465.97			526,146.75	482,376.65
		FNMA POOL MA3276				
		FN 02/48 FIXED 3.5	3.500	02/01/2048		
		409,108.57			435,636.73	379,606.37
MLK3	31418CUA0	409,108.57			435,636.73	379,606.37
		FNMA POOL MA3416				
		FN 07/48 FIXED 4.5	4.500	07/01/2048		
		491,223.55			479,557.00	482,218.76
MLK3	31418CYN8	491,223.55			479,557.00	482,218.76
		FNMA POOL MA3462				
		FN 09/33 FIXED 3.5	3.500	09/01/2033		
		225,566.32			241,285.47	217,123.40
MLK3	31418CZ49	225,566.32			241,285.47	217,123.40
		FNMA POOL MA3496				
		FN 10/48 FIXED 4.5	4.500	10/01/2048		
		198,109.70			216,218.17	194,237.60
MLK3	31418C3E2	198,109.70			216,218.17	194,237.60
		FNMA POOL MA4158				
		FN 10/50 FIXED 2	2.000	10/01/2050		
		257,304.42			237,604.54	211,317.28
MLK3	31418DTQ5	257,304.42			237,604.54	211,317.28
		FNMA POOL MA4325				
		FN 05/51 FIXED 2	2.000	05/01/2051		
		2,592,218.23			2,297,758.44	2,119,965.48
MLK3	31418DYX4	2,592,218.23			2,297,758.44	2,119,965.48
		FNMA POOL MA4326				
		FN 05/51 FIXED 2.5	2.500	05/01/2051		
		677,603.43			577,656.92	576,514.61
MLK3	31418DYY2	677,603.43			577,656.92	576,514.61
		FNMA POOL MA4514				
		FN 01/52 FIXED 3.5	3.500	01/01/2052		
		288,875.74			290,004.16	263,160.66
MLK3	31418EAQ3	288,875.74			290,004.16	263,160.66
		FNMA POOL MA4519				
		FN 01/42 FIXED 1.5	1.500	01/01/2042		
		589,573.87			524,168.01	477,346.08
MLK3	31418EAV2	589,573.87			524,168.01	477,346.08
		FNMA POOL MA4547				
		FN 02/52 FIXED 2	2.000	02/01/2052		
		942,609.01			801,806.79	769,462.97
MLK3	31418EBR0	942,609.01			801,806.79	769,462.97
		FNMA POOL MA4562				
		FN 03/52 FIXED 2	2.000	03/01/2052		
		9,192,397.79			7,908,579.58	7,503,126.57
MLK3	31418EB82	8,137,192.07			7,090,135.64	6,641,834.20
MLK5	31418EB82	1,055,205.72			818,443.94	861,292.37

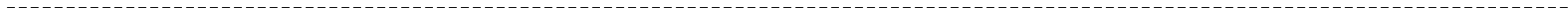
DCMT COMPOSITE
COMPOSITE
SCHEDULE H, LINE 4I - SCHEDULE OF ASSETS
(HELD AT END OF YEAR)

(A) FUND	(B) IDENTITY OF ISSUER	(C) DESCRIPTION OF INVESTMENT SHARES/PAR	RATE	MAT DATE	(D) COST	(E) CURRENT VALUE
MLK3	36179MCZ1	GNMA II POOL MA0088 G2 05/42 FIXED 3.5 504.23 504.23	3.500	05/20/2042	544.10 544.10	475.74 475.74
MLK3	36179MG61	GNMA II POOL MA0221 G2 07/42 FIXED 4 61,348.88 61,348.88	4.000	07/20/2042	66,290.34 66,290.34	59,349.51 59,349.51
MLK3	36179MK74	GNMA II POOL MA0318 G2 08/42 FIXED 3.5 58,236.55 58,236.55	3.500	08/20/2042	60,363.18 60,363.18	54,946.32 54,946.32
MLK3	36179MVS6	GNMA II POOL MA0625 G2 12/42 FIXED 3.5 23,228.67 23,228.67	3.500	12/20/2042	24,542.51 24,542.51	21,916.36 21,916.36
MLK3	36179M5M8	GNMA II POOL MA0852 G2 03/43 FIXED 3.5 92,556.20 92,556.20	3.500	03/20/2043	87,216.48 87,216.48	87,459.53 87,459.53
MLK3	36179NBB3	GNMA II POOL MA0934 G2 04/43 FIXED 3.5 315.34 315.34	3.500	04/20/2043	340.28 340.28	297.52 297.52
MLK3	36179NDQ8	GNMA II POOL MA1011 G2 05/43 FIXED 3 60,682.73 60,682.73	3.000	05/20/2043	63,100.57 63,100.57	55,479.06 55,479.06
MLK3	36179NDR6	GNMA II POOL MA1012 G2 05/43 FIXED 3.5 3,506.06 3,506.06	3.500	05/20/2043	3,817.22 3,817.22	3,311.73 3,311.73
MLK3	36179NF78	GNMA II POOL MA1090 G2 06/43 FIXED 3.5 41,801.21 41,801.21	3.500	06/20/2043	43,017.69 43,017.69	39,439.49 39,439.49
MLK3	36179NLC0	GNMA II POOL MA1223 G2 08/43 FIXED 3 78,625.52 78,625.52	3.000	08/20/2043	81,782.83 81,782.83	71,883.06 71,883.06
MLK3	36179NLD8	GNMA II POOL MA1224 G2 08/43 FIXED 3.5 2,185.03 2,185.03	3.500	08/20/2043	2,378.94 2,378.94	2,061.58 2,061.58
MLK3	36179NM96	GNMA II POOL MA1284 G2 09/43 FIXED 3 10,148.27 10,148.27	3.000	09/20/2043	10,297.33 10,297.33	9,287.73 9,287.73

DCMT COMPOSITE
COMPOSITE
SCHEDULE H, LINE 4I - SCHEDULE OF ASSETS
(HELD AT END OF YEAR)

(A) FUND	(B) IDENTITY OF ISSUER	(C) DESCRIPTION OF INVESTMENT SHARES/PAR	RATE	MAT DATE (D) COST	(E) CURRENT VALUE
MLK3	36179NNA2	GNMA II POOL MA1285 G2 09/43 FIXED 3.5 116,020.23 116,020.23	3.500	09/20/2043 121,536.12 121,536.12	109,464.59 109,464.59
MLK3	36179QGG0	GNMA II POOL MA1999 G2 06/44 FIXED 5.5 48,974.88 48,974.88	5.500	06/20/2044 54,147.85 54,147.85	51,000.01 51,000.01
MLK3	36179QPF2	GNMA II POOL MA2222 G2 09/44 FIXED 3 3,729.48 3,729.48	3.000	09/20/2044 3,829.51 3,829.51	3,409.52 3,409.52
MLK3	36179QWD9	GNMA II POOL MA2444 G2 12/44 FIXED 3 14,789.16 14,789.16	3.000	12/20/2044 15,738.90 15,738.90	13,541.27 13,541.27
MLK3	36179Q3H2	GNMA II POOL MA2600 G2 02/45 FIXED 3 69,337.31 69,337.31	3.000	02/20/2045 73,302.54 73,302.54	63,394.16 63,394.16
MLK3	36179RD63	GNMA II POOL MA2825 G2 05/45 FIXED 3 136,989.22 136,989.22	3.000	05/20/2045 144,823.30 144,823.30	125,247.26 125,247.26
MLK3	36179RF87	GNMA II POOL MA2891 G2 06/45 FIXED 3 712,065.68 712,065.68	3.000	06/20/2045 745,139.64 745,139.64	650,299.86 650,299.86
MLK3	36179RQ28	GNMA II POOL MA3173 G2 10/45 FIXED 3.5 180,224.18 180,224.18	3.500	10/20/2045 169,072.81 169,072.81	168,315.45 168,315.45
MLK3	36179RVB2	GNMA II POOL MA3310 G2 12/45 FIXED 3.5 67,823.50 67,823.50	3.500	12/20/2045 70,780.19 70,780.19	63,147.42 63,147.42
MLK3	36179RZV4	GNMA II POOL MA3456 G2 02/46 FIXED 4.5 38,518.02 38,518.02	4.500	02/20/2046 41,548.34 41,548.34	38,648.20 38,648.20
MLK3	36179R4E6	GNMA II POOL MA3521 G2 03/46 FIXED 3.5 545,373.39 545,373.39	3.500	03/20/2046 549,589.15 549,589.15	509,280.37 509,280.37
MLK3	36179R7J2	GNMA II POOL MA3597 G2 04/46 FIXED 3.5 99,888.87 99,888.87	3.500	04/20/2046 104,153.23 104,153.23	93,293.00 93,293.00

DCMT COMPOSITE
COMPOSITE
SCHEDULE H, LINE 4I - SCHEDULE OF ASSETS
(HELD AT END OF YEAR)



DCMT COMPOSITE
COMPOSITE
SCHEDULE H, LINE 4I - SCHEDULE OF ASSETS
(HELD AT END OF YEAR)

(A) FUND	(B) IDENTITY OF ISSUER	(C) DESCRIPTION OF INVESTMENT SHARES/PAR	RATE	MAT DATE	(D) COST	(E) CURRENT VALUE
		GNMA II POOL MA4781	G2 10/47 FIXED 5	5.000	10/20/2047	
			7,752.03		8,317.34	7,840.74
MLK3	36179TJ22		7,752.03		8,317.34	7,840.74
		GNMA II POOL MA4838	G2 11/47 FIXED 4	4.000	11/20/2047	
			186,094.09		195,141.10	178,889.94
MLK3	36179TLT0		186,094.09		195,141.10	178,889.94
		GNMA II POOL MA4840	G2 11/47 FIXED 5	5.000	11/20/2047	
			44,125.59		47,007.56	44,464.89
MLK3	36179TLV5		44,125.59		47,007.56	44,464.89
		GNMA II POOL MA4900	G2 12/47 FIXED 3.5	3.500	12/20/2047	
			176,364.22		188,819.95	164,709.62
MLK3	36179TNR2		176,364.22		188,819.95	164,709.62
		GNMA II POOL MA4903	G2 12/47 FIXED 5	5.000	12/20/2047	
			81,539.48		85,896.73	82,142.56
MLK3	36179TNU5		81,539.48		85,896.73	82,142.56
		GNMA II POOL MA4965	G2 01/48 FIXED 5	5.000	01/20/2048	
			27,077.62		28,863.03	27,224.39
MLK3	36179TQS7		27,077.62		28,863.03	27,224.39
		GNMA II POOL MA5079	G2 03/48 FIXED 4.5	4.500	03/20/2048	
			89,992.90		92,383.34	88,707.06
MLK3	36179TUC7		89,992.90		92,383.34	88,707.06
		GNMA II POOL MA5081	G2 03/48 FIXED 5.5	5.500	03/20/2048	
			40,932.58		45,156.95	42,200.99
MLK3	36179TUE3		40,932.58		45,156.95	42,200.99
		GNMA II POOL MA5140	G2 04/48 FIXED 5.5	5.500	04/20/2048	
			31,490.92		34,740.88	32,447.53
MLK3	36179TV93		31,490.92		34,740.88	32,447.53
		GNMA II POOL MA5191	G2 05/48 FIXED 3.5	3.500	05/20/2048	
			355,314.74		380,658.67	331,509.73
MLK3	36179TXU4		355,314.74		380,658.67	331,509.73
		GNMA II POOL MA5194	G2 05/48 FIXED 5	5.000	05/20/2048	
			28,640.97		30,699.54	28,691.34
MLK3	36179TXX8		28,640.97		30,699.54	28,691.34
		GNMA II POOL MA5195	G2 05/48 FIXED 5.5	5.500	05/20/2048	
			89,834.00		95,549.06	92,167.81
MLK3	36179TXY6		89,834.00		95,549.06	92,167.81

DCMT COMPOSITE
COMPOSITE
SCHEDULE H, LINE 4I - SCHEDULE OF ASSETS
(HELD AT END OF YEAR)

(A) FUND	(B) IDENTITY OF ISSUER	(C) DESCRIPTION OF INVESTMENT SHARES/PAR	RATE	MAT DATE	(D) COST	(E) CURRENT VALUE
MLK3	36179TZ65	GNMA II POOL MA5265 G2 06/48 FIXED 4.5 317.89	4.500	06/20/2048	325.47	312.91
		317.89			325.47	312.91
MLK3	36179TZ73	GNMA II POOL MA5266 G2 06/48 FIXED 5 206,640.43	5.000	06/20/2048	223,171.66	206,369.20
		206,640.43			223,171.66	206,369.20
MLK3	36179T7L3	GNMA II POOL MA5399 G2 08/48 FIXED 4.5 75,605.50	4.500	08/20/2048	77,497.16	74,355.10
		75,605.50			77,497.16	74,355.10
MLK3	36179T7M1	GNMA II POOL MA5400 G2 08/48 FIXED 5 47,026.00	5.000	08/20/2048	51,478.76	46,925.63
		47,026.00			51,478.76	46,925.63
MLK3	36179UCE0	GNMA II POOL MA5469 G2 09/48 FIXED 5.5 346.30	5.500	09/20/2048	382.05	355.16
		346.30			382.05	355.16
MLK3	36179UEC2	GNMA II POOL MA5531 G2 10/48 FIXED 5.5 8,437.34	5.500	10/20/2048	9,308.11	8,627.25
		8,437.34			9,308.11	8,627.25
MLK3	36179UGF3	GNMA II POOL MA5598 G2 11/48 FIXED 5.5 41,461.40	5.500	11/20/2048	45,740.37	42,387.02
		41,461.40			45,740.37	42,387.02
MLK3	36179UH70	GNMA II POOL MA5654 G2 12/48 FIXED 5.5 113,231.81	5.500	12/20/2048	124,229.32	115,686.29
		113,231.81			124,229.32	115,686.29
MLK3	36179UKW1	GNMA II POOL MA5709 G2 01/49 FIXED 3.5 187.91	3.500	01/20/2049	200.89	175.45
		187.91			200.89	175.45
MLK3	36179UKY7	GNMA II POOL MA5711 G2 01/49 FIXED 4.5 121,765.89	4.500	01/20/2049	124,675.03	118,319.73
		121,765.89			124,675.03	118,319.73
MLK3	36179UK27	GNMA II POOL MA5713 G2 01/49 FIXED 5.5 26,304.87	5.500	01/20/2049	28,552.22	26,779.06
		26,304.87			28,552.22	26,779.06
MLK3	36179UPD8	GNMA II POOL MA5820 G2 03/49 FIXED 5.5 24,822.88	5.500	03/20/2049	26,190.11	25,401.64
		24,822.88			26,190.11	25,401.64

DCMT COMPOSITE
COMPOSITE
SCHEDULE H, LINE 4I - SCHEDULE OF ASSETS
(HELD AT END OF YEAR)

(A) FUND	(B) IDENTITY OF ISSUER	(C) DESCRIPTION OF INVESTMENT SHARES/PAR	RATE	MAT DATE	(D) COST	(E) CURRENT VALUE
MLK3	36179UUM2	GNMA II POOL MA5988 G2 06/49 FIXED 5 345,598.77 345,598.77	5.000	06/20/2049	350,104.47 350,104.47	344,755.29 344,755.29
MLK3	36179UZH8	GNMA II POOL MA6144 G2 09/49 FIXED 3 202,405.08 202,405.08	3.000	09/20/2049	206,596.78 206,596.78	179,037.71 179,037.71
MLK3	36179U3S9	GNMA II POOL MA6209 G2 10/49 FIXED 3 60,893.44 60,893.44	3.000	10/20/2049	61,475.60 61,475.60	53,976.38 53,976.38
MLK3	36179VDC1	GNMA II POOL MA6399 G2 01/50 FIXED 3 28,070.23 28,070.23	3.000	01/20/2050	28,446.86 28,446.86	24,690.76 24,690.76
MLK3	36179VFD7	GNMA II POOL MA6464 G2 02/50 FIXED 3 37,900.16 37,900.16	3.000	02/20/2050	38,610.79 38,610.79	33,333.30 33,333.30
MLK3	36179VHG8	GNMA II POOL MA6531 G2 03/50 FIXED 3 66,425.57 66,425.57	3.000	03/20/2050	69,066.84 69,066.84	58,421.30 58,421.30
MLK3	36179VSG6	GNMA II POOL MA6819 G2 08/50 FIXED 2.5 304,498.52 304,498.52	2.500	08/20/2050	306,591.94 306,591.94	265,672.82 265,672.82
MLK3	36179VV31	GNMA II POOL MA6934 G2 10/50 FIXED 4 601,880.83 601,880.83	4.000	10/20/2050	639,122.16 639,122.16	573,899.08 573,899.08
MLK3	36179WBX5	GNMA II POOL MA7254 G2 03/51 FIXED 2 545,858.03 545,858.03	2.000	03/20/2051	490,589.91 490,589.91	460,823.38 460,823.38
MLK3	36179WG69	GNMA II POOL MA7421 G2 06/51 FIXED 4 305,996.76 305,996.76	4.000	06/20/2051	306,427.07 306,427.07	290,686.10 290,686.10
MLK3	36179WJQ2	GNMA II POOL MA7471 G2 07/51 FIXED 2 2,336,532.03 2,336,532.03	2.000	07/20/2051	1,969,824.87 1,969,824.87	1,961,843.58 1,961,843.58
MLK3	36179WJR0	GNMA II POOL MA7472 G2 07/51 FIXED 2.5 906,711.61 906,711.61	2.500	07/20/2051	783,455.50 783,455.50	788,746.87 788,746.87

DCMT COMPOSITE
COMPOSITE
SCHEDULE H, LINE 4I - SCHEDULE OF ASSETS
(HELD AT END OF YEAR)

(A) FUND	(B) IDENTITY OF ISSUER	(C) DESCRIPTION OF INVESTMENT SHARES/PAR	RATE	MAT DATE	(D) COST	(E) CURRENT VALUE
MLK3	36179WJS8	GNMA II POOL MA7473 G2 07/51 FIXED 3 1,379,871.29 1,379,871.29	3.000	07/20/2051	1,448,541.43 1,448,541.43	1,236,740.21 1,236,740.21
MLK3	36179WLN6	GNMA II POOL MA7533 G2 08/51 FIXED 2 2,526,597.24 2,526,597.24	2.000	08/20/2051	2,456,721.02 2,456,721.02	2,128,324.13 2,128,324.13
MLK3	36179WLP1	GNMA II POOL MA7534 G2 08/51 FIXED 2.5 652,679.29 652,679.29	2.500	08/20/2051	624,056.82 624,056.82	567,822.51 567,822.51
MLK3	36179WLQ9	GNMA II POOL MA7535 G2 08/51 FIXED 3 63,336.02 63,336.02	3.000	08/20/2051	58,417.57 58,417.57	56,789.89 56,789.89
MLK3	36179WNE4	GNMA II POOL MA7589 G2 09/51 FIXED 2.5 470,243.75 470,243.75	2.500	09/20/2051	405,364.80 405,364.80	408,851.34 408,851.34
MLK3	36179WQA9	GNMA II POOL MA7649 G2 10/51 FIXED 2.5 2,610,913.31 2,610,913.31	2.500	10/20/2051	2,690,515.57 2,690,515.57	2,269,414.15 2,269,414.15
MLK3	36179WQB7	GNMA II POOL MA7650 G2 10/51 FIXED 3 1,501,245.95 1,501,245.95	3.000	10/20/2051	1,376,531.00 1,376,531.00	1,343,585.75 1,343,585.75
MLK3	36179WR26	GNMA II POOL MA7705 G2 11/51 FIXED 2.5 634,839.78 634,839.78	2.500	11/20/2051	592,980.04 592,980.04	551,062.00 551,062.00
MLK3	36179WTY4	GNMA II POOL MA7767 G2 12/51 FIXED 2.5 1,643,605.38 1,643,605.38	2.500	12/20/2051	1,686,750.02 1,686,750.02	1,428,044.56 1,428,044.56
MLK3	36179WVT2	GNMA II POOL MA7826 G2 01/52 FIXED 2 1,591,767.26 1,591,767.26	2.000	01/20/2052	1,439,194.04 1,439,194.04	1,336,243.68 1,336,243.68
MLK3	36179WY93	GNMA II POOL MA7936 G2 03/52 FIXED 2.5 262,299.88 262,299.88	2.500	03/20/2052	241,930.65 241,930.65	227,696.17 227,696.17
MLK3	36179W2V9	GNMA II POOL MA7988 G2 04/52 FIXED 3 113,925.06 113,925.06	3.000	04/20/2052	101,090.69 101,090.69	101,699.94 101,699.94

DCMT COMPOSITE
COMPOSITE
SCHEDULE H, LINE 4I - SCHEDULE OF ASSETS
(HELD AT END OF YEAR)

(A) FUND	(B) IDENTITY OF ISSUER	(C) DESCRIPTION OF INVESTMENT SHARES/PAR	RATE	MAT DATE	(D) COST	(E) CURRENT VALUE
MLK3	36179W5A2	GNMA II POOL MA8041 G2 05/52 FIXED 2 595,869.78	2.000	05/20/2052	548,537.17	500,255.11
		595,869.78			548,537.17	500,255.11
MLK3	36179W7K8	GNMA II POOL MA8098 G2 06/52 FIXED 3 1,028,137.13	3.000	06/20/2052	982,232.43	916,933.32
		1,028,137.13			982,232.43	916,933.32
MLK3	36179XHX7	GNMA II POOL MA8346 G2 10/52 FIXED 4 1,602,261.47	4.000	10/20/2052	1,525,618.51	1,518,205.30
		1,602,261.47			1,525,618.51	1,518,205.30
MLK3	36179XHY5	GNMA II POOL MA8347 G2 10/52 FIXED 4.5 1,846,959.48	4.500	10/20/2052	1,800,500.31	1,793,849.83
		1,846,959.48			1,800,500.31	1,793,849.83
MLK3	36179XLJ3	GNMA II POOL MA8429 G2 11/52 FIXED 5.5 1,655,306.36	5.500	11/20/2052	1,668,885.05	1,666,797.28
		1,655,306.36			1,668,885.05	1,666,797.28
MLK3	36181BV56	GNMA POOL AE7836 GN 10/43 FIXED 3.5 10,534.83	3.500	10/15/2043	11,140.56	9,921.46
		10,534.83			11,140.56	9,921.46
MLK3	36183EZE5	GNMA II POOL AJ8841 G2 10/44 FIXED 3.5 19,239.18	3.500	10/20/2044	20,503.29	17,985.81
		19,239.18			20,503.29	17,985.81
MLK3	36183W6J6	GNMA II POOL AL1773 G2 01/45 FIXED 3.5 276,074.80	3.500	01/20/2045	281,542.38	257,909.16
		276,074.80			281,542.38	257,909.16
MLK3	36189MBR8	GNMA II POOL AQ0048 G2 10/45 FIXED 3.5 28,228.40	3.500	10/20/2045	29,851.56	26,377.19
		28,228.40			29,851.56	26,377.19
MLK3	36193VGZ9	GNMA II POOL AS9216 G2 05/46 FIXED 3 14,978.65	3.000	05/20/2046	15,774.41	13,464.50
		14,978.65			15,774.41	13,464.50
MLK3	36193VG22	GNMA II POOL AS9217 G2 05/46 FIXED 3 10,061.01	3.000	05/20/2046	10,576.63	9,041.20
		10,061.01			10,576.63	9,041.20
MLK3	36193VJB9	GNMA II POOL AS9258 G2 07/46 FIXED 3 14,390.98	3.000	07/20/2046	15,076.24	12,935.66
		14,390.98			15,076.24	12,935.66

DCMT COMPOSITE
COMPOSITE
SCHEDULE H, LINE 4I - SCHEDULE OF ASSETS
(HELD AT END OF YEAR)

(A) FUND	(B) IDENTITY OF ISSUER	(C) DESCRIPTION OF INVESTMENT SHARES/PAR	RATE	MAT DATE	(D) COST	(E) CURRENT VALUE
MLK3	36193VJC7	GNMA II POOL AS9259 G2 07/46 FIXED 3 30,577.06	3.000	07/20/2046	32,004.39	27,470.52
		30,577.06			32,004.39	27,470.52
MLK3	36193VJD5	GNMA II POOL AS9260 G2 07/46 FIXED 3 20,584.96	3.000	07/20/2046	21,528.16	18,488.40
		20,584.96			21,528.16	18,488.40
MLK3	36194BZE8	GNMA II POOL AT3441 G2 07/46 FIXED 3 48,787.22	3.000	07/20/2046	51,226.59	43,746.08
		48,787.22			51,226.59	43,746.08
MLK3	36194BZF5	GNMA II POOL AT3442 G2 06/46 FIXED 3 36,779.72	3.000	06/20/2046	38,572.73	32,949.63
		36,779.72			38,572.73	32,949.63
MLK3	36194CTV5	GNMA II POOL AT4164 G2 07/46 FIXED 3 48,579.12	3.000	07/20/2046	51,053.64	43,601.92
		48,579.12			51,053.64	43,601.92
MLK3	36194CT94	GNMA II POOL AT4176 G2 07/46 FIXED 3 11,186.83	3.000	07/20/2046	11,756.64	10,052.76
		11,186.83			11,756.64	10,052.76
MLK3	36194MH87	GNMA II POOL AU0255 G2 08/46 FIXED 3 12,138.09	3.000	08/20/2046	12,708.96	10,894.47
		12,138.09			12,708.96	10,894.47
MLK3	36194MJQ5	GNMA II POOL AU0271 G2 08/46 FIXED 3 21,329.41	3.000	08/20/2046	22,360.04	19,174.36
		21,329.41			22,360.04	19,174.36
MLK3	36195KHB3	GNMA II POOL AV8326 G2 09/46 FIXED 3 10,095.96	3.000	09/20/2046	10,545.95	9,059.29
		10,095.96			10,545.95	9,059.29
MLK3	36195KHC1	GNMA II POOL AV8327 G2 09/46 FIXED 3 12,096.10	3.000	09/20/2046	12,639.03	10,875.51
		12,096.10			12,639.03	10,875.51
MLK3	36202E7H6	GNMA II POOL 004496 G2 07/39 FIXED 5 7,026.60	5.000	07/20/2039	7,738.06	7,150.20
		7,026.60			7,738.06	7,150.20
MLK3	36202FCN4	GNMA II POOL 004577 G2 11/39 FIXED 4.5 6,249.61	4.500	11/20/2039	6,894.12	6,243.71
		6,249.61			6,894.12	6,243.71

DCMT COMPOSITE
COMPOSITE
SCHEDULE H, LINE 4I - SCHEDULE OF ASSETS
(HELD AT END OF YEAR)

(A) FUND	(B) IDENTITY OF ISSUER	(C) DESCRIPTION OF INVESTMENT SHARES/PAR	RATE	MAT DATE	(D) COST	(E) CURRENT VALUE
MLK3	36202FCP9	GNMA II POOL 004578 G2 11/39 FIXED 5 2,510.80 2,510.80	5.000	11/20/2039	2,758.73 2,758.73	2,555.65 2,555.65
MLK3	36202FFU5	GNMA II POOL 004679 G2 04/40 FIXED 5 9,323.64 9,323.64	5.000	04/20/2040	10,257.45 10,257.45	9,490.41 9,490.41
MLK3	36202FGE0	GNMA II POOL 004697 G2 05/40 FIXED 5 18,807.71 18,807.71	5.000	05/20/2040	20,881.06 20,881.06	19,144.22 19,144.22
MLK3	36202FGY6	GNMA II POOL 004715 G2 06/40 FIXED 5 12,512.95 12,512.95	5.000	06/20/2040	13,875.00 13,875.00	12,736.77 12,736.77
MLK3	36202FJR8	GNMA II POOL 004772 G2 08/40 FIXED 5 7,960.93 7,960.93	5.000	08/20/2040	8,849.09 8,849.09	8,103.42 8,103.42
MLK3	36202FKN5	GNMA II POOL 004801 G2 09/40 FIXED 4.5 26,291.82 26,291.82	4.500	09/20/2040	29,003.16 29,003.16	26,266.76 26,266.76
MLK3	36202FKP0	GNMA II POOL 004802 G2 09/40 FIXED 5 7,180.35 7,180.35	5.000	09/20/2040	7,981.41 7,981.41	7,308.88 7,308.88
MLK3	36202FLQ7	GNMA II POOL 004835 G2 10/40 FIXED 5 2,772.65 2,772.65	5.000	10/20/2040	3,046.45 3,046.45	2,822.05 2,822.05
MLK3	36202FP75	GNMA II POOL 004946 G2 02/41 FIXED 4.5 84,287.79 84,287.79	4.500	02/20/2041	92,347.82 92,347.82	84,208.09 84,208.09
MLK3	36202FQ74	GNMA II POOL 004978 G2 03/41 FIXED 4.5 6,929.75 6,929.75	4.500	03/20/2041	7,594.58 7,594.58	6,923.20 6,923.20
MLK3	36202FQ82	GNMA II POOL 004979 G2 03/41 FIXED 5 74,356.38 74,356.38	5.000	03/20/2041	82,233.51 82,233.51	75,680.20 75,680.20
MLK3	36202FTK2	GNMA II POOL 005054 G2 05/41 FIXED 4 45,928.48 45,928.48	4.000	05/20/2041	48,985.60 48,985.60	44,434.97 44,434.97

DCMT COMPOSITE
COMPOSITE
SCHEDULE H, LINE 4I - SCHEDULE OF ASSETS
(HELD AT END OF YEAR)

(A) FUND	(B) IDENTITY OF ISSUER	(C) DESCRIPTION OF INVESTMENT SHARES/PAR	RATE	MAT DATE	(D) COST	(E) CURRENT VALUE
MLK3	36202FY75	GNMA II POOL 005234 G2 11/41 FIXED 4.5 166,696.26 166,696.26	4.500	11/20/2041	165,862.77 165,862.77	166,538.66 166,538.66
MLK3	3622AAE42	GNMA II POOL 784755 G2 04/48 FIXED 3.5 73,200.83 73,200.83	3.500	04/20/2048	77,478.51 77,478.51	68,384.58 68,384.58
MLK3	3622AAGA6	GNMA II POOL 784793 G2 12/47 FIXED 3.5 16,273.38 16,273.38	3.500	12/20/2047	15,002.02 15,002.02	15,180.92 15,180.92
MLK3	3622AAKC7	GNMA II POOL 784891 G2 04/48 FIXED 3.5 651,390.99 651,390.99	3.500	04/20/2048	706,555.67 706,555.67	610,998.34 610,998.34
MLK3	3622AARG1	GNMA II POOL 785087 G2 02/48 FIXED 3.5 354,120.78 354,120.78	3.500	02/20/2048	376,585.31 376,585.31	329,297.73 329,297.73
MLK3	3622AAYY4	GNMA II POOL 785327 G2 10/49 FIXED 3.5 52,839.57 52,839.57	3.500	10/20/2049	49,289.41 49,289.41	48,785.64 48,785.64
MLK3	3622ABCY6	GNMA II POOL 785587 G2 12/44 FIXED 3.5 187,584.03 187,584.03	3.500	12/20/2044	176,328.99 176,328.99	176,822.24 176,822.24
MLK3	3622ABUR1	GNMA II POOL 786092 G2 01/47 FIXED 3.5 221,871.62 221,871.62	3.500	01/20/2047	219,236.90 219,236.90	207,219.72 207,219.72
MLK3	3622ABZD7	GNMA II POOL 786240 G2 09/48 FIXED 4 348,066.69 348,066.69	4.000	09/20/2048	333,273.85 333,273.85	335,165.66 335,165.66
MLK3	3622ABZU9	GNMA II POOL 786255 G2 09/49 FIXED 4.5 84,331.82 84,331.82	4.500	09/20/2049	82,118.12 82,118.12	82,027.30 82,027.30
MLK3	3622A2D74	GNMA II POOL 783726 G2 03/43 FIXED 3.5 56,890.94 56,890.94	3.500	03/20/2043	58,624.31 58,624.31	53,145.96 53,145.96
MLK3	3622A2GK2	GNMA II POOL 783802 G2 04/43 FIXED 3.5 439,352.55 439,352.55	3.500	04/20/2043	410,657.35 410,657.35	416,359.73 416,359.73

DCMT COMPOSITE
COMPOSITE
SCHEDULE H, LINE 4I - SCHEDULE OF ASSETS
(HELD AT END OF YEAR)

(A) FUND	(B) IDENTITY OF ISSUER	(C) DESCRIPTION OF INVESTMENT SHARES/PAR	RATE	MAT DATE	(D) COST	(E) CURRENT VALUE
MLK3	3622A2RW4	GNMA II POOL 784101 G2 08/44 FIXED 3.5 77,800.05 77,800.05	3.500	08/20/2044	84,182.07 84,182.07	72,822.44 72,822.44
MLK3	3622A2TA0	GNMA II POOL 784145 G2 02/46 FIXED 3.5 116,771.52 116,771.52	3.500	02/20/2046	123,814.31 123,814.31	109,096.26 109,096.26
MLK3	3622A2ZK1	GNMA II POOL 784346 G2 07/47 FIXED 3.5 61,314.39 61,314.39	3.500	07/20/2047	56,639.16 56,639.16	58,606.60 58,606.60
MLK3	3622A26K3	GNMA II POOL 784474 G2 02/48 FIXED 3.5 150,049.19 150,049.19	3.500	02/20/2048	150,635.32 150,635.32	139,612.01 139,612.01
MLK3	3622A3BS8	GNMA II POOL 784549 G2 01/48 FIXED 4 155,767.22 155,767.22	4.000	01/20/2048	159,856.11 159,856.11	148,648.74 148,648.74
MLK3	36241LUE4	GNMA POOL 783281 GN 07/40 FIXED 4.5 62,708.91 62,708.91	4.500	07/15/2040	67,970.58 67,970.58	62,371.79 62,371.79
MLK3	36241LX84	GNMA POOL 783403 GN 09/41 FIXED 3.5 122,040.62 122,040.62	3.500	09/15/2041	124,767.46 124,767.46	114,944.39 114,944.39
ML02	912796CU1	TREASURY BILL 04/23 0.00000 5,000,000.00 5,000,000.00	0.010	04/18/2023	4,926,608.40 4,926,608.40	4,926,608.40 4,926,608.40
ML02	912796CW7	TREASURY BILL 05/23 0.00000 4,500,000.00 4,500,000.00	0.010	05/02/2023	4,432,318.75 4,432,318.75	4,432,318.75 4,432,318.75
ML02	912796S34	TREASURY BILL 01/23 0.00000 8,000,000.00 8,000,000.00	0.010	01/26/2023	7,919,111.11 7,919,111.11	7,919,111.11 7,919,111.11
ML02	912796V48	TREASURY BILL 04/23 0.00000 4,970,000.00 4,970,000.00	0.010	04/20/2023	4,876,290.22 4,876,290.22	4,876,290.22 4,876,290.22
ML02	912796XT1	TREASURY BILL 02/23 0.00000 4,000,000.00 4,000,000.00	0.010	02/02/2023	3,958,847.78 3,958,847.78	3,958,847.78 3,958,847.78

DCMT COMPOSITE
COMPOSITE
SCHEDULE H, LINE 4I - SCHEDULE OF ASSETS
(HELD AT END OF YEAR)

(A) FUND	(B) IDENTITY OF ISSUER	(C) DESCRIPTION OF INVESTMENT SHARES/PAR	RATE	MAT DATE	(D) COST	(E) CURRENT VALUE
		TREASURY BILL	02/23 0.00000	0.010 02/16/2023		
		4,000,000.00		3,957,988.33		3,957,988.33
ML02	912796YA1	4,000,000.00		3,957,988.33		3,957,988.33
		TREASURY BILL	03/23 0.00000	0.010 03/02/2023		
		5,000,000.00		4,945,873.96		4,945,873.96
ML02	912796YB9	5,000,000.00		4,945,873.96		4,945,873.96
		TREASURY BILL	03/23 0.00000	0.010 03/16/2023		
		5,000,000.00		4,946,284.72		4,946,284.72
ML02	912796YL7	5,000,000.00		4,946,284.72		4,946,284.72
		TREASURY BILL	02/23 0.00000	0.010 02/28/2023		
		6,000,000.00		5,960,333.33		5,960,333.33
ML02	912796Y78	6,000,000.00		5,960,333.33		5,960,333.33
		TREASURY BILL	01/23 0.00000	0.010 01/03/2023		
		4,000,000.00		3,975,888.89		3,975,888.89
ML02	912796ZH5	4,000,000.00		3,975,888.89		3,975,888.89
		TREASURY BILL	01/23 0.00000	0.010 01/10/2023		
		10,505,000.00		10,460,724.51		10,460,724.51
ML02	912796ZJ1	10,505,000.00		10,460,724.51		10,460,724.51
		TREASURY BILL	01/23 0.00000	0.010 01/24/2023		
		5,500,000.00		5,456,610.21		5,456,610.21
ML02	912796ZL6	5,500,000.00		5,456,610.21		5,456,610.21
		TREASURY BILL	06/23 0.00000	0.010 06/08/2023		
		4,000,000.00		3,907,574.33		3,907,574.33
ML02	912796ZP7	4,000,000.00		3,907,574.33		3,907,574.33
		TREASURY BILL	02/23 0.00000	0.010 02/07/2023		
		4,000,000.00		3,974,986.67		3,974,986.67
ML02	912796ZT9	4,000,000.00		3,974,986.67		3,974,986.67
		TSY INFL IX N/B	02/48 1	1.000 02/15/2048		
		0.03		0.00		0.00
MLK3	912810SB5	0.03		0.00		0.00
		TSY INFL IX N/B	02/49 1	1.000 02/15/2049		
		-0.09		0.00		0.00
MLK3	912810SG4	-0.09		0.00		0.00
		US TREASURY N/B	05/41 2.25	2.250 05/15/2041		
		16,355,000.00		17,546,487.30		12,382,523.91
MLK5	912810SY5	16,355,000.00		17,546,487.30		12,382,523.91

DCMT COMPOSITE
COMPOSITE
SCHEDULE H, LINE 4I - SCHEDULE OF ASSETS
(HELD AT END OF YEAR)

(A) FUND	(B) IDENTITY OF ISSUER	(C) DESCRIPTION OF INVESTMENT SHARES/PAR	RATE	MAT DATE	(D) COST	(E) CURRENT VALUE
		US TREASURY N/B	08/51 2	2.000	08/15/2051	
					4,755,000.00	3,144,243.75
MLK5	912810SZ2				4,755,000.00	3,144,243.75
		US TREASURY N/B	08/41 1.75	1.750	08/15/2041	
					570,000.00	392,966.01
MLK5	912810TA6				570,000.00	392,966.01
		US TREASURY N/B	11/41 2	2.000	11/15/2041	
					3,035,000.00	2,182,947.45
MLK5	912810TC2				3,035,000.00	2,182,947.45
		US TREASURY N/B	02/52 2.25	2.250	02/15/2052	
					2,580,000.00	1,811,643.75
MLK5	912810TD0				2,580,000.00	1,811,643.75
		US TREASURY N/B	02/42 2.375	2.375	02/15/2042	
					3,105,000.00	2,387,696.50
MLK5	912810TF5				3,105,000.00	2,387,696.50
		US TREASURY N/B	05/52 2.875	2.875	05/15/2052	
					12,490,000.00	10,101,287.50
MLK3	912810TG3				10,985,000.00	8,884,118.75
MLK5	912810TG3				1,505,000.00	1,217,168.75
		US TREASURY N/B	05/42 3.25	3.250	05/15/2042	
					6,375,000.00	5,626,933.59
MLK3	912810TH1				5,575,000.00	4,920,808.59
MLK5	912810TH1				800,000.00	706,125.00
		US TREASURY N/B	08/52 3	3.000	08/15/2052	
					13,200,000.00	10,976,625.00
MLK3	912810TJ7				10,805,000.00	8,985,032.81
MLK5	912810TJ7				2,395,000.00	1,991,592.19
		US TREASURY N/B	08/42 3.375	3.375	08/15/2042	
					13,790,000.00	12,408,845.31
MLK3	912810TK4				13,790,000.00	12,408,845.31
		US TREASURY N/B	11/52 4	4.000	11/15/2052	
					9,645,000.00	9,753,506.25
MLK3	912810TL2				9,645,000.00	9,753,506.25
		US TREASURY N/B	11/42 4	4.000	11/15/2042	
					9,610,000.00	9,470,354.69
MLK3	912810TM0				9,610,000.00	9,470,354.69

DCMT COMPOSITE
COMPOSITE
SCHEDULE H, LINE 4I - SCHEDULE OF ASSETS
(HELD AT END OF YEAR)

(A) FUND	(B) IDENTITY OF ISSUER	(C) DESCRIPTION OF INVESTMENT SHARES/PAR	RATE	MAT DATE	(D) COST	(E) CURRENT VALUE
		US TREASURY N/B	03/23 0.125		0.125 03/31/2023	
			4,467,000.00		4,407,149.18	4,421,252.38
ML02	91282CBU4	4,467,000.00			4,407,149.18	4,421,252.38
		US TREASURY N/B	12/24 1		1.000 12/15/2024	
			980,000.00		971,944.53	917,792.97
MLK3	91282CDN8	980,000.00			971,944.53	917,792.97
		US TREASURY N/B	01/25 1.125		1.125 01/15/2025	
			3,030,000.00		3,006,532.36	2,837,192.59
MLK3	91282CDS7	3,030,000.00			3,006,532.36	2,837,192.59
		US TREASURY N/B	03/25 1.75		1.750 03/15/2025	
			7,600,000.00		7,438,589.96	7,186,750.00
MLK3	91282CED9	7,600,000.00			7,438,589.96	7,186,750.00
		US TREASURY N/B	07/25 3		3.000 07/15/2025	
			24,700,000.00		24,605,276.73	23,942,597.72
MLK3	91282CEY3	24,700,000.00			24,605,276.73	23,942,597.72
		TSY INFL IX N/B	07/32 0.625		0.625 07/15/2032	
			-0.01		0.00	0.00
MLK3	91282CEZ0	-0.01			0.00	0.00
		US TREASURY N/B	08/32 2.75		2.750 08/15/2032	
			4,205,000.00		3,782,777.92	3,842,975.78
MLK5	91282CFF3	4,205,000.00			3,782,777.92	3,842,975.78
		US TREASURY N/B	08/27 3.125		3.125 08/31/2027	
			13,215,000.00		13,050,955.15	12,730,794.21
MLK3	91282CFH9	13,215,000.00			13,050,955.15	12,730,794.21
		US TREASURY N/B	09/27 4.125		4.125 09/30/2027	
			11,020,000.00		11,051,977.06	11,078,974.19
MLK3	91282CFM8	11,020,000.00			11,051,977.06	11,078,974.19
		US TREASURY N/B	10/27 4.125		4.125 10/31/2027	
			1,370,000.00		1,380,665.90	1,377,492.19
MLK5	91282CFU0	1,370,000.00			1,380,665.90	1,377,492.19
		US TREASURY N/B	11/32 4.125		4.125 11/15/2032	
			17,225,000.00		18,049,227.95	17,624,299.62
MLK3	91282CFV8	12,535,000.00			13,180,213.88	12,825,578.85
MLK5	91282CFV8	4,690,000.00			4,869,014.07	4,798,720.77
		US TREASURY N/B	11/24 4.5		4.500 11/30/2024	
			7,905,000.00		7,951,935.94	7,909,323.09
MLK3	91282CFX4	7,905,000.00			7,951,935.94	7,909,323.09

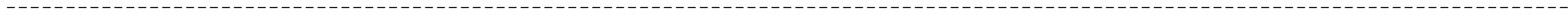
DCMT COMPOSITE
COMPOSITE
SCHEDULE H, LINE 4I - SCHEDULE OF ASSETS
(HELD AT END OF YEAR)

(A) FUND	(B) IDENTITY OF ISSUER	(C) DESCRIPTION OF INVESTMENT SHARES/PAR	RATE	MAT DATE	(D) COST	(E) CURRENT VALUE
		US TREASURY N/B	11/27 3.875		3.875 11/30/2027	
			14,620,000.00		14,692,008.31	14,564,032.89
MLK3	91282CFZ9		8,680,000.00		8,719,583.88	8,646,771.92
MLK5	91282CFZ9		5,940,000.00		5,972,424.43	5,917,260.97
		US TREASURY N/B	12/27 3.875		3.875 12/31/2027	
			6,515,000.00		6,486,306.76	6,488,532.81
MLK3	91282CGC9		6,515,000.00		6,486,306.76	6,488,532.81
			540,075,277.22		530,191,238.44	501,706,470.64

DCMT COMPOSITE
COMPOSITE
SCHEDULE H, LINE 4I - SCHEDULE OF ASSETS
(HELD AT END OF YEAR)

(A) FUND	(B) IDENTITY OF ISSUER	(C) DESCRIPTION OF INVESTMENT SHARES/PAR	RATE	MAT DATE (D) COST	(E) CURRENT VALUE
CORP. DEBT INSTR. - PREFERRED					
MLK5	00115AAN9	AEP TRANSMISSION CO LLC SR UNSECURED 08/51 2.75 835,000.00 835,000.00	2.750	08/15/2051 831,776.90 831,776.90	532,763.56 532,763.56
MLK3	00120DAA4	AGL CLO 17 LTD. AGL 2022 17A A 144A 590,000.00 590,000.00	1.000	01/21/2035 590,000.00 590,000.00	571,001.41 571,001.41
MLK5	00182EBP3	ANZ NEW ZEALAND INTL/LDN COMPANY GUAR 144A 02/25 2.166 345,000.00 345,000.00	2.166	02/18/2025 345,000.00 345,000.00	323,903.74 323,903.74
MLK5	023135CQ7	AMAZON.COM INC SR UNSECURED 12/29 4.65 805,000.00 805,000.00	4.650	12/01/2029 804,428.45 804,428.45	800,053.48 800,053.48
MLK5	02529XAC9	AMERICAN CREDIT ACCEPTANCE REC ACAR 2022 4 C 144A 65,000.00 65,000.00	7.860	02/15/2029 64,987.58 64,987.58	65,289.99 65,289.99
MLK5	02530WAC8	AMERICAN CREDIT ACCEPTANCE REC ACAR 2022 1 B 144A 190,000.00 190,000.00	1.680	09/14/2026 189,995.74 189,995.74	185,149.59 185,149.59
MLK5	025816DB2	AMERICAN EXPRESS CO SR UNSECURED 11/27 5.85 420,000.00 420,000.00	5.850	11/05/2027 419,697.60 419,697.60	436,793.11 436,793.11
MLK5	02665WEB3	AMERICAN HONDA FINANCE SR UNSECURED 01/29 2.25 175,000.00 175,000.00	2.250	01/12/2029 174,606.25 174,606.25	150,635.17 150,635.17
MLK3	0013063FAE	AMERICREDIT AUTOMOBTj 05/7 A 1MR 2022 1 B 192,000.00 592,000.00	0.8	10/19/2026 4121995.7.4 4121995.7.4	26,496.03 26,496.03
MLTj 0 0 Td 0 -19.5 Td (AMERICREDIT AUTOMOBTj 05/7 A 1MR 2022 1 B		1.2112/01/2025	

DCMT COMPOSITE
COMPOSITE
SCHEDULE H, LINE 4I - SCHEDULE OF ASSETS
(HELD AT END OF YEAR)



DCMT COMPOSITE
COMPOSITE
SCHEDULE H, LINE 4I - SCHEDULE OF ASSETS
(HELD AT END OF YEAR)

(A) FUND	(B) IDENTITY OF ISSUER	(C) DESCRIPTION OF INVESTMENT SHARES/PAR	RATE	MAT DATE (D) COST	(E) CURRENT VALUE
MLK3	09659W2T0	BNP PARIBAS SR UNSECURED 144A 01/28 VAR 315,000.00 315,000.00	1.000	01/20/2028 315,000.00 315,000.00	277,486.59 277,486.59
MLK3	096630AE8	BOARDWALK PIPELINES LP COMPANY GUAR 06/26 5.95 575,000.00 575,000.00	5.950	06/01/2026 630,038.80 630,038.80	582,831.06 582,831.06
MLK5	10921U2G2	BRIGHTHSE FIN GLBL FUND SECURED 144A 12/23 1.2 255,000.00 255,000.00	1.200	12/15/2023 254,875.05 254,875.05	244,330.50 244,330.50
MLK5	10921U2H0	BRIGHTHSE FIN GLBL FUND SR SECURED 144A 01/25 1.75 635,000.00 635,000.00	1.750	01/13/2025 634,187.20 634,187.20	585,161.66 585,161.66
MLK3	12547DAA4	CIFC FUNDING LTD CIFC 2021 4A A 144A 1,330,000.00 1,330,000.00	1.000	07/15/2033 1,330,000.00 1,330,000.00	1,297,215.50 1,297,215.50
MLK3	12555QAN6	CIFC FUNDING LTD CIFC 2020 1A A1R 144A 1,345,000.00 1,345,000.00	1.000	07/15/2036 1,345,000.00 1,345,000.00	1,307,895.49 1,307,895.49
MLK3	12564DAA2	CIFC FUNDING LTD CIFC 2021 3A A 144A 1,340,000.00 1,340,000.00	1.000	07/15/2036 1,340,000.00 1,340,000.00	1,302,932.92 1,302,932.92
MLK3	12593YBF9	COMM MORTGAGE TRUST COMM 2016 CR28 AHR 178,933.26 178,933.26	3.651	02/10/2049 177,835.89 177,835.89	168,157.93 168,157.93
MLK5	12598NAA0	CIG AUTO RECEIVABLES TRUST CIGAR 2021 1A A 144A 127,837.42 127,837.42	0.690	04/14/2025 127,836.26 127,836.26	125,730.45 125,730.45
MLK3	12661PAB5	CSL FINANCE PLC COMPANY GUAR 144A 04/29 4.05 275,000.00 275,000.00	4.050	04/27/2029 274,419.75 274,419.75	259,772.17 259,772.17
MLK5	13607H6M9	CANADIAN IMPERIAL BANK SR UNSECURED 08/25 3.945 795,000.00 795,000.00	3.945	08/04/2025 795,000.00 795,000.00	777,102.71 777,102.71
MLK5	13646CAD8	CANADIAN PACER AUTO RECEIVABLE CPART 2021 1A A3 144A 434,933.30 434,933.30	0.500	10/20/2025 434,901.81 434,901.81	419,414.71 419,414.71

DCMT COMPOSITE
COMPOSITE
SCHEDULE H, LINE 4I - SCHEDULE OF ASSETS
(HELD AT END OF YEAR)

(A) FUND	(B) IDENTITY OF ISSUER	(C) DESCRIPTION OF INVESTMENT SHARES/PAR	RATE	MAT DATE	(D) COST	(E) CURRENT VALUE
	CARMAX AUTO OWNER TRUST	CARMX 2020 3 A3	0.620	03/17/2025		
		38,814.38			38,909.90	38,224.65
MLK5	14315FAD9	38,814.38			38,909.90	38,224.65
	CARMAX AUTO OWNER TRUST	CARMX 2020 2 A3	1.700	11/15/2024		
		48,485.65			48,949.6.FAD9 011R-----	38,224.65
MLK5	VAD11/15/2024	48,485.65			48,949.6.FAD9 011R-----	38,224.65
	CARMAX AUTO OWNER TRUST	CA1 5 Td (FUND	2.64Td 7	1.700 6)Tj 0 0 Td 0 -19.5 Td (
	CARMAX AUTO OWNER TRUST	1 4MX 2020 3 A3	56Td 9	1.700 6		
		355,000.0 38,909.90			354,959.46	336,047.8638,224.65
MLK5	7J 14315FAD9	355,000.0 38,909.90			354,959.46	336,047.8638,224.65
	LY - GLOBAL RKET ST	GI CGMS 19 4A A11R5 4A Td (MLK5 .0 Td 4	1.700	303/17/2025)Tj 0 0 Td 0 -19.5 Td (
	VANA CARRECEIVABLESUTO OWNCRVNA 00 2 PRMX 2020 3 A3		1	10700	48,949.6.FAD9 01111111111111	
		125,000.0 38,909.90			124,98 38,814.38	121,887.4938,224.65
MLK5	686MAC 48,949.6.FAD9 01111111111111	125,000.0 38,909.90			124,98 38,814.38	121,887.4938,224.65

DCMT COMPOSITE
COMPOSITE
SCHEDULE H, LINE 4I - SCHEDULE OF ASSETS
(HELD AT END OF YEAR)

(A) FUND	(B) IDENTITY OF ISSUER	(C) DESCRIPTION OF INVESTMENT SHARES/PAR	RATE	MAT DATE	(D) COST	(E) CURRENT VALUE
		CITIGROUP INC				
		SR UNSECURED 09/26 VAR	1.000	09/29/2026		
		765,000.00			765,000.00	767,107.96
MLK3	172967NX5	765,000.00			765,000.00	767,107.96
		CNO GLOBAL FUNDING				
		SECURED 144A 01/29 2.65	2.650	01/06/2029		
		585,000.00			584,145.90	497,182.16
MLK5	18977W2C3	585,000.00			584,145.90	497,182.16
		COMCAST CORP				
		COMPANY GUAR 11/27 5.35	5.350	11/15/2027		
		230,000.00			229,896.50	235,240.30
MLK5	20030NEA5	230,000.00			229,896.50	235,240.30
		COMMONBOND STUDENT LOAN TRUST				
		CBSLT 2021 BGS A 144A	1.170	09/25/2051		
		290,705.92			290,642.10	236,259.14
MLK5	20268AAA0	290,705.92			290,642.10	236,259.14
		CREDIT ACCEPTANCE AUTO LOAN TR				
		CAALT 2022 3A A 144A	6.570	10/15/2032		
		655,000.00			654,954.54	655,751.55
MLK5	22534QAA9	655,000.00			654,954.54	655,751.55
		CREDIT ACCEPTANCE AUTO LOAN TR				
		CAALT 2021 4 A 144A	1.260	10/15/2030		
		305,000.00			304,957.03	285,998.96
MLK5	22535BAA1	305,000.00			304,957.03	285,998.96
		CREDIT SUISSE NEW YORK				
		SR UNSECURED 07/27 5	5.000	07/09/2027		
		885,000.00			882,406.95	807,551.06
MLK5	22550L2K6	885,000.00			882,406.95	807,551.06
		CROWN CASTLE TOWERS LLC				
		ASSET BACKED 144A 05/45 3.663	3.663	05/15/2045		
		270,000.00			270,000.00	261,7340 Td 0 -19.5 Td (

DCMT COMPOSITE
COMPOSITE
SCHEDULE H, LINE 4I - SCHEDULE OF ASSETS
(HELD AT END OF YEAR)

(A) FUND	(B) IDENTITY OF ISSUER	(C) DESCRIPTION OF INVESTMENT SHARES/PAR	RATE	MAT DATE	(D) COST	(E) CURRENT VALUE
	DANSKE BANK A/S	SR UNSECURED 144A 09/25 VAR	1.000	09/10/2025		
		915,000.00		915,000.00		835,768.78
MLK5	23636ABA8	915,000.00		915,000.00		835,768.78
	DENSO CORP	SR UNSECURED 144A 09/26 1.239	1.239	09/16/2026		
		360,000.00		360,000.00		313,169.00
MLK5	24872BAA8	360,000.00		360,000.00		313,169.00
	DEUTSCHE BANK NY	SR UNSECURED 09/27 5.371	5.371	09/09/2027		
		585,000.00		585,000.00		587,198.96
MLK5	25160PAM9	585,000.00		585,000.00		587,198.96
	DRIVE AUTO RECEIVABLES TRUST	DRIVE 2021 3 A3	0.790	10/15/2025		
		402,144.75		402,084.91		399,306.81
MLK5	262081AC6	402,144.75		402,084.91		399,306.81
	DRIVE AUTO RECEIVABLES TRUST	DRIVE 2021 3 B	1.110	05/15/2026		
		290,000.00		289,997.48		281,974.08
MLK5	262081AD4	290,000.00		289,997.48		281,974.08
	DRIVE AUTO RECEIVABLES TRUST	DRIVE 2021 2 B	0.580	12/15/2025		
		1,101,220.73		1,101,194.74		1,087,354.71
MLK5	262104AD4	1,101,220.73		1,101,194.74		1,087,354.71
	DRYDEN SENIOR LOAN FUND	DRSLF 2020 86A A1R 144A	1.000	07/17/2034		
		1,340,000.00		1,340,000.00		1,297,964.20
MLK3	26245XAL1	1,340,000.00		1,340,000.00		1,297,964.20
	DRYDEN SENIOR LOAN FUND	DRSLF 2020 77A AR 144A	1.000	05/20/2034		
		1,325,000.00		1,325,000.00		1,287,377.95
MLK3	26252VAS0	1,325,000.00		1,325,000.00		1,287,377.95
	DT AUTO OWNER TRUST	DTAOT 2021 4A C 144A	1.500	09/15/2027		
		480,000.00		479,983.34		442,272.05
MLK5	26253WAE8	480,000.00		479,983.34		442,272.05
	ENI SPA	SR UNSECURED 144A 09/28 4.75	4.750	09/12/2028		
		400,000.00		397,798.00		387,815.74
MLK3	26874RAE8	400,000.00		397,798.00		387,815.74
	ECOLAB INC	SR UNSECURED 03/30 4.8	4.800	03/24/2030		
		25,000.00		27,421.50		24,835.51
MLK3	278865BE9	25,000.00		27,421.50		24,835.51
	ECOLAB INC	SR UNSECURED 01/28 5.25	5.250	01/15/2028		
		365,000.00		362,817.30		372,481.69
MLK5	278865BP4	365,000.00		362,817.30		372,481.69

DCMT COMPOSITE
COMPOSITE
SCHEDULE H, LINE 4I - SCHEDULE OF ASSETS
(HELD AT END OF YEAR)

(A) FUND	(B) IDENTITY OF ISSUER	(C) DESCRIPTION OF INVESTMENT SHARES/PAR	RATE	MAT DATE	(D) COST	(E) CURRENT VALUE
		ENTERPRISE FLEET FINANCING LLC EFF 2022 3 A2 144A	4.380	07/20/2029		
		135,000.00			134,981.76	132,030.85
MLK5	2844A AB9	135,000.00			134,981.76	132,030.85
		ENTERPRISE PRODUCTS OPER COMPANY GUAR 01/30 2.8	2.800	01/31/2030		
		175,000.00			158,917.50	149,272.35
MLK3	28449VBX0	175,000.00			158,917.50	149,272.35
		EQUITABLE FINANCIAL LIFE SECURED 144A 08/24 0.8	0.800	08/12/2024		
		1,000,000.00			999,910.00	927,966.77
MLK5	28449WAJ6	1,000,000.00			999,910.00	927,966.77
		EQUITABLE FINANCIAL LIFE SR SECURED 144A 11/24 1.1	1.100	11/12/2024		
		190,000.00			189,971.50	176,114.95
MLK5	28449WAK3	190,000.00			189,971.50	176,114.95
		EQUITABLE FINANCIAL LIFE SECURED 144A 12/25 5.5	5.500	12/02/2025		
		455,000.00			454,886.25	454,380.74
MLK5	28449WAP2	455,000.00			454,886.25	454,380.74
		EVEREST REINSURANCE HLDG SR UNSECURED 10/52 3.125	3.125	10/15/2052		
		495,000.00			484,476.30	311,170.17
MLK5	289808AJ4	495,000.00			484,476.30	311,170.17
		EXETER AUTOMOBILE RECEIVABLES EART 2021 4A B	1.050	05/15/2026		
		450,000.00			449,938.26	438,974.33
MLK5	30165JAD8	450,000.00			449,938.26	438,974.33
		EXETER AUTOMOBILE RECEIVABLES EART 2021 3A B	0.690	01/15/2026		
		1,450,073.70			1,450,073.55	1,427,074.52
MLK5	30166AAD6	1,450,073.70			1,450,073.55	1,427,074.52
		EXETER AUTOMOBILE RECEIVABLES EART 2022 2A C	3.850	07/17/2028		
		860,000.00			859,890.52	820,407.75
MLK3	30166QAE9	860,000.00			859,890.52	820,407.75
		EXETER AUTOMOBILE RECEIVABLES EART 2022 3A B	4.860	12/15/2026		
		430,000.00			428,970.97	423,288.47
MLK5	30166YAD4	430,000.00			428,970.97	423,288.47
		EXETER AUTOMOBILE RECEIVABLES EART 2022 3A C	5.300	09/15/2027		
		595,000.00			592,163.22	583,796.51
MLK3	30166YAE2	595,000.00			592,163.22	583,796.51
		EXETER AUTOMOBILE RECEIVABLES EART 2022 5A B	5.970	03/15/2027		
		525,000.00			523,689.08	524,145.46
MLK5	30167FAD4	525,000.00			523,689.08	524,145.46

DCMT COMPOSITE
COMPOSITE
SCHEDULE H, LINE 4I - SCHEDULE OF ASSETS
(HELD AT END OF YEAR)

(A) FUND	(B) IDENTITY OF ISSUER	(C) DESCRIPTION OF INVESTMENT SHARES/PAR	RATE	MAT DATE	(D) COST	(E) CURRENT VALUE
		EXETER AUTOMOBILE RECEIVABLES EART 2022 6A B	6.030	08/16/2027		
		170,000.00			169,990.70	170,498.10
MLK5	30168AAD4	170,000.00			169,990.70	170,498.10
		F+G GLOBAL FUNDING SR SECURED 144A 09/28 2	2.000	09/20/2028		
		490,000.00			488,667.20	404,695.68
MLK5	30321L2C5	490,000.00			488,667.20	404,695.68
		F+G GLOBAL FUNDING SECURED 144A 07/25 5.15	5.150	07/07/2025		
		405,000.00			404,732.70	396,866.42
MLK5	30321L2E1	405,000.00			404,732.70	396,866.42
		FIRST INVESTORS AUTO OWNER TRU FIAOT 2021 2A B 144A	1.130	11/15/2027		
		1,000,000.00			999,794.90	930,122.60
MLK5	32057JAC7	1,000,000.00			999,794.90	930,122.60
		FLAGSHIP CREDIT AUTO TRUST FCAT 2022 4 A3 144A	6.320	06/15/2027		
		375,000.00			374,982.00	374,526.19
MLK5	33843XAC3	375,000.00			374,982.00	374,526.19
		FLAGSHIP CREDIT AUTO TRUST FCAT 2021 4 A 144A	0.810	07/17/2026		
		546,854.89			546,812.46	530,677.23
MLK5	33845AAA5	546,854.89			546,812.46	530,677.23
		FLAGSHIP CREDIT AUTO TRUST FCAT 2021 3 B 144A	0.950	07/15/2027		
		740,000.00			739,846.30	692,892.41
MLK5	33846QAC5	740,000.00			739,846.30	692,892.41
		FLAGSTAR MORTGAGE TRUST FSMT 2017 2 B1 144A	1.000	10/25/2047		
		198,059.57			202,979.70	176,842.40
MLK3	33850RAY8	198,059.57			202,979.70	176,842.40
		FOURSIGHT CAPITAL AUTOMOBILE R FCRT 2022 2 A3 144A	4.590	06/15/2027		
		240,000.00			239,999.59	235,356.12
MLK5	34660DAC5	240,000.00			239,999.59	235,356.12
		FOURSIGHT CAPITAL AUTOMOBILE R FCRT 2022 1 A3 144A	1.830	12/15/2026		
		250,000.00			249,957.75	240,017.00
MLK5	35105JAC2	250,000.00			249,957.75	240,017.00
		FREDDIE MAC STACR STACR 2022 DNA5 M1A 144A	1.000	06/25/2042		
		842,396.54			842,396.54	852,286.61
MLK3	35564KYN3	842,396.54			842,396.54	852,286.61
		GA GLOBAL FUNDING TRUST SR SECURED 144A 12/23 1.25	1.250	12/08/2023		
		315,000.00			314,782.65	302,239.35
MLK5	36143L2F1	315,000.00			314,782.65	302,239.35

DCMT COMPOSITE
COMPOSITE
SCHEDULE H, LINE 4I - SCHEDULE OF ASSETS
(HELD AT END OF YEAR)

(A) FUND	(B) IDENTITY OF ISSUER	(C) DESCRIPTION OF INVESTMENT SHARES/PAR	RATE	MAT DATE (D) COST	(E) CURRENT VALUE
	GA GLOBAL FUNDING TRUST	SECURED 144A 01/27 2.25	2.250	01/06/2027	
		590,000.00		589,834.80	520,056.69
MLK5	36143L2G9	590,000.00		589,834.80	520,056.69
	GENERAL MOTORS	GFORT 2019 2 C 144A	3.300	04/15/2026	
		505,000.00		504,905.21	487,010.74
MLK3	361886CF9	505,000.00		504,905.21	487,010.74
	GENERAL MOTORS	GFORT 2020 2 C 144A	1.310	10/15/2025	
		175,000.00		174,967.54	167,858.74
MLK3	361886CP7	175,000.00		174,967.54	167,858.74
	GM FINANCIAL SECURITIZED TERM	GMCAR 2021 4 A2	0.280	11/18/2024	
		122,152.64		122,144.90	120,842.46
MLK5	362554AB3	122,152.64		122,144.90	120,842.46
	GM FINANCIAL AUTOMOBILE LEASIN	GMALT 2021 1 D	1.010	07/21/2025	
		1,090,000.00		1,089,805.76	1,053,185.58
MLK3	36261RAG3	1,090,000.00		1,089,805.76	1,053,185.58
	GS MORTGAGE BACKED SECURITIES	GSMBS 2021 GR2 A4 144A	1.000	02/25/2052	
		297,670.81		302,042.85	226,346.20
MLK3	36262JAD7	297,670.81		302,042.85	226,346.20
	GM FINANCIAL AUTOMOBILE LEASIN	GMALT 2021 3 A3	0.390	10/21/2024	
		965,000.00		964,986.88	937,565.53
MLK5	36262XAC8	965,000.00		964,986.88	937,565.53
	GLS AUTO RECEIVABLES TRUST	GCAR 2021 4A B 144A	1.530	04/15/2026	
		600,000.00		599,887.86	573,846.84
MLK5	36263DAB3	600,000.00		599,887.86	573,846.84
	GM FINANCIAL REVOLVING RECEIVA	GMREV 2021 1 A 144A	1.170	06/12/2034	
		125,000.00		124,975.14	108,767.08
MLK5	36263HAA6	125,000.00		124,975.14	108,767.08
	GLS AUTO RECEIVABLES TRUST	GCAR 2021 3A B 144A	0.780	11/17/2025	
		825,000.00		824,924.68	802,485.09
MLK5	36263LAC3	825,000.00		824,924.68	802,485.09
	GOLDMAN SACHS GROUP INC	SR UNSECURED 09/27 VAR	1.000	09/10/2027	
		540,000.00		540,000.00	466,424.50
MLK3	38141GYG3	540,000.00		540,000.00	466,424.50
	GOLDMAN SACHS GROUP INC	SR UNSECURED 10/27 VAR	1.000	10/21/2027	
		800,000.00		798,535.90	700,438.60
MLK5	38141GYM0	800,000.00		798,535.90	700,438.60

DCMT COMPOSITE
COMPOSITE
SCHEDULE H, LINE 4I - SCHEDULE OF ASSETS
(HELD AT END OF YEAR)

(A) FUND	(B) IDENTITY OF ISSUER	(C) DESCRIPTION OF INVESTMENT SHARES/PAR	RATE	MAT DATE (D) COST	(E) CURRENT VALUE
MLK3	38141GZR8	GOLDMAN SACHS GROUP INC SR UNSECURED 03/28 VAR 525,000.00 525,000.00	1.000	03/15/2028 525,000.00 525,000.00	488,576.93 488,576.93
MLK3	38141GZU1	GOLDMAN SACHS GROUP INC SR UNSECURED 08/28 VAR 400,000.00 400,000.00	1.000	08/23/2028 400,000.00 400,000.00	384,609.13 384,609.13
MLK5	38141GZV9	GOLDMAN SACHS GROUP INC SR UNSECURED 11/24 5.7 455,000.00 455,000.00	5.700	11/01/2024 454,745.20 454,745.20	460,959.67 460,959.67
MLK3	38177YAC6	GOLUB CAPITAL PARTNERS CLO, LT GCBSL 2021 53A B 144A 1,065,000.00 1,065,000.00	1.000	07/20/2034 1,065,000.00 1,065,000.00	1,012,098.26 1,012,098.26
MLK3	39152TAJ9	GREAT WOLF TRUST GWT 2019 WOLF C 144A 645,000.00 645,000.00	1.000	12/15/2036 644,700.00 644,700.00	615,785.82 615,785.82
MLK5	40428HTA0	HSBC USA INC SR UNSECURED 05/24 3.75 1,030,000.00 1,030,000.00	3.750	05/24/2024 1,029,958.80 1,029,958.80	1,010,594.19 1,010,594.19
MLK3	404280BX6	HSBC HOLDINGS PLC SR UNSECURED 09/26 VAR 290,000.00 290,000.00	1.000	09/12/2026 308,432.40 308,432.40	277,937.47 277,937.47
MLK3	404280CG2	HSBC HOLDINGS PLC SR UNSECURED 06/26 VAR 500,000.00 500,000.00	1.000	06/04/2026 500,000.00 500,000.00	455,894.95 455,894.95
MLK3	404280CJ6	HSBC HOLDINGS PLC SR UNSECURED 04/26 VAR 1,520,000.00 1,520,000.00	1.000	04/18/2026 1,529,997.60 1,529,997.60	1,374,706.30 1,374,706.30
MLK3	404280DA4	HSBC HOLDINGS PLC SR UNSECURED 03/26 VAR 535,000.00 535,000.00	1.000	03/10/2026 535,000.00 535,000.00	503,189.71 503,189.71
MLK3	404280DF3	HSBC HOLDINGS PLC SR UNSECURED 06/28 VAR 1,060,000.00 1,060,000.00	1.000	06/09/2028 1,060,000.00 1,060,000.00	1,003,381.22 1,003,381.22
MLK3	404280DG1	HSBC HOLDINGS PLC SR UNSECURED 08/28 VAR 530,000.00 530,000.00	1.000	08/11/2028 530,000.00 530,000.00	512,085.11 512,085.11

DCMT COMPOSITE
COMPOSITE
SCHEDULE H, LINE 4I - SCHEDULE OF ASSETS
(HELD AT END OF YEAR)

(A) FUND	(B) IDENTITY OF ISSUER	(C) DESCRIPTION OF INVESTMENT SHARES/PAR	RATE	MAT DATE (D) COST	(E) CURRENT VALUE
		HIGHBRIDGE LOAN MANAGEMENT LTD HLM 2021 16A A1 144A	1.000	01/23/2035	
		350,000.00		340,147.50	338,384.20
MLK3	40440XAA9	350,000.00		340,147.50	338,384.20
		HPEFS EQUIPMENT TRUST HPEFS 2022 1A C 144A	1.960	05/21/2029	
		310,000.00		309,941.38	286,431.69
MLK3	40441RAE3	310,000.00		309,941.38	286,431.69
		HPEFS EQUIPMENT TRUST HPEFS 2022 2A C 144A	4.430	09/20/2029	
		255,000.00		254,956.96	246,449.70
MLK3	40441TAE9	255,000.00		254,956.96	246,449.70
		HARLEY DAVIDSON MOTORCYCLE TRU HDMOT 2021 B A3	0.560	11/16/2026	
		457,557.23		457,487.45	440,935.82
MLK5	41285AAC1	457,557.23		457,487.45	440,935.82
		HONDA AUTO RECEIVABLES OWNER T HAROT 2021 3 A3	0.410	11/18/2025	
		495,000.00		494,992.77	472,199.61
MLK5	43815EAC8	495,000.00		494,992.77	472,199.61
		HONDA AUTO RECEIVABLES OWNER T HAROT 2021 4 A3	0.880	01/21/2026	
		385,000.00		384,918.84	365,387.18
MLK5	43815GAC3	385,000.00		384,918.84	365,387.18
		HONEYWELL INTERNATIONAL SR UNSECURED 02/33 5	5.000	02/15/2033	
		275,000.00		272,299.50	279,671.62
MLK5	438516CK0	275,000.00		272,299.50	279,671.62
		HUNTINGTON NATIONAL BANK SR UNSECURED 01/30 5.65	5.650	01/10/2030	
		790,000.00		788,143.50	794,380.12
MLK5	44644MAJ0	790,000.00		788,143.50	794,380.12
		HYUNDAI AUTO RECEIVABLES TRUST HART 2020 A A3	1.410	11/15/2024	
		49,230.07		49,768.51	48,548.49
MLK5	44891LAC7	49,230.07		49,768.51	48,548.49
		HYUNDAI AUTO RECEIVABLES TRUST HART 2020 B A3	0.480	12/16/2024	
		45,992.92		46,066.59	45,417.03
MLK5	44933FAC0	45,992.92		46,066.59	45,417.03
		HYUNDAI AUTO RECEIVABLES TRUST HART 2021 C A3	0.740	05/15/2026	
		345,000.00		344,923.00	325,906.35
MLK5	44935FAD6	345,000.00		344,923.00	325,906.35
		ING GROEP NV SR UNSECURED 04/27 VAR	1.000	04/01/2027	
		200,000.00		200,000.00	176,697.83
MLK3	456837AV5	200,000.00		200,000.00	176,697.83

DCMT COMPOSITE
COMPOSITE
SCHEDULE H, LINE 4I - SCHEDULE OF ASSETS
(HELD AT END OF YEAR)

(A) FUND	(B) IDENTITY OF ISSUER	(C) DESCRIPTION OF INVESTMENT SHARES/PAR	RATE	MAT DATE (D) COST	(E) CURRENT VALUE
		MERCEDES BENZ AUTO RECEIVABLES MBART 2021 1 A3	0.460	06/15/2026	
		430,000.00		429,943.76	408,073.91
MLK5	58772WAC7	430,000.00		429,943.76	408,073.91
		MET LIFE GLOB FUNDING I	0.700	09/27/2024	
		SR SECURED 144A 09/24 0.7		989,881.20	915,426.28
MLK5	59217GEP0	990,000.00		989,881.20	915,426.28
		MITSUBISHI UFJ FIN GRP	1.000	09/13/2028	
		SR UNSECURED 09/28 VAR		740,000.00	733,690.54
MLK3	606822CN2	515,000.00		515,000.00	510,608.96
MLK5	606822CN2	225,000.00		225,000.00	223,081.58
		MORGAN STANLEY	1.000	10/20/2032	
		SR UNSECURED 10/32 VAR		460,000.00	359,884.25
MLK5	61747YEH4	460,000.00		460,000.00	359,884.25
		MORGAN STANLEY	1.000	07/20/2033	
		SR UNSECURED 07/33 VAR		165,000.00	155,523.20
MLK3	61747YEU5	165,000.00		155,817.75	155,523.20
		MORGAN STANLEY	1.000	05/04/2027	
		SR UNSECURED 05/27 VAR		360,000.00	316,177.00
MLK3	61772BAB9	360,000.00		360,000.00	316,177.00
		MORGAN STANLEY	1.000	04/22/2042	
		SR UNSECURED 04/42 VAR		150,000.00	111,231.58
MLK3	61772BAC7	150,000.00		150,000.00	111,231.58
		NBN CO LTD	2.625	05/05/2031	
		SR UNSECURED 144A 05/31 2.625		430,000.00	342,670.81
MLK3	62878U2B7	430,000.00		429,776.40	342,670.81
		NTT FINANCE CORP	1.591	04/03/2028	
		COMPANY GUAR 144A 04/28 1.591		555,000.00	466,053.78
MLK3	62954WAD7	555,000.00		555,000.00	466,053.78
		NTT FINANCE CORP	2.065	04/03/2031	
		COMPANY GUAR 144A 04/31 2.065		200,000.00	160,646.21
MLK3	62954WAE5	200,000.00		200,000.00	160,646.21
		NATIONAL SECS CLEARING	5.100	11/21/2027	
		SR UNSECURED 144A 11/27 5.1		565,000.00	569,174.90
MLK5	637639AH8	565,000.00		564,824.85	569,174.90
		NATIONWIDE BLDG SOCIETY	4.850	07/27/2027	
		SR UNSECURED 144A 07/27 4.85		460,000.00	448,962.94
MLK5	63861VAH0	460,000.00		459,576.80	448,962.94

DCMT COMPOSITE
COMPOSITE
SCHEDULE H, LINE 4I - SCHEDULE OF ASSETS
(HELD AT END OF YEAR)

(A) FUND	(B) IDENTITY OF ISSUER	(C) DESCRIPTION OF INVESTMENT SHARES/PAR	RATE	MAT DATE	(D) COST	(E) CURRENT VALUE
	NUCOR CORP	SR UNSECURED 04/32 3.125	3.125	04/01/2032		
		180,000.00		163,454.40		153,127.01
MLK3	670346AV7	180,000.00		163,454.40		153,127.01
	PNC FINANCIAL SERVICES	SR UNSECURED 01/30 2.55	2.550	01/22/2030		
		175,000.00		157,234.00		148,953.74
MLK3	693475AZ8	175,000.00		157,234.00		148,953.74
	PNC FINANCIAL SERVICES	SR UNSECURED 10/33 VAR	1.000	10/28/2033		
		260,000.00		260,000.00		271,598.03
MLK5	693475BJ3	260,000.00		260,000.00		271,598.03
	PNC FINANCIAL SERVICES	SR UNSECURED 12/28 VAR	1.000	12/02/2028		
		550,000.00		550,000.00		555,236.64
MLK5	693475BK0	550,000.00		550,000.00		555,236.64
	PALMER SQUARE CLO LTD	PLMRS 2022 1A A 144A	1.000	04/20/2035		
		445,000.00		445,000.00		432,236.96
MLK3	69689QAA3	445,000.00		445,000.00		432,236.96
	PHILIP MORRIS INTL INC	SR UNSECURED 11/29 5.625	5.625	11/17/2029		
		460,000.00		459,604.40		468,036.42
MLK3	718172CW7	150,000.00		149,871.00		152,620.57
MLK5	718172CW7	310,000.00		309,733.40		315,415.85
	PRESTIGE AUTO RECEIVABLES TRUS PART 2021 1A C 144A		1.530	02/15/2028		
		270,000.00		269,951.78		249,152.44
MLK5	74113XAE6	270,000.00		269,951.78		249,152.44
	PRESTIGE AUTO RECEIVABLES TRUS PART 2020 1A C 144A		1.310	11/16/2026		
		114,923 10	271	2485700.00	6	025.9 468,036.42
MLK5	4BAG 693475AZ8	114,923 10	271	2485700.00	6	025.9 468,036.42
	ICOA GLOBNC -19.ING	PAGE: SR U020 09/0 11. 04/01/20321.	9	3.120 11/16/2026		
		1 270,000.00	997	270,000.00	8	193.6 432,236.96
MLK5	53WCP 04/01/2032	1 270,000.00	997	270,000.00	8	193.6 432,236.96

DCMT COMPOSITE
COMPOSITE
SCHEDULE H, LINE 4I - SCHEDULE OF ASSETS
(HELD AT END OF YEAR)

(A) FUND	(B) IDENTITY OF ISSUER	(C) DESCRIPTION OF INVESTMENT SHARES/PAR	RATE	MAT DATE (D) COST	(E) CURRENT VALUE
MLK5	747525BR3	QUALCOMM INC SR UNSECURED 05/52 4.5 300,000.00 300,000.00	4.500	05/20/2052 293,463.00 293,463.00	263,700.42 263,700.42
MLK5	747525BS1	QUALCOMM INC SR UNSECURED 05/33 5.4 550,000.00 550,000.00	5.400	05/20/2033 549,681.00 549,681.00	572,967.60 572,967.60
MLK5	74977RDL5	COOPERATIEVE RABOBANK UA SR UNSECURED 144A 12/27 VAR 340,000.00 340,000.00	1.000	12/15/2027 340,000.00 340,000.00	296,017.27 296,017.27
MLK3	756109BG8	REALTY INCOME CORP SR UNSECURED 08/27 3.95 686,000.00 686,000.00	3.950	08/15/2027 761,100.13 761,100.13	655,010.04 655,010.04
MLP2	76009NAL4	UPBOUND GROUP INC COMPANY GUAR 144A 02/29 6.375 830,000.00 830,000.00	6.375	02/15/2029 761,525.00 761,525.00	671,427.10 671,427.10
MLK5	76209PAB9	RGA GLOBAL FUNDING SR SECURED 144A 01/29 2.7 450,000.00 450,000.00	2.700	01/18/2029 449,545.50 449,545.50	381,937.89 381,937.89
MLK5	771196BV3	ROCHE HOLDINGS INC COMPANY GUAR 144A 03/27 2.314 810,000.00 810,000.00	2.314	03/10/2027 810,000.00 810,000.00	738,695.96 738,695.96
MLK3	778296AG8	ROSS STORES INC SR UNSECURED 04/31 1.875 505,000.00 505,000.00	1.875	04/15/2031 464,873.50 464,873.50	397,829.01 397,829.01
MLK5	78016EYM3	ROYAL BANK OF CANADA SR UNSECURED 01/25 1.6 110,000.00 110,000.00	1.600	01/21/2025 110,000.00 110,000.00	102,795.72 102,795.72
MLK5	78016FZU1	ROYAL BANK OF CANADA SR UNSECURED 11/27 6 745,000.00 745,000.00	6.000	11/01/2027 743,524.90 743,524.90	775,700.21 775,700.21
MLK3	78403DAR1	SBA TOWER TRUST ASSET BACKED 144A 07/52 2.328 75,000.00 75,000.00	2.328	07/15/2052 75,000.00 75,000.00	62,891.10 62,891.10
MLK3	78403DAV2	SBA TOWER TRUST ASSET BACKED 144A 04/27 1.84 560,000.00 560,000.00	1.840	04/15/2027 560,000.00 560,000.00	475,055.84 475,055.84

DCMT COMPOSITE
COMPOSITE
SCHEDULE H, LINE 4I - SCHEDULE OF ASSETS
(HELD AT END OF YEAR)

(A) FUND	(B) IDENTITY OF ISSUER	(C) DESCRIPTION OF INVESTMENT SHARES/PAR	RATE	MAT DATE	(E) CURRENT VALUE
			(D) COST		
	SBA TOWER TRUST	ASSET BACKED 144A 10/56 2.593	2.593	10/15/2056	
		455,000.00		455,000.00	350,368.20
MLK3	78403DAX8	455,000.00		455,000.00	350,368.20

DCMT COMPOSITE
COMPOSITE
SCHEDULE H, LINE 4I - SCHEDULE OF ASSETS
(HELD AT END OF YEAR)

(A) FUND	(B) IDENTITY OF ISSUER	(C) DESCRIPTION OF INVESTMENT SHARES/PAR	RATE	MAT DATE (D) COST	(E) CURRENT VALUE	
		SANTANDER DRIVE AUTO RECEIVABL SDART 2021 4 D	1.670	10/15/2027		
		285,000.00		280,457.81	262,653.61	
MLK3	80285VAF6	285,000.00		280,457.81	262,653.61	
		SANTANDER RETAIL AUTO LEASE TR SRT 2021 C A2 144A	0.290	04/22/2024		
		23,667.59		23,666.40	23,634.06	
MLK5	80286CAB6	23,667.59		23,666.40	23,634.06	
		SANTANDER DRIVE AUTO RECEIVABL SDART 2022 1 B	2.360	08/17/2026		
		850,000.00		849,848.70	823,833.18	
MLK5	80286EAD8	850,000.00		849,848.70	823,833.18	
		SANTANDER DRIVE AUTO RECEIVABL SDART 2022 4 B	4.420	11/15/2027		
		395,000.00		394,908.48	382,413.52	
MLK5	80286FAD5	395,000.00		394,908.48	382,413.52	
		SANTANDER DRIVE AUTO RECEIVABL SDART 2022 2 C	3.760	07/16/2029		
		200,000.00		194,437.50	191,248.08	
MLK3	80286MAE8	200,000.00		194,437.50	191,248.08	
		SANTANDER RETAIL AUTO LEASE TR SRT 2021 A A3 144A	0.510	07/22/2024		
		155,000.00		155,157.42	151,075.87	
MLK5	80286TAC7	155,000.00		155,157.42	151,075.87	
		SANTANDER DRIVE AUTO RECEIVABL SDART 2020 4 C	1.010	01/15/2026		
		313,561.89		315,644.14	310,404.70	
MLK5	80286WAF3	313,561.89		315,644.14	310,404.70	
		SANTANDER DRIVE AUTO RECEIVABL SDART 2022 7 A3	5.750	04/15/2027		
		85,000.00		84,993.14	85,831.60	
MLK5	80287FAC6	85,000.00		84,993.14	85,831.60	
		SANTANDER DRIVE AUTO RECEIVABL SDART 2022 5 B	4.430	03/15/2027		
		150,000.00		149,970.81	145,930.26	
MLK5	80287HAD0	150,000.00		149,970.81	145,930.26	
		SANTANDER DRIVE AUTO RECEIVABL SDART 2022 5 C	4.740	10/16/2028		
		420,000.00		419,943.01	406,310.73	
MLK3	80287HAE8	420,000.00		419,943.01	406,310.73	
		SKANDINAVISKA ENSKILDA	SR UNSECURED 144A 09/24 0.65	0.650	09/09/2024	
		1,000,000.00		998,580.00	925,160.98	
MLK5	83051GAS7	1,000,000.00		998,580.00	925,160.98	
		SOUTHERN CAL EDISON	1ST MORTGAGE 06/27 4.7	4.700	06/01/2027	
		370,000.00		369,208.20	362,872.83	
MLK3	842400HQ9	370,000.00		369,208.20	362,872.83	

DCMT COMPOSITE
COMPOSITE
SCHEDULE H, LINE 4I - SCHEDULE OF ASSETS
(HELD AT END OF YEAR)

DCMT COMPOSITE
COMPOSITE
SCHEDULE H, LINE 4I - SCHEDULE OF ASSETS
(HELD AT END OF YEAR)

(A) (B) IDENTITY OF ISSUER (C) DESCRIPTION OF INVESTMENT RATE MAT DATE (E) CURRENT

DCMT COMPOSITE
COMPOSITE
SCHEDULE H, LINE 4I - SCHEDULE OF ASSETS
(HELD AT END OF YEAR)

(A) FUND	(B) IDENTITY OF ISSUER	(C) DESCRIPTION OF INVESTMENT SHARES/PAR	RATE	MAT DATE (D) COST	(E) CURRENT VALUE
MLK5	928668BE1	VOLKSWAGEN GROUP AMERICA COMPANY GUAR 144A 05/25 3.35 455,000.00 455,000.00	3.350	05/13/2025 493,274.60 493,274.60	434,840.15 434,840.15
MLK3	928668BS0	VOLKSWAGEN GROUP AMERICA COMPANY GUAR 144A 06/27 4.35 575,000.00 345,000.00	4.350	06/08/2027 570,917.50 341,080.80	551,969.53 331,181.72
MLK5	928668BS0	230,000.00		229,836.70	220,787.81
MLK3	95000U2G7	WELLS FARGO + COMPANY SR UNSECURED 10/30 VAR 980,000.00 980,000.00	1.000	10/30/2030 984,899.05 984,899.05	835,451.36 835,451.36
MLK3	95000U2L6	WELLS FARGO + COMPANY SR UNSECURED 04/31 VAR 375,000.00 375,000.00	1.000	04/04/2031 441,956.25 441,956.25	352,497.95 352,497.95
MLK3	95000U2S1	WELLS FARGO + COMPANY SR UNSECURED 06/28 VAR 3,490,000.00 3,490,000.00	1.000	06/02/2028 3,600,848.00 3,600,848.00	3,084,928.23 3,084,928.23
MLK5	95000U2V4	WELLS FARGO + COMPANY SR UNSECURED 03/28 VAR 205,000.00 205,000.00	1.000	03/24/2028 205,000.00 205,000.00	190,080.66 190,080.66
MLK5	96043JAE5	WESTLAKE AUTOMOBILE RECEIVABLE WLAKE 2021 3A A3 144A 1,200,000.00 1,200,000.00	0.950	06/16/2025 1,199,979.12 1,199,979.12	1,166,748.00 1,166,748.00
MLK5	96043JAJ4	WESTLAKE AUTOMOBILE RECEIVABLE WLAKE 2021 3A C 144A 660,000.00 660,000.00	1.580	01/15/2027 659,911.36 659,911.36	617,741.12 617,741.12
MLK5	961214FK4	WESTPAC BANKING CORP SR UNSECURED 11/27 5.457 895,000.00 895,000.00	5.457	11/18/2027 895,000.00 895,000.00	915,465.57 915,465.57
MLK5	98163HAD1	WORLD OMNI SELECT AUTO TRUST WOSAT 2021 A B 190,000.00 190,000.00	0.850	08/16/2027 189,956.59 189,956.59	176,309.02 176,309.02
MLK3	98163MAG3	WORLD OMNI AUTO RECEIVABLES TR WOART 2020 A C 260,000.00 260,000.00	1.640	08/17/2026 259,996.18 259,996.18	247,043.11 247,043.11
MLK5	98164CAB5	WORLD OMNI AUTO RECEIVABLES TR WOART 2021 C A2 99,178.23 99,178.23	0.220	09/16/2024 99,177.27 99,177.27	98,750.76 98,750.76

DCMT COMPOSITE
COMPOSITE
SCHEDULE H, LINE 4I - SCHEDULE OF ASSETS
(HELD AT END OF YEAR)

(A) FUND	(B) IDENTITY OF ISSUER	(C) DESCRIPTION OF INVESTMENT SHARES/PAR	RATE (D) COST	MAT DATE	(E) CURRENT VALUE
		150,988,200.05	151,045,656.56		140,110,208.20

DCMT COMPOSITE
COMPOSITE
SCHEDULE H, LINE 4I - SCHEDULE OF ASSETS
(HELD AT END OF YEAR)

(A) FUND	(B) IDENTITY OF ISSUER	(C) DESCRIPTION OF INVESTMENT SHARES/PAR	RATE	MAT DATE	(D) COST	(E) CURRENT VALUE
CORP. DEBT INSTR. - ALL OTHER						
	HSBC BANK PLC	WARRANT	0.000	02/28/2024		
		41,143.00			449,828.57	466,150.19
MLC2	ACI2401T2	41,143.00			449,828.57	466,150.19
	KOOKMIN BANK	SUBORDINATED REGS 02/29 4.5	4.500	02/01/2029		
		625,000.00			701,556.31	579,598.91
MLK3	Y4821XMA4	625,000.00			701,556.31	579,598.91
	ABN AMRO BANK NV	SR UNSECURED 144A 12/29 VAR	1.000	12/13/2029		
		300,000.00			300,000.00	243,092.02
MLK5	00084DAW0	300,000.00			300,000.00	243,092.02
	ADT SEC CORP	SR SECURED 144A 08/29 4.125	4.125	08/01/2029		
		255,000.00			255,000.00	216,866.30
MLP2	00109LAA1	255,000.00			255,000.00	216,866.30
	AG ISSUER LLC	SR SECURED 144A 03/28 6.25	6.250	03/01/2028		
		877,000.00			886,069.90	805,923.90
MLP1	00119LAA9	137,000.00			144,219.90	125,896.89
MLP2	00119LAA9	740,000.00			741,850.00	680,027.01
	AIB GROUP PLC	SR UNSECURED 144A 10/26 7.583	1.000	10/14/2026		
		795,000.00			795,000.00	810,157.78
MLK5	00135TAC8	795,000.00			795,000.00	810,157.78
	AMC ENTERTAINMENT HLDGS	SR SECURED 144A 02/29 7.5	7.500	02/15/2029		
		901,000.00			543,022.50	489,878.21
MLP2	00165CBA1	901,000.00			543,022.50	489,878.21
	APA INFRASTRUCTURE LTD	COMPANY GUAR 144A 07/27 4.25	4.250	07/15/2027		
		330,000.00			328,627.20	308,694.35
MLK3	00205GAD9	330,000.00			328,627.20	308,694.35
	AT+T INC	SR UNSECURED 02/30 4.3	4.300	02/15/2030		
		215,000.00			229,283.20	203,110.92
MLK3	00206RGQ9	215,000.00			229,283.20	203,110.92
	AT+T INC	SR UNSECURED 06/31 2.75	2.750	06/01/2031		

DCMT COMPOSITE
COMPOSITE
SCHEDULE H, LINE 4I - SCHEDULE OF ASSETS
(HELD AT END OF YEAR)

(A) FUND	(B) IDENTITY OF ISSUER	(C) DESCRIPTION OF INVESTMENT SHARES/PAR	RATE	MAT DATE	(D) COST	(E) CURRENT VALUE
	AT+T INC	SR UNSECURED 09/53 3.5	3.500	09/15/2053		
		670,000.00			503,731.50	451,830.04
MLK3	00206RKJ0	670,000.00			503,731.50	451,830.04
	AMERICAN AIRLINES/AADVAN	SR SECURED 144A 04/26 5.5	5.500	04/20/2026		
		1,431,536.00			1,436,816.80	1,376,247.60
MLK3	00253XAA9	100,000.00			98,711.43	96,137.83
MLP1	00253XAA9	876,536.00			879,827.07	842,682.66
MLP2	00253XAA9	455,000.00			458,278.30	437,427.11
	AMERICAN AIRLINES/AADVAN	SR SECURED 144A 04/29 5.75	5.750	04/20/2029		
		776,426.00			780,824.39	708,249.75

DCMT COMPOSITE
COMPOSITE
SCHEDULE H, LINE 4I - SCHEDULE OF ASSETS
(HELD AT END OF YEAR)

(A) FUND	(B) IDENTITY OF ISSUER	(C) DESCRIPTION OF INVESTMENT SHARES/PAR	RATE	MAT DATE (D) COST	(E) CURRENT VALUE
	AERCAP GLOBAL AVIATION T	COMPANY GUAR 144A 06/45 VAR	1.000	06/15/2045	
		1,120,000.00		1,103,725.00	1,062,611.20
MLP2	00773HAA5	1,120,000.00		1,103,725.00	1,062,611.20
	AERCAP IRELAND CAP/GLOBA	COMPANY GUAR 01/25 3.5	3.500	01/15/2025	
		365,000.00		324,081.50	347,728.63
MLK3	00774MAC9	365,000.00		324,081.50	347,728.63
	AERCAP IRELAND CAP/GLOBA	COMPANY GUAR 01/24 4.875	4.875	01/16/2024	
		300,000.00		305,548.50	297,139.80
MLK3	00774MAK1	300,000.00		305,548.50	297,139.80
	AERCAP IRELAND CAP/GLOBA	COMPANY GUAR 07/25 6.5	6.500	07/15/2025	
		170,000.00		168,169.10	172,396.59
MLK3	00774MAN5	170,000.00		168,169.10	172,396.59
	AERCAP IRELAND CAP/GLOBA	COMPANY GUAR 10/26 2.45	2.450	10/29/2026	
		460,000.00		459,227.20	402,716.76
MLK3	00774MAV7	460,000.00		459,227.20	402,716.76
	AERCAP IRELAND CAP/GLOBA	COMPANY GUAR 10/28 3	3.000	10/29/2028	
		480,000.00		435,542.11	402,949.95
MLK3	00774MAW5	480,000.00		435,542.11	402,949.95
	AG TTMT ESCROW ISSUER	SR SECURED 144A 09/27 8.625	8.625	09/30/2027	
		277,000.00		280,595.00	278,385.00
MLP1	00840KAA7	277,000.00		280,595.00	278,385.00
	AHEAD DB HOLDINGS LLC	COMPANY GUAR 144A 05/28 6.625	6.625	05/01/2028	
		800,000.00		731,946.49	643,000.00
MLP2	00867FAA6	800,000.00		731,946.49	643,000.00
	AIR CANADA	SR SECURED 144A 08/26 3.875	3.875	08/15/2026	
		1,261,000.00		1,214,975.00	1,116,736.18
MLP1	008911BK4	301,000.00		301,000.00	266,564.31
MLP2	008911BK4	960,000.00		913,975.00	850,171.87
	AIR LEASE CORP	SR UNSECURED 08/24 0.8	0.800	08/18/2024	
		700,000.00		695,275.00	644,903.71
MLK5	00914AAP7	700,000.00		695,275.00	644,903.71
	AIR LEASE CORP	SR UNSECURED 12/27 5.85	5.850	12/15/2027	
		575,000.00		569,037.25	574,740.85
MLK5	00914AAT9	575,000.00		569,037.25	574,740.85
	AIRCASTLE LTD	SR UNSECURED 144A 01/28 2.85	2.850	01/26/2028	
		290,000.00		298,276.60	237,580.22
MLK5	00928QAU5	290,000.00		298,276.60	237,580.22

DCMT COMPOSITE
COMPOSITE
SCHEDULE H, LINE 4I - SCHEDULE OF ASSETS
(HELD AT END OF YEAR)

(A) FUND	(B) IDENTITY OF ISSUER	(C) DESCRIPTION OF INVESTMENT SHARES/PAR	RATE	MAT DATE	(D) COST	(E) CURRENT VALUE
		AKER BP ASA				
		SR UNSECURED 144A 01/26 2.875	2.875	01/15/2026		
		150,000.00		149,667.00		138,747.65
MLK3	00973RAG8	150,000.00		149,667.00		138,747.65
		ALBERTSONS COS/SAFEWAY				
		COMPANY GUAR 144A 02/28 5.875	5.875	02/15/2028		
		277,000.00		289,673.66		263,338.36
MLP1	013092AB7	277,000.00		289,673.66		263,338.36
		ALBERTSONS COS/SAFEWAY				
		COMPANY GUAR 144A 01/27 4.625	4.625	01/15/2027		
		1,140,000.00		1,111,967.40		1,058,911.80
MLP2	013092AC5	1,140,000.00		1,111,967.40		1,058,911.80
		ALBERTSONS COS/SAFEWAY				
		COMPANY GUAR 144A 03/26 3.25	3.250	03/15/2026		
		238,000.00		219,042.50		217,069.07
MLP1	013092AF8	238,000.00		219,042.50		217,069.07
		ALEXANDRIA REAL ESTATE E				
		COMPANY GUAR 01/27 3.95	3.950	01/15/2027		
		1,000,000.00		1,121,080.00		956,383.07
MLK3	015271AJ8	1,000,000.00		1,121,080.00		956,383.07
		ALEXANDRIA REAL ESTATE E				
		COMPANY GUAR 01/28 3.95	3.950	01/15/2028		
		210,000.00		208,572.36		197,475.31
MLK3	015271AK5	210,000.00		208,572.36		197,475.31
		ALEXANDRIA REAL ESTATE E				
		COMPANY GUAR 07/30 4.7	4.700	07/01/2030		
		185,000.00		230,501.45		177,707.80
MLK3	015271AN9	185,000.00		230,501.45		177,707.80
		ALEXANDRIA REAL ESTATE E				
		COMPANY GUAR 08/31 3.375	3.375	08/15/2031		
		555,000.00		510,357.00		486,143.45
MLK3	015271AR0	555,000.00		510,357.00		486,143.45
		ATI INC				
		SR UNSECURED 10/29 4.875	4.875	10/01/2029		
		1,081,000.00		1,036,619.05		955,312.13
MLP1	01741RAL6	215,000.00		215,196.50		190,001.95
MLP2	01741RAL6	866,000.00		821,422.55		765,310.18
		ATI INC				
		SR UNSECURED 10/31 5.125	5.125	10/01/2031		
		285,000.00		286,481.20		250,970.87
MLP1	01741RAM4	285,000.00		286,481.20		250,970.87
		BREAD FINANCIAL HLDGS				
		COMPANY GUAR 144A 12/24 4.75	4.750	12/15/2024		
		525,000.00		517,781.25		465,537.47
MLP2	018581AK4	525,000.00		517,781.25		465,537.47
		ALLIANT HOLD / CO ISSUER				
		SR UNSECURED 144A 10/27 6.75	6.750	10/15/2027		
		610,000.00		617,008.50		548,304.60
MLP1	01883LAA1	610,000.00		617,008.50		548,304.60

DCMT COMPOSITE
COMPOSITE
SCHEDULE H, LINE 4I - SCHEDULE OF ASSETS
(HELD AT END OF YEAR)

(A) FUND	(B) IDENTITY OF ISSUER	(C) DESCRIPTION OF INVESTMENT SHARES/PAR	RATE	MAT DATE	(D) COST	(E) CURRENT VALUE
		ALLIANT HOLD / CO ISSUER	SR SECURED 144A 10/27 4.25		4.250 10/15/2027	
			204,000.00		205,190.00	182,708.04
MLP1	01883LAB9		204,000.00		205,190.00	182,708.04
		ALLIANT HOLD / CO ISSUER	SR UNSECURED 144A 11/29 5.875		5.875 11/01/2029	
			237,000.00		235,390.00	194,908.80
MLP1	01883LAD5		237,000.00		235,390.00	194,908.80
		ATLAS LUXCO 4 / ALL UNI	SR SECURED 144A 06/28 4.625		4.625 06/01/2028	
			380,000.00		380,000.00	313,853.40
MLP2	019579AA9		380,000.00		380,000.00	313,853.40
		ALLY FINANCIAL INC	SR UNSECURED 06/27 4.75		4.750 06/09/2027	
			2,400,000.00		2,368,773.00	2,252,762.76
MLK3	02005NBQ2		1,765,000.00		1,740,307.15	1,656,719.28
MLK5	02005NBQ2		635,000.00		628,465.85	596,043.48
		ALLY FINANCIAL INC	SR UNSECURED 11/27 7.1		7.100 11/15/2027	
			560,000.00		554,388.80	570,781.06
MLK5	02005NBR0		560,000.00		554,388.80	570,781.06
		ALTICE FINANCING SA	SR SECURED 144A 01/28 5		5.000 01/15/2028	
			1,390,000.00		1,254,475.00	1,118,950.00
MLP2	02154CAF0		1,390,000.00		1,254,475.00	1,118,950.00
		ALTICE FRANCE SA	SR SECURED 144A 02/27 8.125		8.125 02/01/2027	
			154,000.00		155,042.88	140,275.52
MLP1	02156LAA9		154,000.00		155,042.88	140,275.52
		ALTICE FRANCE SA	SR SECURED 144A 01/28 5.5		5.500 01/15/2028	
			1,074,000.00		1,085,335.58	841,070.88
MLP1	02156LAC5		419,000.00		422,679.33	328,127.28
MLP2	02156LAC5		655,000.00		662,656.25	512,943.60
		ALTICE FRANCE SA	SR SECURED 144A 07/29 5.125		5.125 07/15/2029	
			262,000.00		262,000.00	196,432.72
MLP1	02156LAF8		262,000.00		262,000.00	196,432.72
		ALTICE FRANCE SA	SR SECURED 144A 10/29 5.5		5.500 10/15/2029	
			1,844,000.00		1,701,975.00	1,406,105.32
MLP1	02156LAH4		349,000.00		349,000.00	266,122.97
MLP2	02156LAH4		1,495,000.00		1,352,975.00	1,139,982.35
		ALTICE FRANCE HOLDING SA	COMPANY GUAR 144A 02/28 6		6.000 02/15/2028	
			367,000.00		367,141.64	216,637.06
MLP1	02156TAA2		367,000.00		367,141.64	216,637.06

DCMT COMPOSITE
COMPOSITE
SCHEDULE H, LINE 4I - SCHEDULE OF ASSETS
(HELD AT END OF YEAR)

(A) FUND	(B) IDENTITY OF ISSUER	(C) DESCRIPTION OF INVESTMENT SHARES/PAR	RATE	MAT DATE (D) COST	(E) CURRENT VALUE
	ALTICE FRANCE HOLDING SA	SR SECURED 144A 05/27 10.5	10.500	05/15/2027	
		261,000.00		294,405.43	199,012.50
MLP1	02156TAB0	261,000.00		294,405.43	199,012.50
	AMCOR FLEXIBLES NORTH AM	COMPANY GUAR 05/25 4	4.000	05/17/2025	
		245,000.00		244,938.75	238,674.84
MLK5	02343JAA8	245,000.00		244,938.75	238,674.84
	AMERICAN AIRLINES INC	SR SECURED 144A 07/25 11.75	11.750	07/15/2025	
		1,697,000.00		1,928,235.03	1,819,995.16
MLK3	023771S58	70,000.00		74,725.00	75,073.46
MLP1	023771S58	398,000.00		459,940.03	426,846.24
MLP2	023771S58	1,229,000.00		1,393,570.00	1,318,075.46
	AMERICAN AXLE + MFG INC	COMPANY GUAR 04/27 6.5	6.500	04/01/2027	
		92,000.00		96,210.50	83,002.40
MLP1	02406PAU4	92,000.00		96,210.50	83,002.40
	ABC SUPPLY CO INC	SR SECURED 144A 01/28 4	4.000	01/15/2028	
		275,000.00		277,032.08	245,355.00
MLP1	024747AF4	275,000.00		277,032.08	245,355.00
	AMERICAN ELECTRIC POWER	JR SUBORDINA 03/24 2.031	2.031	03/15/2024	
		325,000.00		327,908.75	313,462.05
MLK5	025537AK7	325,000.00		327,908.75	313,462.05
	AMERICAN ELECTRIC POWER	JR SUBORDINA 02/62 VAR	1.000	02/15/2062	
		300,000.00		300,000.00	234,046.20
MLK5	025537AU5	300,000.00		300,000.00	234,046.20
	AMERICAN EXPRESS CO	SR UNSECURED 08/33 VAR	1.000	08/03/2033	
		590,000.00		590,000.00	559,266.99
MLK5	025816DA4	590,000.00		590,000.00	559,266.99
	AMWINS GROUP INC	SR UNSECURED 144A 06/29 4.875	4.875	06/30/2029	
		175,000.00		149,685.97	148,425.68
MLK3	031921AB5	175,000.00		149,685.97	148,425.68
	ANHEUSER BUSCH INBEV WOR	COMPANY GUAR 06/50 4.5	4.500	06/01/2050	
		33,000.00		41,177.99	29,150.02
MLK3	035240AT7	33,000.00		41,177.99	29,150.02
	ANTARES HOLDINGS	SR UNSECURED 144A 07/27 3.75	3.750	07/15/2027	
		470,000.00		465,328.20	380,510.81
MLK5	03666HAE1	470,000.00		465,328.20	380,510.81
	ANTERO RESOURCES CORP	COMPANY GUAR 144A 03/30 5.375	5.375	03/01/2030	
		730,000.00		738,437.50	676,790.30

DCMT COMPOSITE
COMPOSITE
SCHEDULE H, LINE 4I - SCHEDULE OF ASSETS
(HELD AT END OF YEAR)

(A) FUND	(B) IDENTITY OF ISSUER	(C) DESCRIPTION OF INVESTMENT SHARES/PAR	RATE	MAT DATE (D) COST	(E) CURRENT VALUE
MLP2	03674XAS5	730,000.00		738,437.50	676,790.30
	ANTERO MIDSTREAM PART/FI	COMPANY GUAR 144A 03/27 5.75	5.750	03/01/2027	
		285,000.00		272,637.50	269,350.50
MLP2	03690AAD8	285,000.00		272,637.50	269,350.50
	ANTERO MIDSTREAM PART/FI	COMPANY GUAR 144A 06/29 5.375	5.375	06/15/2029	
		265,000.00		265,000.00	242,273.60
MLP2	03690AAH9	265,000.00		265,000.00	242,273.60
	ANTERO MIDSTREAM PART/FI	COMPANY GUAR 144A 05/26 7.875	7.875	05/15/2026	
		160,000.00		162,072.73	161,959.64
MLP2	03690EAA6	160,000.00		162,072.73	161,959.64
	APACHE CORP	SR UNSECURED 09/40 5.1	5.100	09/01/2040	
		149,000.00		151,666.08	123,478.16
MLP1	037411AW5	149,000.00		151,666.08	123,478.16
	APACHE CORP	SR UNSECURED 02/42 5.25	5.250	02/01/2042	
		162,000.00		151,744.30	132,311.65
MLP1	037411AY1	162,000.00		151,744.30	132,311.65
	APACHE CORP	SR UNSECURED 10/28 4.375	4.375	10/15/2028	
		125,000.00		114,375.00	112,507.61
MLP2	037411BE4	125,000.00		114,375.00	112,507.61
	APOLLO CMMRL REAL EST FI	SR SECURED 144A 06/29 4.625	4.625	06/15/2029	
		815,000.00		739,612.50	656,075.00
MLP2	03762UAD7	815,000.00		739,612.50	656,075.00
	APPLEBEES/IHOP FUNDING LLC	DIN 2019 1A A2I 144A	4.194	06/05/2049	
		1,163,250.00		1,163,250.00	1,142,969.90
MLK3	03789XAD0	1,163,250.00		1,163,250.00	1,142,969.90
	APTIV PLC	COMPANY GUAR 12/51 3.1	3.100	12/01/2051	
		280,000.00		273,879.20	166,939.78
MLK5	03835VAJ5	280,000.00		273,879.20	166,939.78
	ARAMARK SERVICES INC	COMPANY GUAR 144A 05/25 6.375	6.375	05/01/2025	
		137,000.00		145,589.90	135,316.27
MLP1	038522AR9	137,000.00		145,589.90	135,316.27
	ARCELORMITTAL SA	SR UNSECURED 11/27 6.55	6.550	11/29/2027	
		670,000.00		669,383.60	673,306.23
MLK5	03938LBE3	670,000.00		669,383.60	673,306.23
	ARCHES BUYER INC	SR SECURED 144A 06/28 4.25	4.250	06/01/2028	
		492,000.00		458,238.75	384,793.88
MLP1	039524AA1	492,000.00		458,238.75	384,793.88

DCMT COMPOSITE
COMPOSITE
SCHEDULE H, LINE 4I - SCHEDULE OF ASSETS
(HELD AT END OF YEAR)

(A) FUND	(B) IDENTITY OF ISSUER	(C) DESCRIPTION OF INVESTMENT SHARES/PAR	RATE	MAT DATE	(D) COST	(E) CURRENT VALUE
	ARCHES BUYER INC	SR UNSECURED 144A 12/28 6.125	6.125	12/01/2028		
		405,000.00			377,622.10	325,012.50
MLP1	039524AB9	405,000.00			377,622.10	325,012.50
	ARCHROCK PARTNERS LP/FIN	COMPANY GUAR 144A 04/28 6.25	6.250	04/01/2028		
		1,032,000.00			1,028,103.85	944,295.10
MLP1	03959KAC4	277,000.00			273,934.35	253,459.05
MLP2	03959KAC4	755,000.00			754,169.50	690,836.05
	ARCONIC CORP	SECURED 144A 02/28 6.125	6.125	02/15/2028		
		93,000.00			91,717.15	87,258.65
MLK3	03966VAA5	93,000.00			91,717.15	87,258.65
	ARDAGH METAL PACKAGING	SR SECURED 144A 09/28 3.25	3.250	09/01/2028		
		214,000.00			186,715.00	181,861.49
MLP2	03969YAA6	214,000.00			186,715.00	181,861.49
	ARDAGH METAL PACKAGING	SR UNSECURED 144A 09/29 4	4.000	09/01/2029		
		1,568,000.00			1,478,660.84	1,242,717.57
MLP1	03969YAB4	753,000.00			739,855.19	596,789.75
MLP2	03969YAB4	815,000.00			738,805.65	645,927.82
	ARDAGH METAL PACKAGING	SR SECURED 144A 06/27 6	6.000	06/15/2027		
		658,000.00			660,780.00	644,253.83
MLK3	03969YAC2	230,000.00			230,250.00	225,195.11
MLP1	03969YAC2	428,000.00			430,530.00	419,058.72
	ARES FINANCE CO IV LLC	COMPANY GUAR 144A 02/52 3.65	3.650	02/01/2052		
		350,000.00			342,240.50	214,442.24
MLK5	039936AA7	350,000.00			342,240.50	214,442.24
	ARES CAPITAL CORP	SR UNSECURED 06/28 2.875	2.875	06/15/2028		
		410,000.00			421,053.60	329,288.31
MLK5	04010LBB8	410,000.00			421,053.60	329,288.31
	ARETEC ESCROW ISSUER INC	SR UNSECURED 144A 04/29 7.5	7.500	04/01/2029		
		770,000.00			753,036.90	635,429.56
MLP2	040133AA8	770,000.00			753,036.90	635,429.56
	ARROW ELECTRONICS INC	SR UNSECURED 04/25 4	4.000	04/01/2025		
		285,000.00			278,122.95	275,487.54
MLK3	042735BE9	285,000.00			278,122.95	275,487.54
	ARTHUR J GALLAGHER + CO	SR UNSECURED 03/52 3.05	3.050	03/09/2052		
		395,000.00			390,915.70	251,575.48
MLK5	04316JAB5	395,000.00			390,915.70	251,575.48

DCMT COMPOSITE
COMPOSITE
SCHEDULE H, LINE 4I - SCHEDULE OF ASSETS
(HELD AT END OF YEAR)

(A) FUND	(B) IDENTITY OF ISSUER	(C) DESCRIPTION OF INVESTMENT SHARES/PAR	RATE	MAT DATE	(D) COST	(E) CURRENT VALUE
	ASBURY AUTOMOTIVE GROUP	COMPANY GUAR 144A 11/29 4.625	4.625	11/15/2029		
		263,000.00		264,101.50		221,614.32
MLP1	043436AW4	263,000.00		264,101.50		221,614.32
	ASBURY AUTOMOTIVE GROUP	COMPANY GUAR 144A 02/32 5	5.000	02/15/2032		
		288,000.00		283,575.00		236,937.60
MLP1	043436AX2	288,000.00		283,575.00		236,937.60
	ASCEND LEARNING LLC	2021 TERM LOAN	1.000	12/11/2028		
		256,410.00		255,127.93		241,986.94
MLP1	04349HAK0	256,410.00		255,127.93		241,986.94
	ASCEND LEARNING LLC	2021 2ND LIEN TERM LOAN	1.000	12/10/2029		
		154,000.00		153,615.00		131,477.50
MLP1	04349HAM6	154,000.00		153,615.00		131,477.50
	ASSUREDPARTNERS INC	SR UNSECURED 144A 08/25 7	7.000	08/15/2025		
		146,000.00		138,914.38		141,194.11
MLP1	04624VAA7	146,000.00		138,914.38		141,194.11
	ASSUREDPARTNERS INC	SR UNSECURED 144A 01/29 5.625	5.625	01/15/2029		
		456,000.00		434,171.89		375,303.70
MLP1	04624VAB5	456,000.00		434,171.89		375,303.70
	ATLANTICA SUSTAIN INFRA	COMPANY GUAR 144A 06/28 4.125	4.125	06/15/2028		
		605,000.00		521,290.00		536,053.97
MLP2	04916WAA2	605,000.00		521,290.00		536,053.97
	ATLAS LUXCO 4 / ALL UNI	SR SECURED 144A 06/28 4.625	4.625	06/01/2028		
		280,000.00		280,000.00		227,008.05
MLP2	049362AA4	280,000.00		280,000.00		227,008.05
	AUSGRID FINANCE PTY LTD	SR SECURED 144A 08/28 4.35	4.350	08/01/2028		
		240,000.00		239,776.80		222,859.47
MLK3	052113AB3	240,000.00		239,776.80		222,859.47
	AUTONATION INC	COMPANY GUAR 11/24 3.5	3.500	11/15/2024		
		460,000.00		496,349.20		441,699.59
MLK5	05329WAN2	460,000.00		496,349.20		441,699.59
	AVANTOR FUNDING INC	COMPANY GUAR 144A 07/28 4.625	4.625	07/15/2028		
		543,000.00		527,694.66		493,391.52
MLK3	05352TAA7	195,000.00		180,792.86		177,184.80
MLP1	05352TAA7	348,000.00		346,901.80		316,206.72
	AVANTOR FUNDING INC	COMPANY GUAR 144A 11/29 3.875	3.875	COM	177,184.80	

DCMT COMPOSITE
COMPOSITE
SCHEDULE H, LINE 4I - SCHEDULE OF ASSETS
(HELD AT END OF YEAR)

(A) FUND	(B) IDENTITY OF ISSUER	(C) DESCRIPTION OF INVESTMENT SHARES/PAR	RATE	MAT DATE	(D) COST	(E) CURRENT VALUE
		AVIENT CORP				
		SR UNSECURED 144A 08/30 7.125	7.125	08/01/2030		
		357,000.00			357,140.86	348,970.81
MLK3	05368VAA4	95,000.00			93,557.11	92,863.38
MLP1	05368VAA4	262,000.00			263,583.75	256,107.43
		AVNET INC				
		SR UNSECURED 06/32 5.5	5.500	06/01/2032		
		240,000.00			239,978.40	222,336.61
MLK5	053807AV5	240,000.00			239,978.40	222,336.61
		AXALTA COATING SYSTEMS				
		COMPANY GUAR 144A 02/29 3.375	3.375	02/15/2029		
		155,000.00			155,000.00	127,897.46
MLP1	05453GAC9	155,000.00			155,000.00	127,897.46
		AXALTA COAT/DUTCH HLD BV				
		COMPANY GUAR 144A 06/27 4.75	4.750	06/15/2027		
		465,000.00			477,870.78	429,846.00
MLP1	05454NAA7	465,000.00			477,870.78	429,846.00
		EQUITABLE HOLDINGS INC				
		SR UNSECURED 04/28 4.35	4.350	04/20/2028		
		990,000.00			1,057,245.04	944,871.28
MLK3	054561AJ4	990,000.00			1,057,245.04	944,871.28
		BAT CAPITAL CORP				
		COMPANY GUAR 04/27 4.7	4.700	04/02/2027		
		85,000.00			96,857.50	81,592.44
MLK5	05526DBP9	85,000.00			96,857.50	81,592.44
		BAT INTL FINANCE PLC				
		COMPANY GUAR 03/26 1.668	1.668	03/25/2026		
		1,225,000.00			1,221,876.00	1,085,430.13
MLK3	05530QAN0	1,225,000.00			1,221,876.00	1,085,430.13
		LBM ACQUISITION LLC				
		COMPANY GUAR 144A 01/29 6.25	6.250	01/15/2029		
		710,000.00			482,520.00	452,863.42
MLP2	05552BAA4	710,000.00			482,520.00	452,863.42
		BWX TECHNOLOGIES INC				
		COMPANY GUAR 144A 06/28 4.125	4.125	06/30/2028		
		208,000.00			212,551.04	186,940.00
MLP1	05605HAB6	208,000.00			212,551.04	186,940.00
		BAIN CAPITAL SPECIALTY F				
		SR UNSECURED 10/26 2.55	2.550	10/13/2026		
		285,000.00			281,959.05	235,102.73
MLK5	05684BAC1	285,000.00			281,959.05	235,102.73
		BALL CORP				
		COMPANY GUAR 07/25 5.25	5.250	07/01/2025		
		206,000.00			208,282.50	203,250.19
MLP2	058498AT3	206,000.00			208,282.50	203,250.19
		BALL CORP				
		COMPANY GUAR 08/30 2.875	2.875	08/15/2030		
		294,000.00			249,732.50	234,440.01
MLP2	058498AW6	294,000.00			249,732.50	234,440.01

DCMT COMPOSITE
COMPOSITE
SCHEDULE H, LINE 4I - SCHEDULE OF ASSETS
(HELD AT END OF YEAR)

(A) FUND	(B) IDENTITY OF ISSUER	(C) DESCRIPTION OF INVESTMENT SHARES/PAR	RATE	MAT DATE	(D) COST	(E) CURRENT VALUE
MLK3	058498AY2	BALL CORP COMPANY GUAR 03/28 6.875 240,000.00 240,000.00	6.875	03/15/2028	240,000.00 240,000.00	246,520.80 246,520.80
MLK3	05946KAK7	BANCO BILBAO VIZCAYA ARG SR UNSECURED 09/26 VAR 600,000.00 600,000.00	1.000	09/14/2026	600,000.00 600,000.00	599,489.22 599,489.22
MLP2	060335AA4	BANIJAY ENTERTAINMENT SR SECURED 144A 03/25 5.375 755,000.00 755,000.00	5.375	03/01/2025	745,807.50 745,807.50	713,475.00 713,475.00
MLK3	06051GFL8	BANK OF AMERICA CORP SUBORDINATED 10/26 4.25 253,000.00 253,000.00	4.250	10/22/2026	260,817.70 260,817.70	244,724.23 244,724.23
MLK5	06279JAB5	BANK OF IRELAND GROUP SR UNSECURED 144A 09/27 VAR 695,000.00 695,000.00	1.000	09/30/2027	695,000.00 695,000.00	586,446.56 586,446.56
MLK3	06279JAC3	BANK OF IRELAND GROUP SR UNSECURED 144A 09/26 VAR 995,000.00 425,000.00	1.000	09/16/2026	995,000.00 425,000.00	987,023.36 421,592.89
MLK5	06279JAC3	570,000.00			570,000.00	565,430.47
MLK3	06051GFL8	BARCLAYS PLC SR UNSECURED 05/25 VAR /45,L04 Td 30,000.00	1.000	05/07/2025	/45,488,213,400,001.40	565,231.9EA/,TD,489.22
MLK3	06051GFL8	00 11 .5 SR 240,000230,0	11 444A	09/27 VAR	1.000 09/30/2027	1,428,971.40
MLK3	06051GFL8	28 00 8 5 24035	8/P 28	6.875	6.875 03/15/2028	244,724.29
		35 00 11 33 SR	11 010/239.5 Td	(MLK5	06279JAC5)Tj 0 0 Td

DCMT COMPOSITE
COMPOSITE
SCHEDULE H, LINE 4I - SCHEDULE OF ASSETS
(HELD AT END OF YEAR)

(A) FUND	(B) IDENTITY OF ISSUER	(C) DESCRIPTION OF INVESTMENT SHARES/PAR	RATE	MAT DATE	(D) COST	(E) CURRENT VALUE
MLP1	071734AN7	BAUSCH HEALTH COS INC SR SECURED 144A 06/28 4.875 82,000.00 82,000.00	4.875	06/01/2028	82,000.00	52,155.43
MLP1	071734AP2	BAUSCH HEALTH COS INC SR SECURED 144A 02/27 6.125 270,000.00 270,000.00	6.125	02/01/2027	270,000.00	186,159.60
MLP1	071734AQ0	BAUSCH HEALTH COS INC SR SECURED 144A 09/28 11 58,000.00 58,000.00	11.000	09/30/2028	46,690.00	45,230.99
MLP1	071734AR8	BAUSCH HEALTH COS INC SECURED 144A 10/30 14 10,000.00 10,000.00	14.000	10/15/2030	5,450.00	5,936.47
MLP1	073685AF6	BEACON ROOFING SUPPLY IN SR SECURED 144A 11/26 4.5 262,000.00 262,000.00	4.500	11/15/2026	269,706.10	244,728.53
MLP1	073685AH2	BEACON ROOFING SUPPLY IN COMPANY GUAR 144A 05/29 4.125 222,000.00 222,000.00	4.125	05/15/2029	221,470.80	184,480.07
MLK3	075887BW8	BECTON DICKINSON AND CO SR UNSECURED 06/27 3.7 332,000.00 332,000.00	3.700	06/06/2027	331,665.99	314,436.61
MLK3	075887CJ6	BECTON DICKINSON AND CO SR UNSECURED 05/30 2.823 985,000.00 985,000.00	2.823	05/20/2030	1,012,480.74	847,749.52
MLK3	075887CL1	BECTON DICKINSON AND CO SR UNSECURED 02/31 1.957 495,000.00 495,000.00	1.957	02/11/2031	471,543.40	392,635.24
MLP2	080555AE5	BELO CORP COMPANY GUAR 06/27 7.75 625,000.00 625,000.00	7.750	06/01/2027	716,406.25	610,156.25
MLK5	08860DAA1	BANKERS HEALTHCARE GROUP SECUR BHG 2022 C A 144A 95,756.90 95,756.90	5.320	10/17/2035	95,754.29	94,967.27
MLP1	092174AA9	BLACK KNIGHT INFOSERV LL COMPANY GUAR 144A 09/28 3.625 408,000.00 408,000.00	3.625	09/01/2028	378,425.31	353,124.00

DCMT COMPOSITE
COMPOSITE
SCHEDULE H, LINE 4I - SCHEDULE OF ASSETS
(HELD AT END OF YEAR)

(A) FUND	(B) IDENTITY OF ISSUER	(C) DESCRIPTION OF INVESTMENT SHARES/PAR	RATE	MAT DATE	(D) COST	(E) CURRENT VALUE
		BLACKSTONE MORTGAGE TR	SR SECURED 144A 01/27 3.75		3.750 01/15/2027	
					389,000.00	334,502.71
MLP1	09257WAD2				389,000.00	334,502.71
		BLACKSTONE PRIVATE CRE	SR UNSECURED 12/26 2.625		2.625 12/15/2026	
					845,000.00	700,369.21
MLK5	09261HAD9				845,000.00	700,369.21
		BLACKSTONE SECURED LEND	SR UNSECURED 09/28 2.85		2.850 09/30/2028	
					360,000.00	280,041.76
MLK5	09261XAG7				360,000.00	280,041.76
		BLOCK COMMUNICATIONS INC	COMPANY GUAR 144A 03/28 4.875		4.875 03/01/2028	
					782,000.00	682,295.00
MLP2	093645AJ8				782,000.00	682,295.00
		BLUE OWL FINANCE LLC	COMPANY GUAR 144A 02/32 4.375		4.375 02/15/2032	
					440,000.00	352,782.85
MLK5	09581JAG1				440,000.00	352,782.85

DCMT COMPOSITE
COMPOSITE
SCHEDULE H, LINE 4I - SCHEDULE OF ASSETS
(HELD AT END OF YEAR)

(A) FUND	(B) IDENTITY OF ISSUER	(C) DESCRIPTION OF INVESTMENT SHARES/PAR	RATE	MAT DATE	(D) COST	(E) CURRENT VALUE
		MAUSER PACKAGING SOLUT	SR SECURED 144A 04/24 5.5		5.500 04/15/2024	
			184,000.00		182,223.09	178,891.08
MLP1	12429TAD6		184,000.00		182,223.09	178,891.08
		C+S GROUP ENTERPRISES LL	COMPANY GUAR 144A 12/28 5		5.000 12/15/2028	
			1,185,000.00		1,009,300.00	894,675.00
MLP2	12467AAF5		1,185,000.00		1,009,300.00	894,675.00
		CCO HLDGS LLC/CAP CORP	SR UNSECURED 144A 05/27 5.125		5.125 05/01/2027	
			433,000.00		433,394.37	401,750.39
MLP1	1248EPBT9		433,000.00		433,394.37	401,750.39
		CCO HLDGS LLC/CAP CORP	SR UNSECURED 144A 02/28 5		5.000 02/01/2028	
			1,511,000.00		1,536,656.79	1,365,566.25
MLP1	1248EPBX0		356,000.00		366,236.48	321,735.00
MLP2	1248EPBX0		1,155,000.00		1,170,420.31	1,043,831.25
		CCO HLDGS LLC/CAP CORP	SR UNSECURED 144A 03/30 4.75		4.750 03/01/2030	
			990,000.00		1,014,425.00	844,029.45
MLP1	1248EPCD3		610,000.00		618,146.41	520,058.55
MLP2	1248EPCD3		380,000.00		396,278.59	323,970.90
		CCO HLDGS LLC/CAP CORP	SR UNSECURED 144A 08/30 4.5		4.500 08/15/2030	
			1,273,000.00		1,294,500.22	1,051,695.32
MLP1	1248EPCE1		518,000.00		518,959.37	427,948.29
MLP2	1248EPCE1		755,000.00		775,540.85	623,747.03
		CCO HLDGS LLC/CAP CORP	SR UNSECURED 144A 02/31 4.25		4.250 02/01/2031	
			435,000.00		443,327.25	348,920.03
MLK3	1248EPCK7		80,000.00		81,600.00	64,169.20
MLP1	1248EPCK7		355,000.00		361,727.25	284,750.83
		CCO HLDGS LLC/CAP CORP	SR UNSECURED 144A 02/32 4.75		4.750 02/01/2032	
			359,000.00		359,000.00	291,041.30
MLP1	1248EPCQ4		359,000.00		359,000.00	291,041.30
		CCO HLDGS LLC/CAP CORP	SR UNSECURED 144A 09/29 6.375		6.375 09/01/2029	
			830,000.00		829,750.28	779,984.20
MLK3	1248EPCS0		75,000.00		74,750.28	70,480.50
MLP2	1248EPCS0		755,000.00		755,000.00	709,503.70
		CD+R SMOKEY BUYER INC	SR SECURED 144A 07/25 6.75		6.750 07/15/2025	
			593,000.00		600,062.05	508,865.16
MLP1	12510CAA9		593,000.00		600,062.05	508,865.16
		CDW LLC/CDW FINANCE	COMPANY GUAR 12/28 3.276		3.276 12/01/2028	
			545,000.00		545,000.00	466,607.20
MLK5	12513GBH1		545,000.00		545,000.00	466,607.20

DCMT COMPOSITE
COMPOSITE
SCHEDULE H, LINE 4I - SCHEDULE OF ASSETS
(HELD AT END OF YEAR)

(A) FUND	(B) IDENTITY OF ISSUER	(C) DESCRIPTION OF INVESTMENT SHARES/PAR	RATE	MAT DATE	(E) CURRENT VALUE
	CSC HOLDINGS LLC	COMPANY GUAR 144A 12/30 4.125	4.125	12/01/2030	

DCMT COMPOSITE
COMPOSITE
SCHEDULE H, LINE 4I - SCHEDULE OF ASSETS
(HELD AT END OF YEAR)

(A) FUND	(B) IDENTITY OF ISSUER	(C) DESCRIPTION OF INVESTMENT SHARES/PAR	RATE	MAT DATE	(D) COST	(E) CURRENT VALUE
		CAPITAL ONE FINANCIAL CO				
		SR UNSECURED 11/32 VAR	1.000	11/02/2032		
		85,000.00			85,000.00	65,377.34
MLK5	14040HCJ2	85,000.00			85,000.00	65,377.34
		CAPITAL ONE FINANCIAL CO				
		SR UNSECURED 12/24 VAR	1.000	12/06/2024		
		650,000.00			650,000.00	622,434.83
MLK5	14040HCK9	650,000.00			650,000.00	622,434.83
		CAPITAL ONE FINANCIAL CO				
		SR UNSECURED 03/30 VAR	1.000	03/01/2030		
		245,000.00			245,000.00	209,912.99
MLK3	14040HCN3	245,000.00			245,000.00	209,912.99
		CAPITAL ONE FINANCIAL CO				
		SR UNSECURED 07/26 VAR	1.000	07/24/2026		
		760,000.00			759,244.20	744,953.66
MLK3	14040HCU7	760,000.00			759,244.20	744,953.66
		CAPITAL ONE FINANCIAL CO				
		SR UNSECURED 07/30 VAR	1.000	07/26/2030		
		165,000.00			167,201.10	157,473.35
MLK3	14040HCV5	165,000.00			167,201.10	157,473.35
		CARDINAL HEALTH INC				
		SR UNSECURED 11/44 4.5	4.500	11/15/2044		
		65,000.00			62,668.45	52,109.92
MLK3	14149YBB3	65,000.00			62,668.45	52,109.92
		CARGO AIRCRAFT MANAGEMEN				
		COMPANY GUAR 144A 02/28 4.75	4.750	02/01/2028		
		760,000.00			743,850.00	689,783.60
MLP2	14180LAA4	760,000.00			743,850.00	689,783.60
		CARMAX AUTO OWNER TRUST				
		CARMX 2022 1 D	2.470	07/17/2028		
		265,000.00			264,957.97	230,821.57
MLK3	14317CAG7	265,000.00			264,957.97	230,821.57
		CARNIVAL CORP				
		COMPANY GUAR 144A 03/26 7.625	7.625	03/01/2026		
		754,000.00			802,081.20	597,616.42
MLP1	143658BL5	219,000.00			223,618.45	173,578.24
MLP2	143658BL5	535,000.00			578,462.75	424,038.18
		CARNIVAL CORP				
		COMPANY GUAR 144A 03/27 5.75	5.750	03/01/2027		
		1,521,000.00			1,494,255.16	1,086,054.84
MLP1	143658BN1	526,000.00			538,167.30	375,585.04
MLP2	143658BN1	995,000.00			956,087.86	710,469.80
		CARNIVAL CORP				
		SR SECURED 144A 08/28 4	4.000	08/01/2028		
		373,000.00			373,000.00	304,147.93
MLP1	143658BQ4	373,000.00			373,000.00	304,147.93
		CARNIVAL CORP				
		COMPANY GUAR 144A 05/29 6	6.000	05/01/2029		
		571,000.00			575,328.75	380,504.09

DCMT COMPOSITE
COMPOSITE
SCHEDULE H, LINE 4I - SCHEDULE OF ASSETS
(HELD AT END OF YEAR)

(A) FUND	(B) IDENTITY OF ISSUER	(C) DESCRIPTION OF INVESTMENT SHARES/PAR	RATE	MAT DATE (D) COST	(E) CURRENT VALUE
MLP1	143658BR2	571,000.00		575,328.75	380,504.09
	CARNIVAL CORP	COMPANY GUAR 144A 06/30 10.5	10.500	06/01/2030	
		180,000.00		180,000.00	146,421.12
MLP2	143658BS0	180,000.00		180,000.00	146,421.12
	CARNIVAL HLDGS BM LTD	COMPANY GUAR 144A 05/28 10.37	10.375	05/01/2028	
		229,000.00		225,710.45	235,093.69
MLP1	14366RAA7	229,000.00		225,710.45	235,093.69
	CARVANA CO	COMPANY GUAR 144A 10/25 5.625	5.625	10/01/2025	
		360,000.00		371,700.00	161,760.90
MLP2	146869AB8	360,000.00		371,700.00	161,760.90
	CARVANA CO	COMPANY GUAR 144A 04/27 5.5	5.500	04/15/2027	
		665,000.00		670,267.94	263,461.56
MLP2	146869AF9	665,000.00		670,267.94	263,461.56
	CARVANA CO	COMPANY GUAR 144A 09/29 4.875	4.875	09/01/2029	
		215,000.00		211,199.78	82,831.16
MLP2	146869AH5	215,000.00		211,199.78	82,831.16
	CATALENT PHARMA SOLUTION	COMPANY GUAR 144A 07/27 5	5.000	07/15/2027	
		231,000.00		221,512.33	214,915.15
MLK3	14879EAE8	122,000.00		112,512.33	113,504.97
MLP1	14879EAE8	109,000.00		109,000.00	101,410.18
	CEDAR FAIR/CAN/MAGNUM/MI	COMPANY GUAR 04/27 5.375	5.375	04/15/2027	
		195,000.00		183,300.00	185,916.15
MLK3	150190AB2	195,000.00		183,300.00	185,916.15
	CEDAR FAIR/CAN/MAGNUM/MI	SR SECURED 144A 05/25 5.5	5.500	05/01/2025	
		223,000.00		228,949.17	219,833.20
MLP1	150190AF3	223,000.00		228,949.17	219,833.20
	CEDAR FAIR/CAN/MAGNUM/MI	COMPANY GUAR 10/28 6.5	6.500	10/01/2028	
		122,000.00		125,967.34	118,035.00
MLP1	150190AK2	122,000.00		125,967.34	118,035.00
	CELANESE US HOLDINGS LLC	COMPANY GUAR 03/25 6.05	6.050	03/15/2025	
		835,000.00		839,458.10	832,781.96
MLK3	15089QAL8	835,000.00		839,458.10	832,781.96
	CELANESE US HOLDINGS LLC	COMPANY GUAR 07/27 6.165	6.165	07/15/2027	
		340,000.00		340,000.00	335,837.40
MLK3	15089QAM6	340,000.00		340,000.00	335,837.40
	CENGAGE LEARNING INC	2021 TERM LOAN B	1.000	07/14/2026	
		244,304.28		244,567.04	219,187.36

DCMT COMPOSITE
COMPOSITE
SCHEDULE H, LINE 4I - SCHEDULE OF ASSETS
(HELD AT END OF YEAR)

(A) FUND	(B) IDENTITY OF ISSUER	(C) DESCRIPTION OF INVESTMENT SHARES/PAR	RATE	MAT DATE (D) COST	(E) CURRENT VALUE
MLP1	15134NAF3	244,304.28		244,567.04	219,187.36
	CENTENE CORP	SR UNSECURED 02/30 3.375	3.375	02/15/2030	
		295,000.00		244,337.50	249,384.15
MLK3	15135BAV3	295,000.00		244,337.50	249,384.15
	CENTENE CORP	SR UNSECURED 10/30 3	3.000	10/15/2030	
		890,000.00		767,973.90	729,576.81
MLK3	15135BAW1	890,000.00		767,973.90	729,576.81
	CENTENE CORP	SR UNSECURED 03/31 2.5	2.500	03/01/2031	
		385,000.00		293,606.25	301,252.15
MLK3	15135BAX9	385,000.00		293,606.25	301,252.15
	CENGAGE LEARNING INC	SR UNSECURED 144A 06/24 9.5	9.500	06/15/2024	
		364,000.00		373,542.15	347,165.00
MLP1	15137NAA1	364,000.00		373,542.15	347,165.00
	CNTRL PARENT/CDK GLB INC	SR SECURED 144A 06/29 7.25	7.250	06/15/2029	
		695,000.00		689,131.25	680,256.68
MLK3	15477CAA3	205,000.00		201,143.75	200,651.25
MLP2	15477CAA3	490,000.00		487,987.50	479,605.43
	CHARLES RIVER LABORATORI	COMPANY GUAR 144A 05/28 4.25	4.250	05/01/2028	
		196,000.00		194,875.00	180,510.12
MLP1	159864AE7	196,000.00		194,875.00	180,510.12
	CHARLES RIVER LABORATORI	COMPANY GUAR 144A 03/29 3.75	3.750	03/15/2029	
		215,000.00		217,411.78	190,146.00
MLP1	159864AG2	215,000.00		217,411.78	190,146.00
	CHARLES RIVER LABORATORI	COMPANY GUAR 144A 03/31 4	4.000	03/15/2031	
		288,000.00		266,903.70	249,120.00
MLK3	159864AJ6	125,000.00		113,112.50	108,125.00
MLP1	159864AJ6	163,000.00		153,791.20	140,995.00
	CHART INDUSTRIES INC	SR SECURED 144A 01/30 7.5	7.500	01/01/2030	
		267,000.00		263,424.87	268,148.10
MLP1	16115QAF7	173,000.00		170,683.53	173,743.90
MLP2	16115QAF7	94,000.00		92,741.34	94,404.20
	CHART INDUSTRIES INC	COMPANY GUAR 144A 01/31 9.5	9.500	01/01/2031	
		115,000.00		112,641.35	117,741.60
MLP1	16115QAG5	59,000.00		57,789.91	60,406.56
MLP2	16115QAG5	56,000.00		54,851.44	57,335.04
	CHARTER COMM OPT LLC/CAP	SR SECURED 10/45 6.484	6.484	10/23/2045	
		75,000.00		89,484.00	67,922.46
MLK3	161175BA1	75,000.00		89,484.00	67,922.46

DCMT COMPOSITE
COMPOSITE
SCHEDULE H, LINE 4I - SCHEDULE OF ASSETS
(HELD AT END OF YEAR)

(A) FUND	(B) IDENTITY OF ISSUER	(C) DESCRIPTION OF INVESTMENT SHARES/PAR	RATE	MAT DATE	(D) COST	(E) CURRENT VALUE
		CHARTER COMM OPT LLC/CAP	SR SECURED 02/28 3.75		3.750 02/15/2028	
			1,575,000.00		1,758,038.50	1,423,284.88
MLK3	161175BJ2		1,575,000.00		1,758,038.50	1,423,284.88
		CHARTER COMM OPT LLC/CAP	SR SECURED 01/29 2.25		2.250 01/15/2029	
			310,000.00		309,488.50	250,040.07
MLK3	161175CD4		310,000.00		309,488.50	250,040.07
		OLYMPUS WTR US HLDG CORP	SR SECURED 144A 10/27 7.125		7.125 10/01/2027	
			402,000.00		396,540.11	382,905.00
MLP1	16308NAA2		402,000.00		396,540.11	382,905.00
		CHENIERE ENERGY PARTNERS	COMPANY GUAR 10/29 4.5		4.500 10/01/2029	
			64,000.00		67,621.94	57,586.14
MLP1	16411QAG6		64,000.00		67,621.94	57,586.14
		CHENIERE ENERGY PARTNERS	COMPANY GUAR 03/31 4		4.000 03/01/2031	
			261,000.00		261,000.00	222,204.96
MLP1	16411QAK7		261,000.00		261,000.00	222,204.96
		CHENIERE ENERGY PARTNERS	COMPANY GUAR 01/32 3.25		3.250 01/31/2032	
			750,000.00		750,816.25	596,308.31
MLK3	16411QAN1		145,000.00		145,000.00	115,286.27
MLP1	16411QAN1		605,000.00		605,816.25	481,022.04
		CHENIERE ENERGY INC	SR UNSECURED 10/28 4.625		4.625 10/15/2028	
			195,000.00		193,063.92	176,265.55
MLK3	16411RAK5		195,000.00		193,063.92	176,265.55
		CHENIERE CORP CHRISTI HD	SR SECURED 06/27 5.125		5.125 06/30/2027	
			1,100,000.00		1,261,563.55	1,088,200.43
MLK3	16412XAG0		1,100,000.00		1,261,563.55	1,088,200.43
		CHENIERE CORP CHRISTI HD	SR SECURED 11/29 3.7		3.700 11/15/2029	
			320,000.00		319,760.00	289,824.63
MLK3	16412XAJ4		320,000.00		319,760.00	289,824.63
		CHOBANI LLC/FINANCE CORP	SR SECURED 144A 11/28 4.625		4.625 11/15/2028	
			60,000.00		60,000.00	52,236.60
MLK3	17027NAB8		60,000.00		60,000.00	52,236.60
		CINEMARK USA INC	SR SECURED 144A 05/25 8.75		8.750 05/01/2025	
			113,000.00		114,325.13	114,109.52
MLP1	172441BC0		113,000.00		114,325.13	114,109.52
		CINEMARK USA INC	COMPANY GUAR 144A 03/26 5.875		5.875 03/15/2026	
			288,000.00		257,732.50	239,891.62
MLP1	172441BD8		288,000.00		257,732.50	239,891.62

DCMT COMPOSITE
COMPOSITE
SCHEDULE H, LINE 4I - SCHEDULE OF ASSETS
(HELD AT END OF YEAR)

(A) FUND	(B) IDENTITY OF ISSUER	(C) DESCRIPTION OF INVESTMENT SHARES/PAR	RATE	MAT DATE	(D) COST	(E) CURRENT VALUE
		CINEMARK USA INC	COMPANY GUAR 144A 07/28 5.25	5.250	07/15/2028	
			270,000.00		262,398.22	200,499.30
MLP1	172441BF3		270,000.00		262,398.22	200,499.30
		CITIZENS FINANCIAL GROUP	SUBORDINATED 05/37 VAR	1.000	05/21/2037	
			595,000.00		595,000.00	554,821.71
MLK5	174610BE4		595,000.00		595,000.00	554,821.71
		CLARIOS GLOBAL LP	SR SECURED 144A 05/25 6.75	6.750	05/15/2025	
			140,000.00		143,627.50	140,187.15
MLP1	18060TAA3		140,000.00		143,627.50	140,187.15
		CLARIV SCI HLD CORP	SR SECURED 144A 07/28 3.875	3.875	07/01/2028	
			313,000.00		299,087.50	271,181.95
MLP1	18064PAC3		313,000.00		299,087.50	271,181.95
		CLARIV SCI HLD CORP	COMPANY GUAR 144A 07/29 4.875	4.875	07/01/2029	
			600,000.00		593,018.10	510,210.00
MLP1	18064PAD1		600,000.00		593,018.10	510,210.00
		CLEAR CHANNEL INTL BV	SR SECURED 144A 08/25 6.625	6.625	08/01/2025	
			286,000.00		294,982.30	272,902.39
MLP1	18452MAB2		286,000.00		294,982.30	272,902.39
		CLEAR CHANNEL OUTDOOR HO	SR SECURED 144A 08/27 5.125	5.125	08/15/2027	
			492,000.00		502,192.26	425,427.48
MLP1	18453HAA4		492,000.00		502,192.26	425,427.48
		CLEAR CHANNEL OUTDOOR HO	COMPANY GUAR 144A 04/28 7.75	7.750	04/15/2028	
			402,000.00		410,237.39	293,463.75
MLP1	18453HAC0		402,000.00		410,237.39	293,463.75
		CLEAR CHANNEL OUTDOOR HO	COMPANY GUAR 144A 06/29 7.5	7.500	06/01/2029	
			349,000.00		352,089.37	256,260.23
MLP1	18453HAD8		349,000.00		352,089.37	256,260.23
		CLEARWAY ENERGY OP LLC	COMPANY GUAR 144A 03/28 4.75	4.750	03/15/2028	
			790,000.00		800,401.86	728,438.76
MLP1	18539UAC9		275,000.00		208,418.86	256,260.23
	, 28B OP LLC	COMPANY GUAR 144A 03/28 4.75	4.750	03/15/2028	52,089.37	

DCMT COMPOSITE
COMPOSITE
SCHEDULE H, LINE 4I - SCHEDULE OF ASSETS
(HELD AT END OF YEAR)

(A) FUND	(B) IDENTITY OF ISSUER	(C) DESCRIPTION OF INVESTMENT SHARES/PAR	RATE	MAT DATE	(D) COST	(E) CURRENT VALUE
	CLEVELAND CLIFFS INC	COMPANY GUAR 144A 03/29 4.625	4.625	03/01/2029		
		300,000.00			296,250.00	266,250.00
MLP2	185899AK7	300,000.00			296,250.00	266,250.00
	CLEVELAND CLIFFS INC	SR UNSECURED 10/40 6.25	6.250	10/01/2040		
		233,000.00			231,543.75	202,127.50
MLP2	18683KAC5	233,000.00			231,543.75	202,127.50

DCMT COMPOSITE
COMPOSITE
SCHEDULE H, LINE 4I - SCHEDULE OF ASSETS
(HELD AT END OF YEAR)

(A) FUND	(B) IDENTITY OF ISSUER	(C) DESCRIPTION OF INVESTMENT SHARES/PAR	RATE	MAT DATE (D) COST	(E) CURRENT VALUE
	CONSTELLIUM SE	COMPANY GUAR 144A 06/28 5.625	5.625	06/15/2028	
		356,000.00		368,439.10	329,022.32
MLP1	21039CAA2	356,000.00		368,439.10	329,022.32
	CONSTELLIUM SE	COMPANY GUAR 144A 04/29 3.75	3.750	04/15/2029	
		498,000.00		467,547.18	404,593.82
MLP1	21039CAB0	498,000.00		467,547.18	404,593.82
	CORELOGIC INC	SR SECURED 144A 05/28 4.5	4.500	05/01/2028	
		120,000.00		120,000.00	92,064.00
MLK3	21871DAD5	120,000.00		120,000.00	92,064.00
	COREBRIDGE FINANCIAL INC	SR UNSECURED 144A 04/32 3.9	3.900	04/05/2032	
		175,000.00		162,816.50	154,028.61
MLK3	21871XAG4	175,000.00		162,816.50	154,028.61
	COTY INC	SR SECURED 144A 04/26 5	5.000	04/15/2026	
		673,000.00		637,757.50	638,187.06
MLP2	222070AE4	673,000.00		637,757.50	638,187.06
	COVANTA HOLDING CORP	COMPANY GUAR 144A 12/29 4.875	4.875	12/01/2029	
		999,000.00		936,283.15	818,450.73
MLP2	22303XAA3	999,000.00		936,283.15	818,450.73
	CREDIT SUISSE GROUP AG	SR UNSECURED 144A 08/28 VAR	1.000	08/11/2028	
		880,000.00		880,000.00	802,564.06
MLK5	225401AV0	880,000.00		880,000.00	802,564.06
	CROWN AMERICAS LLC	COMPANY GUAR 144A 04/30 5.25	5.250	04/01/2030	
		585,000.00		593,775.00	553,129.20
MLP2	228180AA3	585,000.00		593,775.00	553,129.20
	CROWN CASTLE INC	SR UNSECURED 01/31 2.25	2.250	01/15/2031	
		1,645,000.00		1,622,134.50	1,323,164.60
MLK3	22822VAT8	1,645,000.00		1,622,134.50	1,323,164.60
	CROWN CASTLE INC	SR UNSECURED 03/27 2.9	2.900	03/15/2027	
		130,000.00		129,685.40	118,482.04
MLK3	22822VAZ4	130,000.00		129,685.40	118,482.04
	CROWNROCK LP/CROWNROCK F	SR UNSECURED 144A 10/25 5.625	5.625	10/15/2025	
		430,000.00		426,593.07	414,950.00
MLP1	228701AF5	430,000.00		426,593.07	414,950.00
	CROWNROCK LP/CROWNROCK F	SR UNSECURED 144A 05/29 5	5.000	05/01/2029	
		353,000.00		357,556.95	317,176.07
MLP1	228701AG3	353,000.00		357,556.95	317,176.07

DCMT COMPOSITE
COMPOSITE
SCHEDULE H, LINE 4I - SCHEDULE OF ASSETS
(HELD AT END OF YEAR)

(A) FUND	(B) IDENTITY OF ISSUER	(C) DESCRIPTION OF INVESTMENT SHARES/PAR	RATE	MAT DATE	(D) COST	(E) CURRENT VALUE
		CURO GROUP HOLDINGS CORP	SR SECURED 144A 08/28 7.5	7.500	08/01/2028	
			648,000.00		560,358.00	302,266.08
MLP2	23131LAC1		648,000.00		560,358.00	302,266.08
		CUSHMAN + WAKEFIELD US	SR SECURED 144A 05/28 6.75	6.750	05/15/2028	
			1,004,000.00		1,005,290.84	958,177.44
MLK3	23166MAA1		130,000.00		128,212.50	124,066.80
MLP2	23166MAA1		874,000.00		877,078.34	834,110.64
		DCP MIDSTREAM OPERATING	COMPANY GUAR 144A 05/43 VAR	1.000	05/21/2043	
			370,000.00		329,279.79	360,942.40
MLP2	23311RAH9		370,000.00		329,279.79	360,942.40
		DCP MIDSTREAM OPERATING	COMPANY GUAR 04/44 5.6	5.600	04/01/2044	
			215,000.00		201,066.50	200,584.15
MLP2	23311VAF4		215,000.00		201,066.50	200,584.15
		DCP MIDSTREAM OPERATING	COMPANY GUAR 05/29 5.125	5.125	05/15/2029	
			231,000.00		236,625.33	222,515.58
MLP1	23311VAH0		231,000.00		236,625.33	222,515.58
		DT MIDSTREAM INC	COMPANY GUAR 144A 06/29 4.125	4.125	06/15/2029	
			193,000.00		193,137.50	165,808.23
MLP1	23345MAA5		193,000.00		193,137.50	165,808.23
		DT MIDSTREAM INC	COMPANY GUAR 144A 06/31 4.375	4.375	06/15/2031	
			870,000.00		860,562.50	729,843.00
MLP1	23345MAB3		378,000.00		388,242.50	317,104.20
MLP2	23345MAB3		492,000.00		472,320.00	412,738.80
		DXC TECHNOLOGY CO	SR UNSECURED 09/28 2.375	2.375	09/15/2028	
			595,000.00		594,464.50	501,662.48
MLK5	23355LAM8		595,000.00		594,464.50	501,662.48
		DANSKE BANK A/S	SR UNSECURED 144A 12/25 VAR	1.000	12/20/2025	
			370,000.00		370,000.00	346,471.23
MLK3	23636AAV3		370,000.00		370,000.00	346,471.23
		DANSKE BANK A/S	SR UNSECURED 144A 03/25 VAR	1.000	03/28/2025	
			580,000.00		580,000.00	562,217.79
MLK3	23636ABD2		335,000.00		335,000.00	324,729.24
MLK5	23636ABD2		245,000.00		245,000.00	237,488.55
		DARLING INGREDIENTS INC	COMPANY GUAR 144A 06/30 6	6.000	06/15/2030	
			315,000.00		317,442.09	307,912.50
MLK3	237266AJ0		125,000.00		126,337.50	122,187.50

DCMT COMPOSITE
COMPOSITE
SCHEDULE H, LINE 4I - SCHEDULE OF ASSETS
(HELD AT END OF YEAR)

(A) FUND	(B) IDENTITY OF ISSUER	(C) DESCRIPTION OF INVESTMENT SHARES/PAR	RATE	MAT DATE (D) COST	(E) CURRENT VALUE
	DAVITA INC	COMPANY GUAR 144A 06/30 4.625	4.625	06/01/2030	
		1,215,000.00		966,080.00	975,283.77
MLP2	23918KAS7	1,215,000.00		966,080.00	975,283.77
	DELTA AIR LINES INC	SR UNSECURED 04/28 4.375	4.375	04/19/2028	
		76,000.00		71,060.00	67,733.79
MLP1	247361ZN1	76,000.00		71,060.00	67,733.79
	DELUXE CORP	COMPANY GUAR 144A 06/29 8	8.000	06/01/2029	
		876,000.00		877,532.00	720,510.00
MLP2	248019AU5	876,000.00		877,532.00	720,510.00
	DEUTSCHE BANK NY	SR UNSECURED 07/26 VAR	1.000	07/14/2026	
		220,000.00		220,000.00	218,923.10
MLK5	25160PAJ6	220,000.00		220,000.00	218,923.10
	DIAMONDBACK ENERGY INC	COMPANY GUAR 12/26 3.25	3.250	12/01/2026	
		265,000.00		264,623.70	246,852.65
MLK3	25278XAM1	265,000.00		264,623.70	246,852.65
	DICK S SPORTING GOODS	SR UNSECURED 01/52 4.1	4.100	01/15/2052	
		275,000.00		274,340.00	178,394.56
MLK5	253393AG7	275,000.00		274,340.00	178,394.56
	DIGITAL REALTY TRUST LP	COMPANY GUAR 01/28 5.55	5.550	01/15/2028	
		570,000.00		568,320.79	574,683.71
MLK5	25389JAV8	570,000.00		568,320.79	574,683.71
	DIRECTV FIN LLC/COINC	SR SECURED 144A 08/27 5.875	5.875	08/15/2027	
		269,000.00		272,051.69	240,663.54
MLP1	25461LAA0	269,000.00		272,051.69	240,663.54
	DISCOVER BANK	SR UNSECURED 09/28 4.65	4.650	09/13/2028	
		530,000.00		619,172.50	497,385.05
MLK3	25466AAP6	530,000.00		619,172.50	497,385.05
	DISH NETWORK CORP	SR SECURED 144A 11/27 11.75	11.750	11/15/2027	
		338,000.00		331,817.98	348,106.20
MLP1	25470MAG4	338,000.00		331,817.98	348,106.20
	DISH DBS CORP	COMPANY GUAR 03/23 5	5.000	03/15/2023	
		33,000.00		32,752.50	32,848.36
MLP1	25470XAL9	33,000.00		32,752.50	32,848.36

DCMT COMPOSITE
COMPOSITE
SCHEDULE H, LINE 4I - SCHEDULE OF ASSETS
(HELD AT END OF YEAR)

(A) FUND	(B) IDENTITY OF ISSUER	(C) DESCRIPTION OF INVESTMENT SHARES/PAR	RATE	MAT DATE (D) COST	(E) CURRENT VALUE
		DISH DBS CORP	COMPANY GUAR 06/29 5.125	5.125 06/01/2029	
			742,000.00	739,780.00	478,738.40
MLP1	25470XBD6		742,000.00	739,780.00	478,738.40
		DISH DBS CORP	SR SECURED 144A 12/28 5.75	5.750 12/01/2028	
			645,000.00	645,626.56	514,790.63
MLK3	25470XBF1		95,000.00	95,011.05	75,821.88
MLP1	25470XBF1		550,000.00	550,615.51	438,968.75
		DISCOVER FINANCIAL SVS	SR UNSECURED 02/27 4.1	4.100 02/09/2027	
			520,000.00	520,446.38	489,379.17
MLK3	254709AM0		520,000.00	520,446.38	489,379.17
		DOMINION ENERGY INC	SR UNSECURED 11/32 5.375	5.375 11/15/2032	
			790,000.00	785,963.10	785,421.36
MLK5	25746UDR7		790,000.00	785,963.10	785,421.36
		DRIVEN BRANDS FUNDING, LLC	HONK 2019 1A A2 144A	4.641 04/20/2049	
			178,062.50	178,062.50	162,603.47
MLK3	26208LAD0		178,062.50	178,062.50	162,603.47
		DRIVEN BRANDS FUNDING, LLC	HONK 2020 1A A2 144A	3.786 07/20/2050	
			195,500.00	195,500.00	167,602.35
MLK3	26209XAA9		195,500.00	195,500.00	167,602.35
		DRIVEN BRANDS FUNDING, LLC	HONK 2020 2A A2 144A	3.237 01/20/2051	
			196,500.00	196,500.00	162,373.85
MLK3	26209XAC5		196,500.00	196,500.00	162,373.85
		DCP MIDSTREAM OPERATING	COMPANY GUAR 08/30 8.125	8.125 08/16/2030	
			30,000.00	36,677.10	33,209.04
MLK3	26439XAC7		30,000.00	36,677.10	33,209.04
		DUKE ENERGY CORP	SR UNSECURED 08/52 5	5.000 08/15/2052	
			520,000.00	505,215.00	464,437.99
MLK3	26441CBU8		520,000.00	505,215.00	464,437.99
		EDP FINANCE BV	COMPANY GUAR 144A 10/27 6.3	6.300 10/11/2027	
			200,000.00	199,746.00	205,411.33
MLK3	26835PAJ9		200,000.00	199,746.00	205,411.33
		EQM MIDSTREAM PARTNERS L	SR UNSECURED 07/28 5.5	5.500 07/15/2028	
			326,000.00	301,795.00	291,495.51
MLP2	26885BAC4		326,000.00	301,795.00	291,495.51
		EQM MIDSTREAM PARTNERS L	SR UNSECURED 144A 07/25 6	6.000 07/01/2025	
			403,000.00	420,581.55	388,893.46
MLP1	26885BAF7		403,000.00	420,581.55	388,893.46

DCMT COMPOSITE
COMPOSITE
SCHEDULE H, LINE 4I - SCHEDULE OF ASSETS
(HELD AT END OF YEAR)

(A) FUND	(B) IDENTITY OF ISSUER	(C) DESCRIPTION OF INVESTMENT SHARES/PAR	RATE	MAT DATE	(D) COST	(E) CURRENT VALUE
		EQM MIDSTREAM PARTNERS L	SR UNSECURED 144A 07/27 6.5	6.500	07/01/2027	
					376,000.00	389,089.82
MLP1	26885BAH3				376,000.00	359,362.00
		EQM MIDSTREAM PARTNERS L	SR UNSECURED 144A 01/29 4.5	4.500	01/15/2029	
					425,000.00	428,684.80
MLP1	26885BAK6				425,000.00	356,965.66
		EQM MIDSTREAM PARTNERS L	SR UNSECURED 144A 01/31 4.75	4.750	01/15/2031	
					546,000.00	527,368.70
MLP1	26885BAL4				546,000.00	446,355.00
		EQM MIDSTREAM PARTNERS L	SR UNSECURED 144A 06/27 7.5	7.500	06/01/2027	
					211,000.00	211,000.00
MLP1	26885BAM2				112,000.00	112,000.00
MLP2	26885BAM2				99,000.00	99,000.00
		EQM MIDSTREAM PARTNERS L	SR UNSECURED 144A 06/30 7.5	7.500	06/01/2030	
					509,000.00	513,506.49
MLP1	26885BAN0				134,000.00	134,000.00
MLP2	26885BAN0				375,000.00	379,506.49
		EARTHSTONE ENERGY HOL	COMPANY GUAR 144A 04/27 8	8.000	04/15/2027	
					630,000.00	633,740.22
MLP2	27034RAA1				630,000.00	633,740.22
		EBAY INC	SR UNSECURED 11/27 5.95	5.950	11/22/2027	
					380,000.00	379,479.40
MLK5	278642BA0				380,000.00	379,479.40
		EDGEWELL PERSONAL CARE	COMPANY GUAR 144A 04/29 4.125	4.125	04/01/2029	
					815,000.00	754,290.65
MLP2	28035QAB8				815,000.00	754,290.65
		EDISON INTERNATIONAL	SR UNSECURED 11/24 3.55	3.550	11/15/2024	
					800,000.00	866,768.00
MLK3	281020AQ0				800,000.00	866,768.00
		EDISON INTERNATIONAL	SR UNSECURED 04/25 4.95	4.950	04/15/2025	
					25,000.00	24,942.25
MLK3	281020AR8				25,000.00	24,942.25
		EDISON INTERNATIONAL	SR UNSECURED 08/25 4.7	4.700	08/15/2025	
					1,066,000.00	1,064,756.06
MLK3	281020AU1				236,000.00	235,046.56
MLK5	281020AU1				830,000.00	829,709.50

DCMT COMPOSITE
COMPOSITE
SCHEDULE H, LINE 4I - SCHEDULE OF ASSETS
(HELD AT END OF YEAR)

(A) FUND	(B) IDENTITY OF ISSUER	(C) DESCRIPTION OF INVESTMENT SHARES/PAR	RATE	MAT DATE	(D) COST	(E) CURRENT VALUE
		EDISON INTERNATIONAL	SR UNSECURED 11/29 6.95		6.950 11/15/2029	
			235,000.00		232,859.15	245,900.26
MLK5	281020AW7		235,000.00		232,859.15	245,900.26
		EG GLOBAL FINANCE PLC	SR SECURED 144A 02/25 6.75		6.750 02/07/2025	
			1,095,000.00		1,094,445.00	955,967.85
MLP2	28228PAA9		1,095,000.00		1,094,445.00	955,967.85
		8TH AVE FOOD PROVISIONS INC TERM LOAN			1.000 10/01/2025	
			154,847.01		138,975.18	128,329.46
MLP1	28253PAC3		154,847.01		138,975.18	128,329.46
		CAESARS ENTERTAIN INC	SR SECURED 144A 07/25 6.25		6.250 07/01/2025	
			1,218,000.00		1,243,537.43	1,184,637.13
MLP1	28470RAH5		513,000.00		518,862.18	498,948.15
MLP2	28470RAH5		705,000.00		724,675.25	685,688.98
		CAESARS ENTERTAIN INC	SR UNSECURED 144A 07/27 8.125		8.125 07/01/2027	
			381,000.00		402,432.55	374,351.55
MLP1	28470RAK8		381,000.00		402,432.55	374,351.55
		ELEMENT SOLUTIONS INC	COMPANY GUAR 144A 09/28 3.875		3.875 09/01/2028	
			429,000.00		428,633.94	364,650.00
MLP1	28618MAA4		429,000.00		428,633.94	364,650.00
		EMBECTA CORP	SR SECURED 144A 02/30 5		5.000 02/15/2030	
			792,000.00		751,773.75	670,230.00
MLP2	29082KAA3		792,000.00		751,773.75	670,230.00
		ENDEAVOR ENERGY RESOURCE	SR UNSECURED 144A 01/28 5.75		5.750 01/30/2028	
			290,000.00		297,178.40	278,397.15
MLP1	29260FAE0		290,000.00		297,178.40	278,397.15
		ENCOMPASS HEALTH CORP	COMPANY GUAR 02/28 4.5		4.500 02/01/2028	
			231,000.00		235,448.50	209,840.40
MLP1	29261AAA8		231,000.00		235,448.50	209,840.40
		ENERGIZER HOLDINGS INC	COMPANY GUAR 144A 06/28 4.75		4.750 06/15/2028	
			805,000.00		766,970.30	697,615.66
MLP2	29272WAC3		805,000.00		766,970.30	697,615.66
		ENDO DAC/FIN LLC/FINCO	COMPANY GUAR 144A 06/28 6		6.000 06/30/2028	
			106,000.00		65,012.72	5,565.00
MLP1	29273DAC4		106,000.00		65,012.72	5,565.00
		ENERGY TRANSFER LP	SR UNSECURED 03/25 4.05		4.050 03/15/2025	
			150,000.00		132,634.25	145,408.68
MLK3	29273RBD0		150,000.00		132,634.25	145,408.68

DCMT COMPOSITE
COMPOSITE
SCHEDULE H, LINE 4I - SCHEDULE OF ASSETS
(HELD AT END OF YEAR)

(A) FUND	(B) IDENTITY OF ISSUER	(C) DESCRIPTION OF INVESTMENT SHARES/PAR	RATE	MAT DATE (D) COST	(E) CURRENT VALUE
	ENERSYS	COMPANY GUAR 144A 12/27 4.375	4.375	12/15/2027	
		789,000.00		741,542.50	710,100.00
MLP2	29275YAC6	789,000.00		741,542.50	710,100.00
	ENEL FINANCE INTL NV	COMPANY GUAR 144A 10/25 6.8	6.800	10/14/2025	
		200,000.00		198,870.00	205,564.71
MLK3	29278GAZ1	200,000.00		198,870.00	205,564.71
	ENERGY TRANSFER LP	SR UNSECURED 06/48 6	6.000	06/15/2048	
		544,000.00		647,588.10	491,497.56
MLK3	29278NAE3	544,000.00		647,588.10	491,497.56
	ENERGY TRANSFER LP	SR UNSECURED 04/24 4.5	4.500	04/15/2024	
		50,000.00		49,823.00	49,303.70
MLK3	29278NAH6	50,000.00		49,823.00	49,303.70
	ENERGY TRANSFER LP	SR UNSECURED 01/24 5.875	5.875	01/15/2024	
		130,000.00		142,291.50	130,354.06
MLK3	29278NAM5	130,000.00		142,291.50	130,354.06
	ENERGY TRANSFER LP	SR UNSECURED 05/25 2.9	2.900	05/15/2025	
		775,000.00		812,696.00	730,867.50
MLK3	29278NAP8	775,000.00		812,696.00	730,867.50
	ENERGY TRANSFER LP	SR UNSECURED 04/49 6.25	6.250	04/15/2049	
		85,000.00		97,239.10	79,535.39
MLK3	29279FAA7	85,000.00		97,239.10	79,535.39
	ENEL FINANCE AMERICA LLC	COMPANY GUAR 144A 10/27 7.1	7.100	10/14/2027	
		200,000.00		198,292.00	207,117.33
MLK3	29280HAA0	200,000.00		198,292.00	207,117.33
	ENLINK MIDSTREAM LLC	COMPANY GUAR 144A 09/30 6.5	6.500	09/01/2030	
		422,000.00		423,713.75	417,653.40
MLP2	29336TAD2	422,000.00		423,713.75	417,653.40
	ENOVA INTERNATIONAL INC	COMPANY GUAR 144A 09/25 8.5	8.500	09/15/2025	
		595,000.00		595,000.00	550,255.37
MLP2	29357KAF0	595,000.00		595,000.00	550,255.37
	ENTEGRIS ESCROW CORP	COMPANY GUAR 144A 06/30 5.95	5.950	06/15/2030	
		1,515,000.00		1,401,527.53	1,397,133.00
MLK3	29365BAB9	180,000.00		163,497.60	165,996.00
MLP1	29365BAB9	590,000.00		547,698.39	544,098.00
MLP2	29365BAB9	745,000.00		690,331.54	687,039.00
	EPICOR SOFTWARE CORPORATION	2020 2ND LIEN TERM LOAN	1.000	07/31/2028	
		136,000.00		133,960.00	133,756.00

DCMT COMPOSITE
COMPOSITE
SCHEDULE H, LINE 4I - SCHEDULE OF ASSETS
(HELD AT END OF YEAR)

(A) FUND	(B) IDENTITY OF ISSUER	(C) DESCRIPTION OF INVESTMENT SHARES/PAR	RATE	MAT DATE (D) COST	(E) CURRENT VALUE
MLP1	29426NAQ7	136,000.00		133,960.00	133,756.00
	EQUIFAX INC	SR UNSECURED 12/27 5.1	5.100	12/15/2027	
		375,000.00		374,651.25	370,760.98
MLK3	294429AV7	375,000.00		374,651.25	370,760.98
	EXETER AUTOMOBILE RECEIVABLES	EART 2021 3A D	1.550	06/15/2027	
		235,000.00		212,528.12	213,322.31
MLK3	30166AAF1	235,000.00		212,528.12	213,322.31
	EXETER AUTOMOBILE RECEIVABLES	EART 2022 1A D	3.020	06/15/2028	
		745,000.00		743,986.43	673,472.40
MLK3	30167JAF1	745,000.00		743,986.43	673,472.40
	EXTRA SPACE STORAGE LP	COMPANY GUAR 04/29 3.9	3.900	04/01/2029	
		145,000.00		144,833.25	130,213.73
MLK5	30225VAH0	145,000.00		144,833.25	130,213.73
	FMG RESOURCES AUG 2006	COMPANY GUAR 144A 05/24 5.125	5.125	05/15/2024	
		145,000.00		155,512.50	142,509.22
MLP2	30251GAW7	145,000.00		155,512.50	142,509.22
	FMG RESOURCES AUG 2006	COMPANY GUAR 144A 09/27 4.5	4.500	09/15/2027	
		840,000.00		823,200.00	774,900.00
MLP2	30251GBA4	840,000.00		823,200.00	774,900.00
	FAGE INTL / FAGE USA	COMPANY GUAR 144A 08/26 5.625	5.625	08/15/2026	
		362,000.00		351,343.94	335,805.68
MLP1	30257WAA4	362,000.00		351,343.94	335,805.68
	FS KKR CAPITAL CORP	SR UNSECURED 144A 02/25 4.25	4.250	02/14/2025	
		460,000.00		490,235.80	431,454.13
MLK5	30313RAA7	460,000.00		490,235.80	431,454.13
	FAIRFAX FINL HLDGS LTD	SR UNSECURED 144A 08/32 5.625	5.625	08/16/2032	
		180,000.00		179,740.80	169,517.40
MLK5	303901BK7	180,000.00		179,740.80	169,517.40
	FEDEX CORP	COMPANY GUAR 05/31 2.4	2.400	05/15/2031	
		551,000.00		476,978.66	447,034.77
MLK3	31428XCD6	551,000.00		476,978.66	447,034.77
	FELLS POINT FUNDING TR	SR UNSECURED 144A 01/27 3.046	3.046	01/31/2027	
		575,000.00		575,000.00	524,033.22
MLK5	314382AA0	575,000.00		575,000.00	524,033.22
	FERGUSON FINANCE PLC	SR UNSECURED 144A 04/32 4.65	4.650	04/20/2032	
		320,000.00		318,332.80	292,193.52
MLK5	314890AD6	320,000.00		318,332.80	292,193.52

DCMT COMPOSITE
COMPOSITE
SCHEDULE H, LINE 4I - SCHEDULE OF ASSETS
(HELD AT END OF YEAR)

(A) FUND	(B) IDENTITY OF ISSUER	(C) DESCRIPTION OF INVESTMENT SHARES/PAR	RATE	MAT DATE (D) COST	(E) CURRENT VALUE
		FERRELLGAS LP/FERRELLGAS	SR UNSECURED 144A 04/26 5.375	5.375 04/01/2026	
			790,000.00	753,122.80	718,621.13
MLP2	315289AA6		790,000.00	753,122.80	718,621.13
		FERRELLGAS LP/FERRELLGAS	SR UNSECURED 144A 04/29 5.875	5.875 04/01/2029	
			144,000.00	118,800.00	118,166.40
MLP2	315289AC2		144,000.00	118,800.00	118,166.40
		FERTITTA ENTERTAINMENT	COMPANY GUAR 144A 01/30 6.75	6.750 01/15/2030	
			374,000.00	374,000.00	301,668.40
MLP1	31556TAC3		374,000.00	374,000.00	301,668.40
		ELLINGTON FINANCIAL MORTGAGE T EFMT 2021 3 A1 144A		1.000 09/25/2066	
			294,476.89	294,472.16	235,252.11
MLK3	31573JAA8		294,476.89	294,472.16	235,252.11
		FIDELITY NATL INFO SERV	COMPANY GUAR 07/52 5.625	5.625 07/15/2052	
			295,000.00	294,870.20	270,941.07
MLK5	31620MBZ8		295,000.00	294,870.20	270,941.07
		FIFTH THIRD BANCORP	SR UNSECURED 07/30 VAR	1.000 07/28/2030	
			165,000.00	166,407.45	157,707.09
MLK3	316773DG2		165,000.00	166,407.45	157,707.09
		FIFTH THIRD BANCORP	SR UNSECURED 10/28 VAR	1.000 10/27/2028	
			885,000.00	885,000.00	911,968.36
MLK5	316773DJ6		885,000.00	885,000.00	911,968.36
		FIRSTCASH INC	COMPANY GUAR 144A 09/28 4.625	4.625 09/01/2028	
			795,000.00	739,350.00	697,978.79
MLP2	33767DAB1		795,000.00	739,350.00	697,978.79
		FISERV INC	SR UNSECURED 07/29 3.5	3.500 07/01/2029	
			175,000.00	165,229.75	157,893.67
MLK3	337738AU2		175,000.00	165,229.75	157,893.67
		FIRSTENERGY CORP	SR UNSECURED 11/31 7.375	7.375 11/15/2031	
			90,000.00	123,970.05	101,362.50
MLP1	337932AC1		90,000.00	123,970.05	101,362.50
		FIRSTENERGY CORP	SR UNSECURED 07/47 5.1	5.100 07/15/2047	
			98,000.00	119,776.24	87,493.28
MLP1	337932AJ6		98,000.00	119,776.24	87,493.28
		FLEX LTD	SR UNSECURED 01/28 6	6.000 01/15/2028	
			280,000.00	277,404.40	280,534.86
MLK5	33938XAE5		280,000.00	277,404.40	280,534.86

DCMT COMPOSITE
COMPOSITE
SCHEDULE H, LINE 4I - SCHEDULE OF ASSETS
(HELD AT END OF YEAR)

(A) FUND	(B) IDENTITY OF ISSUER	(C) DESCRIPTION OF INVESTMENT SHARES/PAR	RATE	MAT DATE (D) COST	(E) CURRENT VALUE
	FORD MOTOR COMPANY	SR UNSECURED 07/31 7.45	7.450	07/16/2031	
		805,000.00		998,337.50	823,350.78
MLP2	345370CA6	805,000.00		998,337.50	823,350.78
	FORD MOTOR COMPANY	SR UNSECURED 01/43 4.75	4.750	01/15/2043	
		431,000.00		386,471.92	309,559.54

DCMT COMPOSITE
COMPOSITE
SCHEDULE H, LINE 4I - SCHEDULE OF ASSETS
(HELD AT END OF YEAR)

(A) FUND	(B) IDENTITY OF ISSUER	(C) DESCRIPTION OF INVESTMENT SHARES/PAR	RATE	MAT DATE (D) COST	(E) CURRENT VALUE
	FORD MOTOR CREDIT CO LLC	SR UNSECURED 11/27 7.35	7.350	11/04/2027	
		1,061,000.00		1,060,000.00	1,087,206.70
MLK3	345397C35	600,000.00		599,000.00	614,820.00
MLP1	345397C35	225,000.00		225,000.00	230,557.50
MLP2	345397C35	236,000.00		236,000.00	241,829.20
	FORD MOTOR CREDIT CO LLC	SR UNSECURED 09/24 3.664	3.664	09/08/2024	
		554,000.00		512,708.61	528,051.43
MLP1	345397WW9	554,000.00		512,708.61	528,051.43
	FORD MOTOR CREDIT CO LLC	SR UNSECURED 01/26 4.389	4.389	01/08/2026	
		343,000.00		334,342.55	320,466.62
MLP1	345397XU2	343,000.00		334,342.55	320,466.62
	FORD MOTOR CREDIT CO LLC	SR UNSECURED 05/29 5.113	5.113	05/03/2029	
		526,000.00		499,063.94	476,316.67
MLP1	345397ZR7	128,000.00		131,200.00	115,909.76
MLP2	345397ZR7	398,000.00		367,863.94	360,406.91
	FORTUNE BRANDS INNOVATIO	SR UNSECURED 03/52 4.5	4.500	03/25/2052	
		450,000.00		440,136.00	338,607.31
MLK5	34964CAG1	450,000.00		440,136.00	338,607.31
	FREDDIE MAC STACR	STACR 2022 HQA1 M1A 144A	1.000	03/25/2042	
		650,780.24		650,780.24	642,456.76
MLK3	35564KTA7	650,780.24		650,780.24	642,456.76
	FRONTIER COMMUNICATIONS	SR SECURED 144A 05/28 5	5.000	05/01/2028	
		75,000.00		71,250.00	65,124.00
MLP1	35906ABF4	75,000.00		71,250.00	65,124.00
	FRONTIER COMMUNICATIONS	SR SECURED 144A 05/30 8.75	8.750	05/15/2030	
		329,000.00		335,747.50	334,510.59
MLP1	35908MAD2	329,000.00		335,747.50	334,510.59
	GFL ENVIRONMENTAL INC	SR SECURED 144A 12/26 5.125	5.125	12/15/2026	
		416,000.00		425,751.30	397,851.75
MLP1	36168QAF1	416,000.00		425,751.30	397,851.75
	GFL ENVIRONMENTAL INC	SR SECURED 144A 06/25 4.25	4.250	06/01/2025	
		211,000.00		211,000.00	201,510.08
MLP1	36168QAJ3	211,000.00		211,000.00	201,510.08
	GLP CAPITAL LP / FIN II	COMPANY GUAR 09/24 3.35	3.350	09/01/2024	
		90,000.00		89,909.10	86,064.65
MLK3	361841AN9	90,000.00		89,909.10	86,064.65

DCMT COMPOSITE
COMPOSITE
SCHEDULE H, LINE 4I - SCHEDULE OF ASSETS
(HELD AT END OF YEAR)

(A) FUND	(B) IDENTITY OF ISSUER	(C) DESCRIPTION OF INVESTMENT SHARES/PAR	RATE	MAT DATE	(D) COST	(E) CURRENT VALUE
		GENERAL MOTORS FINL CO	SR UNSECURED 10/25 6.05	6.050	10/10/2025	
			680,000.00		679,102.40	691,247.93
MLK5	37045XDZ6		680,000.00		679,102.40	691,247.93
		GENESIS ENERGY LP/GENESI	COMPANY GUAR 06/24 5.625	5.625	06/15/2024	
			357,000.00		351,645.00	344,503.06
MLP2	37185LAF9		357,000.00		351,645.00	344,503.06
		GENESIS ENERGY LP/FIN	COMPANY GUAR 10/25 6.5	6.500	10/01/2025	
			815,000.00		810,426.21	774,084.47
MLP2	37185LAJ1		815,000.00		810,426.21	774,084.47
		GENESIS ENERGY LP/FIN	COMPANY GUAR 05/26 6.25	6.250	05/15/2026	
			337,000.00		318,669.93	308,341.90
MLP2	37185LAK8		337,000.00		318,669.93	308,341.90
		GENESIS ENERGY LP/FIN	COMPANY GUAR 02/28 7.75	7.750	02/01/2028	
			380,000.00		375,250.00	349,782.40
MLP2	37185LAL6		380,000.00		375,250.00	349,782.40
		GENESIS ENERGY LP/FIN	COMPANY GUAR 01/27 8	8.000	01/15/2027	
			135,000.00		135,000.00	127,267.20
MLP2	37185LAM4		135,000.00		135,000.00	127,267.20
		ENACT HOLDINGS INC	SR UNSECURED 144A 08/25 6.5	6.500	08/15/2025	
			1,035,000.00		1,065,113.88	1,019,475.00
MLK3	37255LAA5		105,000.00		101,401.38	103,425.00
MLP2	37255LAA5		930,000.00		963,712.50	916,050.00
		GLATFELTER	COMPANY GUAR 144A 11/29 4.75	4.750	11/15/2029	
			660,000.00		557,931.25	396,905.41
MLP2	377320AA4		660,000.00		557,931.25	396,905.41
		GLOBAL PAYMENTS INC	SR UNSECURED 11/24 1.5	1.500	11/15/2024	
			335,000.00		334,765.50	310,940.22
MLK5	37940XAF9		335,000.00		334,765.50	310,940.22
		GOLDMAN SACHS GROUP INC	SR UNSECURED 10/32 VAR	1.000	10/21/2032	
			455,000.00		455,000.00	360,489.18
MLK3	38141GYN8		455,000.00		455,000.00	360,489.18
		GOLUB CAPITAL BDC	SR UNSECURED 08/26 2.5	2.500	08/24/2026	
			480,000.00		476,356.80	408,029.13
MLK5	38173MAB8		480,000.00		476,356.80	408,029.13
		GOODYEAR TIRE + RUBBER	COMPANY GUAR 07/29 5	5.000	07/15/2029	
			330,000.00		316,506.65	275,269.37
MLK3	382550BN0		195,000.00		192,911.65	162,659.17

DCMT COMPOSITE
COMPOSITE
SCHEDULE H, LINE 4I - SCHEDULE OF ASSETS
(HELD AT END OF YEAR)

(A) FUND	(B) IDENTITY OF ISSUER	(C) DESCRIPTION OF INVESTMENT SHARES/PAR	RATE	MAT DATE (D) COST	(E) CURRENT VALUE
MLP1	382550BN0	135,000.00		123,595.00	112,610.20
		GOVERNMENT NATIONAL MORTGAGE A GNR 2017 184 JH	3.000	12/20/2047	
		12,176.55		12,246.96	10,986.58
MLK3	38380H5W8	12,176.55		12,246.96	10,986.58
		GOVERNMENT NATIONAL MORTGAGE A GNR 2018 8 DA	3.000	11/20/2047	
		15,974.01		16,041.40	14,654.50
MLK3	38380UPK3	15,974.01		16,041.40	14,654.50
		GRAY OAK PIPELINE LLC	SR UNSECURED 144A 09/23 2	2.000 09/15/2023	
		218,000.00		221,457.02	212,055.90
MLK3	38937LAA9	218,000.00		221,457.02	212,055.90
		GRAY OAK PIPELINE LLC	SR UNSECURED 144A 10/27 3.45	3.450 10/15/2027	
		45,000.00		44,998.65	39,860.43
MLK3	38937LAB7	45,000.00		44,998.65	39,860.43
		GRAY OAK PIPELINE LLC	SR UNSECURED 144A 10/25 2.6	2.600 10/15/2025	
		105,000.00		104,848.80	95,301.31
MLK3	38937LAC5	105,000.00		104,848.80	95,301.31
		GRIFOLS ESCROW ISSUER	SR UNSECURED 144A 10/28 4.75	4.750 10/15/2028	
		885,000.00		853,312.50	764,170.95
MLP1	39843UAA0	115,000.00		116,752.50	99,299.05
MLP2	39843UAA0	770,000.00		736,560.00	664,871.90
		GROUP 1 AUTOMOTIVE INC	COMPANY GUAR 144A 08/28 4	4.000 08/15/2028	
		307,000.00		307,230.70	259,854.07
MLP1	398905AN9	307,000.00		307,230.70	259,854.07
		GRUBHUB HOLDINGS INC	COMPANY GUAR 144A 07/27 5.5	5.500 07/01/2027	
		679,000.00		568,748.75	491,697.85
MLP2	40010PAA6	679,000.00		568,748.75	491,697.85
		GTCR AP FINANCE INC	SR UNSECURED 144A 05/27 8	8.000 05/15/2027	
		62,000.00		63,878.75	59,388.56
MLP1	40060QAA3	62,000.00		63,878.75	59,388.56
		HLF FIN SARL LLC/HERBALI	COMPANY GUAR 144A 06/29 4.875	4.875 06/01/2029	
		1,250,000.00		1,093,750.00	860,962.50
MLP2	40390DAC9	1,250,000.00		1,093,750.00	860,962.50
		H+E EQUIPMENT SERVICES	COMPANY GUAR 144A 12/28 3.875	3.875 12/15/2028	
		506,000.00		484,392.96	431,005.74
MLP1	404030AJ7	506,000.00		484,392.96	431,005.74
		H.B. FULLER CO	SR UNSECURED 10/28 4.25	4.250 10/15/2028	

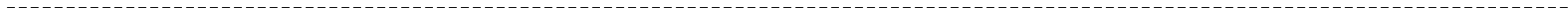
DCMT COMPOSITE
COMPOSITE
SCHEDULE H, LINE 4I - SCHEDULE OF ASSETS
(HELD AT END OF YEAR)

(A)	(B) IDENTITY OF ISSUER	(C) DEC	-----290 0 Td 0 -19.5 Td (-----			
	315,000.	324,878.4	317,336.41	PLAN YMLK3	404119BS	Td (
	1,405,000.	1,253,617.20	1,215,454.08	PLAN YMLK3	404119CA5	Td (
	220,000 PLAN YEAR ENDING: 12/31/22	181,084.20	171,833.73	PLAN YMLK3	404119CC1	

DCMT COMPOSITE
COMPOSITE
SCHEDULE H, LINE 4I - SCHEDULE OF ASSETS
(HELD AT END OF YEAR)

(A) FUND	(B) IDENTITY OF ISSUER	(C) DESCRIPTION OF INVESTMENT SHARES/PAR	RATE	MAT DATE	(D) COST	(E) CURRENT VALUE
		HARVEST MIDSTREAM I LP	SR UNSECURED 144A 09/28 7.5	7.500	09/01/2028	
					945,000.00	901,945.80
MLP2	417558AA1				945,000.00	901,945.80
		HASBRO INC	SR UNSECURED 11/26 3.55	3.550	11/19/2026	
					760,000.00	713,617.06
MLK3	418056AY3				760,000.00	713,617.06
		HAT HOLDINGS I LLC/HAT	COMPANY GUAR 144A 06/26 3.375	3.375	06/15/2026	
					960,000.00	834,048.00
MLP2	418751AE3				960,000.00	834,048.00
		HAWAIIAN BRAND INTELLECT	SR SECURED 144A 01/26 5.75	5.750	01/20/2026	
					425,576.00	385,146.28
MLP1	41984LAA5				425,576.00	385,146.28
		HEALTHCARE RLTY HLDGS LP	COMPANY GUAR 01/28 3.625	3.625	01/15/2028	
					440,000.00	390,772.39
MLK3	42225UAK0				440,000.00	390,772.39
		HEALTHCARE RLTY HLDGS LP	COMPANY GUAR 03/31 2.05	2.050	03/15/2031	
					540,000.00	396,038.52
MLK3	42225UAM6				540,000.00	396,038.52
		HEALTH EQUITY INC	COMPANY GUAR 144A 10/29 4.5	4.500	10/01/2029	
					206,000.00	180,023.40
MLP1	42226AAA5				206,000.00	180,023.40
		HELIOS SOFT/ION CORP SOL	SR SECURED 144A 05/28 4.625	4.625	05/01/2028	
					737,000.00	560,101.57
MLP1	42329HAA6				325,000.00	246,991.87
MLP2	42329HAA6				412,000.00	313,109.70
		HERC HOLDINGS INC	COMPANY GUAR 144A 07/27 5.5	5.500	07/15/2027	
					143,000.00	133,383.25
MLP1	42704LAA2				143,000.00	133,383.25
		HERCULES CAPITAL INC	SR UNSECURED 01/27 3.375	3.375	01/20/2027	
					465,000.00	399,205.88
MLK5	427096AJ1				465,000.00	399,205.88
		HERENS HOLDCO SARL	SR SECURED 144A 05/28 4.75	4.750	05/15/2028	
					472,000.00	352,777.52
MLP1	427169AA5				472,000.00	352,777.52
		HESS MIDSTREAM OPERATION	COMPANY GUAR 144A 02/30 4.25	4.250	02/15/2030	
					90,000.00	76,945.88
MLP1	428102AE7				90,000.00	76,945.88

DCMT COMPOSITE
COMPOSITE
SCHEDULE H, LINE 4I - SCHEDULE OF ASSETS
(HELD AT END OF YEAR)



DCMT COMPOSITE
COMPOSITE
SCHEDULE H, LINE 4I - SCHEDULE OF ASSETS
(HELD AT END OF YEAR)

(A) (B) IDENTITY OF ISSUER (C) DESCRIPTION OF INVESTMENT RATE MAT DATE (E) CURRENT

DCMT COMPOSITE
COMPOSITE
SCHEDULE H, LINE 4I - SCHEDULE OF ASSETS
(HELD AT END OF YEAR)

(A) FUND	(B) IDENTITY OF ISSUER	(C) DESCRIPTION OF INVESTMENT SHARES/PAR	RATE	MAT DATE (D) COST	(E) CURRENT VALUE
MLP1	44332PAG6	499,000.00		501,391.70	435,817.84
	HUDBAY MINERALS INC	COMPANY GUAR 144A 04/29 6.125	6.125	04/01/2029	
		665,000.00		623,304.21	601,791.44
MLK3	443628AH5	65,000.00		65,216.67	58,821.72
MLP1	443628AH5	209,000.00		213,030.04	189,134.45
MLP2	443628AH5	391,000.00		345,057.50	353,835.27
	HUDBAY MINERALS INC	COMPANY GUAR 144A 04/26 4.5	4.500	04/01/2026	
		1,575,000.00		1,502,687.24	1,430,634.96
MLP1	443628AJ1	756,000.00		731,251.04	686,704.78
MLP2	443628AJ1	819,000.00		771,436.20	743,930.18
	HUDSON PACIFIC PROPERTIE	COMPANY GUAR 02/28 5.95	5.950	02/15/2028	
		590,000.00		587,722.60	551,667.89
MLK5	44409MAD8	590,000.00		587,722.60	551,667.89
	HUGHES SATELLITE SYSTEMS	COMPANY GUAR 08/26 6.625	6.625	08/01/2026	
		710,000.00		741,566.60	662,245.40
MLP2	444454AF9	710,000.00		741,566.60	662,245.40
	HUMANA INC	SR UNSECURED 04/30 4.875	4.875	04/01/2030	
		355,000.00		402,427.53	348,879.51
MLK3	444859BN1	355,000.00		402,427.53	348,879.51
	HUMANA INC	SR UNSECURED 03/29 3.7	3.700	03/23/2029	
		160,000.00		159,795.20	146,768.07
MLK3	444859BT8	160,000.00		159,795.20	146,768.07
	HUNTINGTON INGALLS INDUS	COMPANY GUAR 08/23 0.67	0.670	08/16/2023	
		975,000.00		975,000.00	946,664.61
MLK5	446413AW6	975,000.00		975,000.00	946,664.61
	HYUNDAI CAPITAL AMERICA	SR UNSECURED 144A 10/25 1.8	1.800	10/15/2025	
		1,280,000.00		1,286,479.80	1,149,456.08
MLK3	44891ABN6	1,280,000.00		1,286,479.80	1,149,456.08
	HYUNDAI CAPITAL AMERICA	SR UNSECURED 144A 09/28 2.1	2.100	09/15/2028	
		1,105,000.00		1,103,784.50	906,213.57
MLK3	44891ACA3	410,000.00		409,549.00	336,242.14
MLK5	44891ACA3	695,000.00		694,235.50	569,971.43
	HYUNDAI CAPITAL SERVICES	SR UNSECURED 144A 04/25 2.125	2.125	04/24/2025	
		325,000.00		324,151.75	297,357.16
MLK5	44920UAS7	325,000.00		324,151.75	297,357.16
	IAA INC	SR UNSECURED 144A 06/27 5.5	5.500	06/15/2027	
		696,000.00		713,918.85	679,027.25
MLP1	449253AB9	696,000.00		713,918.85	679,027.25

DCMT COMPOSITE
COMPOSITE
SCHEDULE H, LINE 4I - SCHEDULE OF ASSETS
(HELD AT END OF YEAR)

(A) FUND	(B) IDENTITY OF ISSUER	(C) DESCRIPTION OF INVESTMENT SHARES/PAR	RATE	MAT DATE (D) COST	(E) CURRENT VALUE
	IHO VERWALTUNGS GMBH	SR SECURED 144A 05/27 6	6.000	05/15/2027	
		349,000.00		366,104.49	305,222.28
MLP1	44963BAE8	349,000.00		366,104.49	305,222.28
	ILIAD HOLDING SAS	SR SECURED 144A 10/26 6.5	6.500	10/15/2026	
		511,000.00		517,566.40	473,928.91
MLP1	449691AA2	511,000.00		517,566.40	473,928.91
	ILIAD HOLDING SAS	SR SECURED 144A 10/28 7	7.000	10/15/2028	
		1,552,000.00		1,529,175.50	1,402,682.16
MLP1	449691AC8	592,000.00		595,063.00	535,043.71
MLP2	449691AC8	960,000.00		934,112.50	867,638.45
	IRB HOLDING CORP	SR SECURED 144A 06/25 7	7.000	06/15/2025	
		196,000.00		196,058.80	195,510.00
MLP1	44988MAC9	196,000.00		196,058.80	195,510.00
	ITT HOLDINGS LLC	SR UNSECURED 144A 08/29 6.5	6.500	08/01/2029	
		1,091,000.00		1,053,850.00	918,774.74
MLP1	45074JAA2	131,000.00		131,000.00	110,320.34
MLP2	45074JAA2	960,000.00		922,850.00	808,454.40
	IHEARTCOMMUNICATIONS INC	COMPANY GUAR 05/27 8.375	8.375	05/01/2027	
		526,223.00		549,975.89	447,356.64
MLP1	45174HBD8	526,223.00		549,975.89	447,356.64
	IHEARTCOMMUNICATIONS INC	SR SECURED 144A 08/27 5.25	5.250	08/15/2027	
		347,000.00		356,909.21	293,937.91
MLP1	45174HBE6	347,000.00		356,909.21	293,937.91
	IHEARTCOMMUNICATIONS INC	SR SECURED 144A 01/28 4.75	4.750	01/15/2028	
		290,000.00		290,000.00	236,158.60
MLP1	45174HBG1	290,000.00		290,000.00	236,158.60
	ILLUMINATE BUYER/HLDG	SR UNSECURED 144A 07/28 9	9.000	07/01/2028	
		216,000.00		237,526.64	180,840.90
MLP1	45232TAA9	216,000.00		237,526.64	180,840.90
	ILLUMINA INC	SR UNSECURED 12/27 5.75	5.750	12/13/2027	
		300,000.00		299,589.00	303,098.04
MLK5	452327AP4	300,000.00		299,589.00	303,098.04
	IMOLA MERGER CORP	SR SECURED 144A 05/29 4.75	4.750	05/15/2029	
		775,000.00		787,549.42	672,367.89
MLP2	45258LAA5	775,000.00		787,549.42	672,367.89
	CRESCENT ENERGY FINANCE	COMPANY GUAR 144A 05/26 7.25	7.250	05/01/2026	
		720,000.00		723,600.00	678,484.80

DCMT COMPOSITE
COMPOSITE
SCHEDULE H, LINE 4I - SCHEDULE OF ASSETS
(HELD AT END OF YEAR)

(A) FUND	(B) IDENTITY OF ISSUER	(C) DESCRIPTION OF INVESTMENT SHARES/PAR	RATE	MAT DATE (D) COST	(E) CURRENT VALUE
MLP2	45344LAA1	720,000.00		723,600.00	678,484.80
		INEOS QUATTRO FINANCE 2	SR SECURED 144A 01/26 3.375	3.375 01/15/2026	
				212,000.00	196,205.40
MLP1	45674GAA2	212,000.00		196,205.40	194,775.00
		INGEVITY CORP	COMPANY GUAR 144A 11/28 3.875	3.875 11/01/2028	
				145,000.00	141,737.50
MLP1	45688CAB3	145,000.00		141,737.50	124,361.95
		INNOPHOS HOLDINGS INC	SR UNSECURED 144A 02/28 9.375	9.375 02/15/2028	
				395,000.00	404,940.97
MLP1	45774NAB4	395,000.00		404,940.97	386,112.50
		INTERFACE INC	COMPANY GUAR 144A 12/28 5.5	5.500 12/01/2028	
				331,000.00	346,426.64
MLP1	458665AS5	331,000.00		346,426.64	273,303.87
		INTERNATIONAL GAME TECH	SR SECURED 144A 02/25 6.5	6.500 02/15/2025	
				256,000.00	265,237.83
MLP1	460599AC7	256,000.00		265,237.83	257,559.04
		INTERNATIONAL GAME TECH	SR SECURED 144A 04/26 4.125	4.125 04/15/2026	
				315,000.00	324,902.94
MLP1	460599AF0	315,000.00		324,902.94	293,786.14
		INTESA SANPAOLO SPA	SR UNSECURED 144A 11/25 7	7.000 11/21/2025	
				390,000.00	389,212.20
MLK5	46115HBU0	390,000.00		389,212.20	397,462.22
		ION TRADING TECHNOLOGIES	SR SECURED 144A 05/28 5.75	5.750 05/15/2028	
				1,551,000.00	1,476,904.49
MLP1	46205YAA9	376,000.00		367,604.74	313,490.00
MLP2	46205YAA9	1,175,000.00		1,109,299.75	979,656.25
		IQVIA INC	COMPANY GUAR 144A 05/27 5	5.000 05/15/2027	
				193,000.00	201,852.55
MLP1	46266TAA6	193,000.00		201,852.55	183,986.90
		IRIS HOLDINGS INC	SR UNSECURED 144A 02/26 8.75	8.750 02/15/2026	
				139,000.00	139,238.54
MLP1	46272EAA1	139,000.00		139,238.54	118,845.00
		IRON MOUNTAIN INC	COMPANY GUAR 144A 09/27 4.875	4.875 09/15/2027	
				74,000.00	73,830.00
MLP1	46284VAC5	74,000.00		73,830.00	68,050.40
		IRON MOUNTAIN INC	COMPANY GUAR 144A 03/28 5.25	5.250 03/15/2028	
				290,000.00	303,480.02
					266,800.00

DCMT COMPOSITE
COMPOSITE
SCHEDULE H, LINE 4I - SCHEDULE OF ASSETS
(HELD AT END OF YEAR)

(A) FUND	(B) IDENTITY OF ISSUER	(C) DESCRIPTION OF INVESTMENT SHARES/PAR	RATE	MAT DATE (D) COST	(E) CURRENT VALUE
MLP1	46284VAE1	290,000.00		303,480.02	266,800.00
	IRON MOUNTAIN INC	COMPANY GUAR 144A 07/28 5	5.000	07/15/2028	
		295,000.00		299,758.60	264,963.26
MLP1	46284VAG6	295,000.00		299,758.60	264,963.26
	JBS USA/FOOD/FINANCE	COMPANY GUAR 144A 04/33 5.75	5.750	04/01/2033	
		300,000.00		295,734.00	286,134.00
MLK5	46590XAH9	300,000.00		295,734.00	286,134.00
	JBS USA/FOOD/FINANCE	COMPANY GUAR 144A 12/52 6.5	6.500	12/01/2052	
		580,000.00		582,006.80	551,908.45
MLK5	46590XAJ5	580,000.00		582,006.80	551,908.45
	JACK IN THE BOX FUNDING, LLC	JACK 2022 1A A2I 144A	3.445	02/26/2052	
		944,615.00		944,615.00	818,609.03
MLK3	466365AD5	944,615.00		944,615.00	818,609.03
	JPMORGAN CHASE + CO	SUBORDINATED 05/31 VAR	1.000	05/13/2031	
		720,000.00		741,673.03	594,973.75
MLK3	46647PBP0	720,000.00		741,673.03	594,973.75
	JAB HOLDINGS BV	SR UNSECURED 144A 04/52 4.5	4.500	04/08/2052	
		335,000.00		329,150.90	228,772.57
MLK5	46653KAC2	335,000.00		329,150.90	228,772.57
	JACKSON FINANCIAL INC	SR UNSECURED 11/51 4	4.000	11/23/2051	
		175,000.00		173,218.50	111,855.47
MLK5	46817MAN7	175,000.00		173,218.50	111,855.47
	JACKSON FINANCIAL INC	SR UNSECURED 06/27 5.17	5.170	06/08/2027	
		780,000.00		783,603.60	770,188.49
MLK3	46817MAR8	780,000.00		783,603.60	770,188.49
	JAMES HARDIE INTL FIN	COMPANY GUAR 144A 01/28 5	5.000	01/15/2028	
		367,000.00		387,156.45	336,722.50
MLP1	47032FAB5	367,000.00		387,156.45	336,722.50
	KAR AUCTION SERVICES INC	COMPANY GUAR 144A 06/25 5.125	5.125	06/01/2025	
		690,000.00		683,557.22	674,088.41
MLP1	48238TAA7	690,000.00		683,557.22	674,088.41
	KAISER ALUMINUM CORP	COMPANY GUAR 144A 03/28 4.625	.38TAA7	S5BI2I 19 6.45	336,722.50 F2.50 F2.50 F

DCMT COMPOSITE
COMPOSITE
SCHEDULE H, LINE 4I - SCHEDULE OF ASSETS
(HELD AT END OF YEAR)

(A) FUND	(B) IDENTITY OF ISSUER	(C) DESCRIPTION OF INVESTMENT SHARES/PAR	RATE	MAT DATE	(D) COST	(E) CURRENT VALUE
		KEN GARFF AUTOMOTIVE LLC	SR UNSECURED 144A 09/28 4.875		4.875 09/15/2028	
					825,000.00	690,135.57
MLP2	48850PAA2				825,000.00	690,135.57
		KENNEDY WILSON INC	COMPANY GUAR 03/29 4.75		4.750 03/01/2029	
					1,000,000.00	792,546.80
MLP2	489399AL9				1,000,000.00	792,546.80
		KINETIK HOLDINGS LP	COMPANY GUAR 144A 06/30 5.875		5.875 06/15/2030	
					170,000.00	159,423.11
MLK3	49461MAA8				170,000.00	159,423.11
		KORN/FERRY INTERNATIONAL	COMPANY GUAR 144A 12/27 4.625		4.625 12/15/2027	
					750,000.00	690,757.50
MLP2	50067PAA7				750,000.00	690,757.50
		LABL INC	SR SECURED 144A 11/28 5.875		5.875 11/01/2028	
					765,000.00	666,521.55
MLP2	50168QAC9				765,000.00	666,521.55
		BATH + BODY WORKS INC	COMPANY GUAR 11/35 6.875		6.875 11/01/2035	
					60,000.00	53,334.00
MLP1	501797AL8				60,000.00	53,334.00
		BATH + BODY WORKS INC	COMPANY GUAR 06/29 7.5		7.500 06/15/2029	
					501,000.00	494,587.20
MLP1	501797AR5				501,000.00	494,587.20
		BATH + BODY WORKS INC	COMPANY GUAR 144A 10/30 6.625		6.625 10/01/2030	
					356,000.00	334,071.47
MLK3	501797AW4				120,000.00	112,608.36
MLP1	501797AW4				236,000.00	221,463.11
		LFS TOPCO LLC	COMPANY GUAR 144A 10/26 5.875		5.875 10/15/2026	
					615,000.00	495,537.34
MLP2	50203TAA4				615,000.00	495,537.34
		LPL HOLDINGS INC	COMPANY GUAR 144A 11/27 4.625		4.625 11/15/2027	
					165,000.00	154,123.40
MLP2	50212YAC8				165,000.00	154,123.40
		LPL HOLDINGS INC	COMPANY GUAR 144A 03/29 4		4.000 03/15/2029	
					455,000.00	395,895.50
MLP2	50212YAD6				455,000.00	395,895.50
		LADDER CAP FIN LLLP/CORP	COMPANY GUAR 144A 10/25 5.25		5.250 10/01/2025	
					433,000.00	406,821.13
MLP1	505742AG1				433,000.00	406,821.13

DCMT COMPOSITE
COMPOSITE
SCHEDULE H, LINE 4I - SCHEDULE OF ASSETS
(HELD AT END OF YEAR)

(A) FUND	(B) IDENTITY OF ISSUER	(C) DESCRIPTION OF INVESTMENT SHARES/PAR	RATE	MAT DATE	(D) COST	(E) CURRENT VALUE			
MLP1	538034AR0	LIVE NATION ENTERTAINMEN COMPANY GUAR 144A 10/27 4.75 136,000.00 136,000.00	4.750	10/15/2027	137,903.49 137,903.49	121,280.72 121,280.72			
MLP1	538034AV1	LIVE NATION ENTERTAINMEN SR SECURED 144A 05/27 6.5 422,000.00 422,000.00	6.500	05/15/2027	422,000.00 422,000.00	413,248.13 413,248.13			
MLP1	538034AX7	LIVE NATION ENTERTAINMEN SR SECURED 144A 01/28 3.75 232,000.00 232,000.00	3.750	01/15/2028	232,428.50 232,428.50	197,681.98 197,681.98			
MLP1	541056AA5	GOTO GROUP INC SR SECURED 144A 09/27 5.5 743,000.00 743,000.00	5.500	09/01/2027	741,322.66 741,322.66	399,601.69 399,601.69			
MLK5	548661ED5	LOWE S COS INC SR UNSECURED 09/28 1.7 285,000.00 285,000.00	1.700	09/15/2028	284,364.45 284,364.45	239,838.21 239,838.21			
MLK3	548661EJ2	LOWE S COS INC SR UNSECURED 04/52 4.25 325,000.00 325,000.00	4.250	04/01/2052	284,724.10 284,724.10	259,757.30 259,757.30			
MLK3	548661EM5	LOWE S COS INC SR UNSECURED 04/53 5.625 190,000.00 190,000.00	5.625	04/15/2053	196,593.00 196,593.00	180,654.92 180,654.92			
MLK5	552676AV0	MDC HOLDINGS INC COMPANY GUAR 08/61 3.966 360,000.00 360,000.00	3.966	08/06/2061	360,000.00 360,000.00	202,588.14 202,588.14			
MLK5 4	3NANCSTMENT	TTTTTTTTTTTTT 5 8AM0M M	360,000.00			202,588.14			
MLK5		202,588.14							
MLK5 4	3NANCSTMENT	TTTTTTTTTTTTT N TTTTT23	548661EJ2			325,000.00			
(MLK5	202,588.14)Tj 0 0 Td 0 -19.PH ACQUISI	136,000.00	100	TTTTT	10 TTTTT	743,000.00	5	8AM3UC
53283AD4		284,724.10 9	SR UNSECURED 04 9		SR UNSECU74,1095.5				

DCMT COMPOSITE
COMPOSITE
SCHEDULE H, LINE 4I - SCHEDULE OF ASSETS
(HELD AT END OF YEAR)

(A) FUND	(B) IDENTITY OF ISSUER	(C) DESCRIPTION OF INVESTMENT SHARES/PAR	RATE	MAT DATE	(D) COST	(E) CURRENT VALUE
	MPLX LP	SR UNSECURED 03/52 4.95	4.950	03/14/2052		
		175,000.00		173,218.50		143,942.06
MLK5	55336VBT6	175,000.00		173,218.50		143,942.06
	MACQUARIE GROUP LTD	SR UNSECURED 144A 11/33 VAR	1.000	11/09/2033		
		280,000.00		280,000.00		264,693.27
MLK5	55608JBG2	280,000.00		280,000.00		264,693.27
	MADISON IAQ LLC	SR SECURED 144A 06/28 4.125	4.125	06/30/2028		
		257,000.00		257,059.31		210,740.00
MLK3	55760LAA5	110,000.00		110,170.38		90,200.00
MLP1	55760LAA5	147,000.00		146,888.93		120,540.00
	MADISON IAQ LLC	SR UNSECURED 144A 06/29 5.875	5.875	06/30/2029		
		461,000.00		463,456.95		315,968.87
MLP1	55760LAB3	461,000.00		463,456.95		315,968.87
	WARNERMEDIA HOLDINGS INC	COMPANY GUAR 144A 03/27 3.755	3.755	03/15/2027		
		935,000.00		902,105.98		844,130.01
MLK3	55903VAG8	935,000.00		902,105.98		844,130.01
	WARNERMEDIA HOLDINGS INC	COMPANY GUAR 144A 03/29 4.054	4.054	03/15/2029		
		245,000.00		245,000.00		212,361.54
MLK3	55903VAJ2	245,000.00		245,000.00		212,361.54
	WARNERMEDIA HOLDINGS INC	COMPANY GUAR 144A 03/52 5.141	5.141	03/15/2052		
		285,000.00		285,000.00		208,197.38
MLK5	55903VAQ6	285,000.00		285,000.00		208,197.38
	MAIN STREET CAPITAL CORP	SR UNSECURED 07/26 3	3.000	07/14/2026		
		465,000.00		473,095.65		401,511.69
MLK5	56035LAE4	465,000.00		473,095.65		401,511.69
	MARLETTE FUNDING TRUST	MFT 2021 3A A 144A	0.650	12/15/2031		
		74,203.62		74,201.45		73,236.41
MLK5	57108QAA1	74,203.62		74,201.45		73,236.41
	MARLETTE FUNDING TRUST	MFT 2022 3A A 144A	5.180	11/15/2032		
		108,546.58		108,538.52		107,683.63
MLK5	57109NAA7	108,546.58		108,538.52		107,683.63
	MARRIOTT INTERNATIONAL	SR UNSECURED 10/27 5	5.000	10/15/2027		
		405,000.00		401,468.40		400,251.31
MLK3	571903BJ1	405,000.00		401,468.40		400,251.31
	MATADOR RESOURCES CO	COMPANY GUAR 09/26 5.875	5.875	09/15/2026		
		316,000.00		318,238.53		303,675.20
MLP1	576485AE6	316,000.00		318,238.53		303,675.20

DCMT COMPOSITE
COMPOSITE
SCHEDULE H, LINE 4I - SCHEDULE OF ASSETS
(HELD AT END OF YEAR)

(A) FUND	(B) IDENTITY OF ISSUER	(C) DESCRIPTION OF INVESTMENT SHARES/PAR	RATE	MAT DATE	(D) COST	(E) CURRENT VALUE
		MATCH GROUP HLD II LLC	SR UNSECURED 144A 12/27 5	5.000	12/15/2027	
			187,000.00		171,319.28	172,040.00
MLK3	57665RAG1		187,000.00		171,319.28	172,040.00
		MATCH GROUP HLD II LLC	SR UNSECURED 144A 02/29 5.625	5.625	02/15/2029	
			96,000.00		89,183.04	89,280.00
MLP1	57665RAJ5		96,000.00		89,183.04	89,280.00
		MATCH GROUP HLD II LLC	SR UNSECURED 144A 06/28 4.625	4.625	06/01/2028	
			429,000.00		441,041.70	382,436.34
MLP1	57665RAN6		429,000.00		441,041.70	382,436.34
		MATTAMY GROUP CORP	SR UNSECURED 144A 12/27 5.25	5.250	12/15/2027	
			546,000.00		545,317.50	484,210.88
MLP2	57701RAJ1		546,000.00		545,317.50	484,210.88
		MATTAMY GROUP CORP	SR UNSECURED 144A 03/30 4.625	4.625	03/01/2030	
			235,000.00		211,065.00	190,459.10
MLP2	57701RAM4		235,000.00		211,065.00	190,459.10
		MATTEL INC	COMPANY GUAR 144A 12/27 5.875	5.875	12/15/2027	
			263,000.00		275,468.54	257,750.52
MLP1	577081BD3		263,000.00		275,468.54	257,750.52
		MCAFEE CORP	SR UNSECURED 144A 02/30 7.375	7.375	02/15/2030	
			1,777,000.00		1,723,287.46	1,429,224.58
MLP1	579063AB4		597,000.00		576,237.46	480,161.55
MLP2	579063AB4		1,180,000.00		1,147,050.00	949,063.03
		MCKESSON CORP	SR UNSECURED 08/26 1.3	1.300	08/15/2026	
			255,000.00		253,844.85	224,543.43
MLK5	581557BR5		255,000.00		253,844.85	224,543.43
		MELCO RESORTS FINANCE	SR UNSECURED 144A 12/29 5.375	5.375	12/04/2029	
			273,000.00		230,786.63	218,288.07
MLP2	58547DAD1		273,000.00		230,786.63	218,288.07
		MERITAGE HOMES CORP	COMPANY GUAR 144A 04/29 3.875	3.875	04/15/2029	
			416,000.00		417,100.00	350,480.00
MLP1	59001ABD3		416,000.00		417,100.00	350,480.00
		METHANEX CORP	SR UNSECURED 10/27 5.125	5.125	10/15/2027	
			875,000.00		882,236.82	811,562.50
MLK3	59151KAM0		150,000.00		149,986.82	139,125.00
MLP2	59151KAM0		725,000.00		732,250.00	672,437.50
			416,600.00		732,500.00	350,459310

DCMT COMPOSITE
COMPOSITE
SCHEDULE H, LINE 4I - SCHEDULE OF ASSETS
(HELD AT END OF YEAR)

(A) FUND	(B) IDENTITY OF ISSUER	(C) DESCRIPTION OF INVESTMENT SHARES/PAR	RATE	MAT DATE (D) COST	(E) CURRENT VALUE
MLP2	59155LAA0	465,000.00		437,100.00	390,359.52
	MICRON TECHNOLOGY INC	SR UNSECURED 02/27 4.185	4.185	02/15/2027	
		100,000.00		107,277.00	94,829.91
MLK3	595112BP7	100,000.00		107,277.00	94,829.91
	MICRON TECHNOLOGY INC	SR UNSECURED 11/29 6.75	6.750	11/01/2029	
		585,000.00		584,257.05	596,266.14
MLK5	595112BV4	585,000.00		584,257.05	596,266.14
	MIDWEST GMNG BOR/MWG FIN	SR SECURED 144A 05/29 4.875	4.875	05/01/2029	
		292,000.00		292,221.76	248,452.33
MLP1	59833DAB6	292,000.00		292,221.76	248,452.33
	MILEAGE PLUS HLDINGS LLC	SR SECURED 144A 06/27 6.5	6.500	06/20/2027	
		921,312.88		939,574.94	915,970.97
MLK3	599191AA1	463,529.87		476,688.14	460,842.25
MLP1	599191AA1	457,783.01		462,886.80	455,128.72
	MINERAL RESOURCES LTD	SR UNSECURED 144A 05/27 8.125	8.125	05/01/2027	
		396,000.00		411,840.00	398,745.76
MLP2	603051AA1	396,000.00		411,840.00	398,745.76
	MINERAL RESOURCES LTD	SR UNSECURED 144A 11/27 8	8.000	11/01/2027	
		302,000.00		302,000.00	308,801.04
MLP2	603051AC7	302,000.00		302,000.00	308,801.04
	MINERALS TECHNOLOGIES IN	COMPANY GUAR 144A 07/28 5	5.000	07/01/2028	
		772,000.00		740,082.60	687,543.20
MLP2	603158AA4	772,000.00		740,082.60	687,543.20
	ATHENAHEALTH GROUP INC	SR UNSECURED 144A 02/30 6.5	6.500	02/15/2030	
		577,000.00		576,037.50	425,209.86
MLP1	60337JAA4	577,000.00		576,037.50	425,209.86
	MOLINA HEALTHCARE INC	SR UNSECURED 144A 06/28 4.375	4.375	06/15/2028	
		80,000.00		71,784.37	73,007.20
MLK3	60855RAJ9	80,000.00		71,784.37	73,007.20
	MONDELEZ INTL HLDINGS NE	COMPANY GUAR 144A 09/24 0.75	0.750	09/24/2024	
		1,000,000.00		998,460.00	927,548.18
MLK5	60920LAQ7	1,000,000.00		998,460.00	927,548.18
	MOOG INC	COMPANY GUAR 144A 12/27 4.25	4.250	12/15/2027	
		755,000.00		732,350.00	698,375.00
MLP2	615394AM5	755,000.00		732,350.00	698,375.00
	MORGAN STANLEY DIRECT	SR UNSECURED 02/27 4.5	4.500	02/11/2027	
		260,000.00		259,344.80	240,431.62

DCMT COMPOSITE
COMPOSITE
SCHEDULE H, LINE 4I - SCHEDULE OF ASSETS
(HELD AT END OF YEAR)

(A) FUND	(B) IDENTITY OF ISSUER	(C) DESCRIPTION OF INVESTMENT SHARES/PAR	RATE	MAT DATE (D) COST	(E) CURRENT VALUE
MLK5	61774AAD5	260,000.00		259,344.80	240,431.62
	MEDLINE BORROWER LP	SR SECURED 144A 04/29 3.875	3.875	04/01/2029	
		958,000.00		849,443.44	771,075.04
MLK3	62482BAA0	72,000.00		72,000.00	57,951.36
MLP1	62482BAA0	58,000.00		50,955.00	46,683.04
MLP2	62482BAA0	828,000.00		726,488.44	666,440.64
	MEDLINE BORROWER LP	SR UNSECURED 144A 10/29 5.25	5.250	10/01/2029	
		664,000.00		566,994.82	527,395.28
MLP1	62482BAB8	664,000.00		566,994.82	527,395.28
	MURPHY OIL CORP	SR UNSECURED 07/28 6.375	6.375	07/15/2028	
		48,000.00		50,161.92	46,202.44
MLP2	626717AN2	48,000.00		50,161.92	46,202.44
	MURPHY OIL USA INC	COMPANY GUAR 09/29 4.75	4.750	09/15/2029	
		520,000.00		516,100.00	475,815.60
MLP2	626738AE8	520,000.00		516,100.00	475,815.60
	UTAH ACQUISITION SUB	COMPANY GUAR 06/26 3.95	3.950	06/15/2026	
		820,000.00		772,672.35	767,496.49
MLK3	62854AAN4	820,000.00		772,672.35	767,496.49
	NCR CORP	COMPANY GUAR 144A 09/27 5.75	5.750	09/01/2027	
		124,000.00		124,000.00	118,658.67
MLP1	62886EAU2	124,000.00		124,000.00	118,658.67
	NCR CORP	COMPANY GUAR 144A 09/29 6.125	6.125	09/01/2029	
		290,000.00		308,156.47	271,165.95
MLP1	62886EAV0	290,000.00		308,156.47	271,165.95
	NCR CORP	COMPANY GUAR 144A 10/28 5	5.000	10/01/2028	
		634,000.00		621,099.30	540,506.74
MLP1	62886EAY4	634,000.00		621,099.30	540,506.74
	NCR CORP	COMPANY GUAR 144A 10/30 5.25	5.250	10/01/2030	
		22,000.00		17,380.00	18,150.00
MLP1	62886EAZ1	22,000.00		17,380.00	18,150.00
	NCR CORP	COMPANY GUAR 144A 04/29 5.125	5.125	04/15/2029	
		596,000.00		562,497.50	498,584.30
MLP1	62886EBA5	109,000.00		93,925.00	91,184.04
MLP2	62886EBA5	487,000.00		468,572.50	407,400.26
	NCL CORPORATION LTD	SR UNSECURED 144A 12/24 3.625	3.625	12/15/2024	
		290,000.00		274,264.81	247,763.82
MLP2	62886HAP6	290,000.00		274,264.81	247,763.82

DCMT COMPOSITE
COMPOSITE
SCHEDULE H, LINE 4I - SCHEDULE OF ASSETS
(HELD AT END OF YEAR)

(A) FUND	(B) IDENTITY OF ISSUER	(C) DESCRIPTION OF INVESTMENT SHARES/PAR	RATE	MAT DATE	(D) COST	(E) CURRENT VALUE
	NCL CORPORATION LTD	COMPANY GUAR 144A 03/26 5.875	5.875	03/15/2026		
		942,000.00		923,690.74		741,872.10
MLP1	62886HBA8	207,000.00		212,645.70		163,022.85
MLP2	62886HBA8	735,000.00		711,045.04		578,849.25
	NCL CORPORATION LTD	SR SECURED 144A 02/27 5.875	5.875	02/15/2027		
		240,000.00		239,975.00		207,912.00
MLP2	62886HBE0	240,000.00		239,975.00		207,912.00
	NCL CORPORATION LTD	SR UNSECURED 144A 02/29 7.75	7.750	02/15/2029		
		212,000.00		212,000.00		159,538.48
MLP1	62886HBG5	62,000.00		62,000.00		46,657.48
MLP2	62886HBG5	150,000.00		150,000.00		112,881.00
	NCL FINANCE LTD	COMPANY GUAR 144A 03/28 6.125	6.125	03/15/2028		
		130,000.00		133,466.67		95,968.77
MLP2	62888HAA7	130,000.00		133,466.67		95,968.77
	NGL ENRGY PART LP/FIN CO	COMPANY GUAR 03/25 6.125	6.125	03/01/2025		
		510,000.00		446,250.00		415,650.00
MLP2	62913TAM4	510,000.00		446,250.00		415,650.00
	NMI HOLDINGS	SR SECURED 144A 06/25 7.375	7.375	06/01/2025		
		505,000.00		531,635.10		510,050.00
MLP2	629209AA5	505,000.00		531,635.10		510,050.00
	NGL ENRGY OP/FIN CORP	SR SECURED 144A 02/26 7.5	7.500	02/01/2026		
		900,000.00		888,750.00		800,167.41
MLP2	62922LAA6	900,000.00		888,750.00		800,167.41
	NRG ENERGY INC	COMPANY GUAR 144A 06/29 5.25	5.250	06/15/2029		
		800,000.00		837,073.05		703,543.91
MLP1	629377CH3	275,000.00		286,398.05		241,843.22
MLP2	629377CH3	525,000.00		550,675.00		461,700.69
	NRG ENERGY INC	SR SECURED 144A 06/29 4.45	4.450	06/15/2029		
		440,000.00		449,763.38		389,529.65
MLK3	629377CL4	440,000.00		449,763.38		389,529.65
	NRG ENERGY INC	COMPANY GUAR 144A 02/31 3.625	3.625	02/15/2031		
		429,000.00		434,198.78		326,340.55
MLP1	629377CR1	429,000.00		434,198.78		326,340.55
	NRG ENERGY INC	COMPANY GUAR 144A 02/32 3.875	3.875	02/15/2032		
		721,000.00		690,996.62		541,507.05
MLP1	629377CS9	496,000.00		465,996.62		372,520.80
MLP2	629377CS9	225,000.00		225,000.00		168,986.25

DCMT COMPOSITE
COMPOSITE
SCHEDULE H, LINE 4I - SCHEDULE OF ASSETS
(HELD AT END OF YEAR)

(A) FUND	(B) IDENTITY OF ISSUER	(C) DESCRIPTION OF INVESTMENT SHARES/PAR	RATE	MAT DATE	(D) COST	(E) CURRENT VALUE
		NXP BV/NXP FUNDING LLC	COMPANY GUAR 03/26 5.35		5.350 03/01/2026	
			150,000.00		169,251.00	149,296.31
MLK3	62947QBB3		150,000.00		169,251.00	149,296.31
		NXP BV/NXP FDG/NXP USA	COMPANY GUAR 05/25 2.7		2.700 05/01/2025	
			35,000.00		34,970.60	32,968.08
MLK3	62954HAW8		35,000.00		34,970.60	32,968.08
		NXP BV/NXP FDG/NXP USA	COMPANY GUAR 05/27 3.15		3.150 05/01/2027	
			390,000.00		418,437.00	353,828.76
MLK3	62954HAX6		390,000.00		418,437.00	353,828.76
		NABORS INDUSTRIES INC	COMPANY GUAR 144A 05/27 7.375		7.375 05/15/2027	
			704,000.00		719,276.25	681,961.09
MLP1	62957HAJ4		144,000.00		139,982.50	139,492.04
MLP2	62957HAJ4		560,000.00		579,293.75	542,469.05
		NABORS INDUSTRIES LTD	COMPANY GUAR 144A 01/26 7.25		7.250 01/15/2026	
			806,000.00		769,401.59	759,573.55
MLP1	629571AA8		216,000.00		181,251.59	203,558.17
MLP2	629571AA8		590,000.00		588,150.00	556,015.38
		NATIONAL BANK OF CANADA	COMPANY GUAR 08/24 0.75		0.750 08/06/2024	
			1,000,000.00		999,530.00	930,390.99
MLK5	63307A2P9		1,000,000.00		999,530.00	930,390.99
		NATWEST GROUP PLC	SR UNSECURED 11/26 VAR		1.000 11/10/2026	
			840,000.00		840,000.00	874,868.79
MLK3	639057AG3		285,000.00		285,000.00	296,830.48
MLK5	639057AG3		555,000.00		555,000.00	578,038.31
		NAVIENT CORP	SR UNSECURED 10/24 5.875		5.875 10/25/2024	
			128,000.00		135,718.40	123,846.43
MLP1	63938CAB4		128,000.00		135,718.40	123,846.43
		NAVIENT CORP	SR UNSECURED 06/25 6.75		6.750 06/25/2025	
			131,000.00		134,912.50	125,747.90
MLP1	63938CAH1		131,000.00		134,912.50	125,747.90
		NEPTUNE BIDCO US INC	SR SECURED 144A 04/29 9.29		9.290 04/15/2029	
			294,000.00		271,960.28	277,095.00
MLP1	640695AA0		294,000.00		271,960.28	277,095.00
		NETFLIX INC	SR UNSECURED 05/29 6.375		6.375 05/15/2029	
			75,000.00		75,000.00	77,196.55
MLK3	64110LAX4		75,000.00		75,000.00	77,196.55

DCMT COMPOSITE
COMPOSITE
SCHEDULE H, LINE 4I - SCHEDULE OF ASSETS
(HELD AT END OF YEAR)

(A) FUND	(B) IDENTITY OF ISSUER	(C) DESCRIPTION OF INVESTMENT SHARES/PAR	RATE	MAT DATE	(D) COST	(E) CURRENT VALUE
		NEWELL BRANDS INC	SR UNSECURED 09/27 6.375	6.375	09/15/2027	
			128,000.00		127,119.36	127,246.08
MLP1	651229BC9		128,000.00		127,119.36	127,246.08
		NEWELL BRANDS INC	SR UNSECURED 09/29 6.625	6.625	09/15/2029	
			152,000.00		152,000.00	150,100.00
MLP1	651229BD7		152,000.00		152,000.00	150,100.00
		NEXTERA ENERGY CAPITAL	COMPANY GUAR 01/32 2.44	2.440	01/15/2032	
			535,000.00		534,850.20	433,651.44
MLK3	65339KBZ2		535,000.00		534,850.20	433,651.44
		NEXTERA ENERGY CAPITAL	COMPANY GUAR 01/52 3	3.000	01/15/2052	
			385,000.00		385,023.16	253,471.44
MLK3	65339KCA6		385,000.00		385,023.16	253,471.44
		NEXTERA ENERGY CAPITAL	COMPANY GUAR 03/82 VAR	1.000	03/15/2082	
			235,000.00		235,000.00	191,753.45
MLK5	65339KCB4		235,000.00		235,000.00	191,753.45
		NEXTERA ENERGY CAPITAL	COMPANY GUAR 07/32 5	5.000	07/15/2032	
			150,000.00		157,977.00	147,730.07
MLK3	65339KCJ7		150,000.00		157,977.00	147,730.07
		NEXTERA ENERGY OPERATING	COMPANY GUAR 144A 09/27 4.5	4.500	09/15/2027	
			242,000.00		239,077.07	221,493.38
MLP1	65342QAB8		242,000.00		239,077.07	221,493.38
		NEXTERA ENERGY OPERATING	COMPANY GUAR 144A 07/24 4.25	4.250	07/15/2024	
			922,000.00		913,686.00	894,342.97
MLP1	65342QAK8		205,000.00		211,026.00	198,850.66
MLP2	65342QAK8		717,000.00		702,660.00	695,492.31
		NFP CORP	SR UNSECURED 144A 08/28 6.875	6.875	08/15/2028	
			952,000.00		973,355.28	784,713.60
MLP1	65342RAD2		952,000.00		973,355.28	784,713.60
		NFP CORP	SR SECURED 144A 08/28 4.875	4.875	08/15/2028	
			500,000.00		465,827.50	425,647.87
MLP1	65342RAE0		269,000.00		269,477.50	228,998.55
MLP2	65342RAE0		231,000.00		196,350.00	196,649.32
		NFP CORP	SR SECURED 144A 10/30 7.5	7.500	10/01/2030	
			452,000.00		453,860.82	425,053.43
MLP1	65342RAF7		452,000.00		453,860.82	425,053.43
		GEN DIGITAL INC	COMPANY GUAR 144A 09/27 6.75	6.750	09/30/2027	
			433,000.00		432,202.50	424,340.00

DCMT COMPOSITE
COMPOSITE
SCHEDULE H, LINE 4I - SCHEDULE OF ASSETS
(HELD AT END OF YEAR)

(A) FUND	(B) IDENTITY OF ISSUER	(C) DESCRIPTION OF INVESTMENT SHARES/PAR	RATE	MAT DATE (D) COST	(E) CURRENT VALUE
MLK5	67077MAZ1	250,000.00		249,900.00	253,264.78
	CHORD ENERGY CORP	COMPANY GUAR 144A 06/26 6.375	6.375	06/01/2026	
		709,000.00		725,045.00	690,516.37
MLP2	674215AL2	709,000.00		725,045.00	690,516.37
	OCCIDENTAL PETROLEUM COR	SR UNSECURED 03/26 5.55	5.550	03/15/2026	
		145,000.00		153,712.50	144,456.25
MLP2	674599DC6	145,000.00		153,712.50	144,456.25
	OCCIDENTAL PETROLEUM COR	SR UNSECURED 05/31 7.5	7.500	05/01/2031	
		234,000.00		238,568.70	250,869.06
MLP1	674599DD4	234,000.00		238,568.70	250,869.06
	OCCIDENTAL PETROLEUM COR	SR UNSECURED 09/31 7.875	7.875	09/15/2031	
		375,000.00		469,925.00	412,875.00
MLP2	674599DE2	375,000.00		469,925.00	412,875.00
	OCCIDENTAL PETROLEUM COR	SR UNSECURED 09/36 6.45	6.450	09/15/2036	
		482,000.00		600,197.41	491,640.00
MLP1	674599DF9	482,000.00		600,197.41	491,640.00
	OCCIDENTAL PETROLEUM COR	SR UNSECURED 03/40 6.2	6.200	03/15/2040	
		255,000.00		256,423.00	247,716.17
MLK3	674599DJ1	255,000.00		256,423.00	247,716.17
	OCCIDENTAL PETROLEUM COR	SR UNSECURED 03/46 6.6	6.600	03/15/2046	
		285,000.00		241,836.81	293,262.15
MLP1	674599DL6	285,000.00		241,836.81	293,262.15
	OCCIDENTAL PETROLEUM COR	SR UNSECURED 07/27 8.5	8.500	07/15/2027	
		80,000.00		96,546.67	86,154.95
MLK3	674599DZ5	80,000.00		96,546.67	86,154.95
	OCCIDENTAL PETROLEUM COR	SR UNSECURED 07/30 8.875	8.875	07/15/2030	
		160,000.00		202,900.00	180,640.72
MLK3	674599EA9	160,000.00		202,900.00	180,640.72
	OCCIDENTAL PETROLEUM COR	SR UNSECURED 09/30 6.625	6.625	09/01/2030	
		361,000.00		387,980.12	373,050.18
MLP1	674599ED3	361,000.00		387,980.12	373,050.18
	OCCIDENTAL PETROLEUM COR	SR UNSECURED 12/25 5.5	5.500	12/01/2025	
		355,000.00		373,743.75	353,796.55
MLP2	674599EE1	355,000.00		373,743.75	353,796.55
	OCCIDENTAL PETROLEUM COR	SR UNSECURED 01/31 6.125	6.125	01/01/2031	
		1,103,000.00		1,250,943.08	1,113,136.16
MLP1	674599EF8	378,000.00		405,305.58	381,473.68

DCMT COMPOSITE
COMPOSITE
SCHEDULE H, LINE 4I - SCHEDULE OF ASSETS
(HELD AT END OF YEAR)

(A) FUND	(B) IDENTITY OF ISSUER	(C) DESCRIPTION OF INVESTMENT SHARES/PAR	RATE	MAT DATE (D) COST	(E) CURRENT VALUE
MLP2	674599EF8	725,000.00		845,637.50	731,662.48
	OFFICE PPTY INCOME TRST	SR UNSECURED 02/27 2.4	2.400	02/01/2027	
		305,000.00		304,643.15	223,614.13
MLK5	67623CAE9	305,000.00		304,643.15	223,614.13
	OFFICE PPTY INCOME TRST	SR UNSECURED 10/31 3.45	3.450	10/15/2031	
		300,000.00		299,415.00	201,004.26
MLK5	67623CAF6	300,000.00		299,415.00	201,004.26
	OLYMPUS WTR US HLDG CORP	SR SECURED 144A 10/28 4.25	4.250	10/01/2028	
		448,000.00		432,027.50	363,705.32
MLP1	681639AA8	448,000.00		432,027.50	363,705.32
	OLYMPUS WTR US HLDG CORP	SR UNSECURED 144A 10/29 6.25	6.250	10/01/2029	
		229,000.00		180,507.50	173,788.98
MLP1	681639AB6	229,000.00		180,507.50	173,788.98
	ON SEMICONDUCTOR CORP	COMPANY GUAR 144A 09/28 3.875	3.875	09/01/2028	
		522,000.00		467,190.00	455,492.47
MLP2	682189AQ8	522,000.00		467,190.00	455,492.47
	1011778 BC / NEW RED FIN	SR SECURED 144A 01/28 3.875	3.875	01/15/2028	
		282,000.00		284,657.26	252,261.83
MLP1	68245XAH2	282,000.00		284,657.26	252,261.83
	1011778 BC / NEW RED FIN	SECURED 144A 01/28 4.375	4.375	01/15/2028	
		127,000.00		127,317.50	113,716.56
MLP1	68245XAJ8	127,000.00		127,317.50	113,716.56
	1011778 BC / NEW RED FIN	SR SECURED 144A 04/25 5.75	5.750	04/15/2025	
		253,000.00		255,581.25	251,026.18
MLP1	68245XAK5	253,000.00		255,581.25	251,026.18
	1011778 BC / NEW RED FIN	SECURED 144A 10/30 4	4.000	10/15/2030	
		240,000.00		223,177.20	194,198.47
MLP1	68245XAM1	240,000.00		223,177.20	194,198.47
	1375209 BC LTD	SR SECURED 144A 01/28 9	9.000	01/30/2028	
		32,000.00		31,920.00	31,160.00
MLP1	68251PAA5	32,000.00		31,920.00	31,160.00
	ONEMAIN FINANCE CORP	COMPANY GUAR 09/30 4	4.000	09/15/2030	
		22,000.00		16,390.00	16,415.07
MLP1	682691AA8	22,000.00		16,390.00	16,415.07
	OPEN TEXT CORP	SR SECURED 144A 12/27 6.9	6.900	12/01/2027	
		250,000.00		250,000.00	250,000.00
MLK5	683715AF3	250,000.00		250,000.00	250,000.00

DCMT COMPOSITE
COMPOSITE
SCHEDULE H, LINE 4I - SCHEDULE OF ASSETS
(HELD AT END OF YEAR)

(A) FUND	(B) IDENTITY OF ISSUER	(C) DESCRIPTION OF INVESTMENT SHARES/PAR	RATE	MAT DATE	(D) COST	(E) CURRENT VALUE
	ORACLE CORP	SR UNSECURED 03/28 2.3	2.300	03/25/2028		
		260,000.00			259,331.80	225,600.34
MLK3	68389XCD5	260,000.00			259,331.80	225,600.34
	OPTION CARE HEALTH INC	COMPANY GUAR 144A 10/29 4.375	4.375	10/31/2029		
		125,000.00			107,187.50	109,338.75
MLP2	68404LAA0	125,000.00			107,187.50	109,338.75
	ORGANON + CO/ORG	SR SECURED 144A 04/28 4.125	4.125	04/30/2028		
		1,203,000.00			1,163,092.50	1,065,136.20
MLP1	68622TAA9	448,000.00			442,067.50	396,659.20
MLP2	68622TAA9	755,000.00			721,025.00	668,477.00
	ORGANON + CO/ORG	SR UNSECURED 144A 04/31 5.125	5.125	04/30/2031		
		861,000.00			863,024.13	7400.NA000.00

DCMT COMPOSITE
COMPOSITE
SCHEDULE H, LINE 4I - SCHEDULE OF ASSETS

DCMT COMPOSITE
COMPOSITE
SCHEDULE H, LINE 4I - SCHEDULE OF ASSETS
(HELD AT END OF YEAR)

(A) FUND	(B) IDENTITY OF ISSUER	(C) DESCRIPTION OF INVESTMENT SHARES/PAR	RATE	MAT DATE (D) COST	(E) CURRENT VALUE
MLP1	70052LAA1	68,000.00		70,550.00	67,961.24
	PARK INTERMED HOLDINGS	SR SECURED 144A 10/28 5.875	5.875	10/01/2028	
		367,000.00		376,539.84	330,512.34
MLP1	70052LAB9	367,000.00		376,539.84	330,512.34
	PARK INTERMED HOLDINGS	SR SECURED 144A 05/29 4.875	4.875	05/15/2029	
		169,000.00		170,176.43	143,058.50
MLP1	70052LAC7	169,000.00		170,176.43	143,058.50
	PARK RIVER HOLDINGS INC	SR UNSECURED 144A 08/29 6.75	6.750	08/01/2029	
		700,000.00		532,000.00	480,441.34
MLP2	70082LAB3	700,000.00		532,000.00	480,441.34
	PARKER HANNIFIN CORP	SR UNSECURED 09/27 4.25	4.250	09/15/2027	
		185,000.00		184,607.80	179,696.21
MLK3	701094AR5	185,000.00		184,607.80	179,696.21
	PARKER HANNIFIN CORP	SR UNSECURED 09/29 4.5	4.500	09/15/2029	
		200,000.00		199,560.00	192,051.81
MLK3	701094AS3	200,000.00		199,560.00	192,051.81
	PATTERN ENERGY OP LP/PAT	COMPANY GUAR 144A 08/28 4.5	4.500	08/15/2028	
		755,000.00		744,301.65	677,462.62
MLP2	70339PAA7	755,000.00		744,301.65	677,462.62
	PAYSAFE FIN PLC/PAYSAFE	SR SECURED 144A 06/29 4	4.000	06/15/2029	
		690,000.00		589,087.50	533,025.00
MLP2	70452AAA1	690,000.00		589,087.50	533,025.00
	PERKINELMER INC	SR UNSECURED 09/29 3.3	3.300	09/15/2029	
		145,000.00		144,521.50	126,515.60
MLK3	714046AG4	145,000.00		144,521.50	126,515.60
	PERKINELMER INC	SR UNSECURED 09/28 1.9	1.900	09/15/2028	
		355,000.00		354,744.40	294,656.88
MLK3	714046AM1	355,000.00		354,744.40	294,656.88
	PERKINELMER INC	SR UNSECURED 09/31 2.25	2.250	09/15/2031	
		195,000.00		194,409.15	153,339.28
MLK3	714046AN9	195,000.00		194,409.15	153,339.28
	PETSMART INC/PETSMART FI	SR SECURED 144A 02/28 4.75	4.750	02/15/2028	
		520,000.00		533,654.58	470,572.33
MLP1	71677KAA6	520,000.00		533,654.58	470,572.33
	PETSMART INC/PETSMART FI	COMPANY GUAR 144A 02/29 7.75	7.750	02/15/2029	
		363,000.00		366,276.80	340,926.88
MLP1	71677KAB4	363,000.00		366,276.80	340,926.88

DCMT COMPOSITE
COMPOSITE
SCHEDULE H, LINE 4I - SCHEDULE OF ASSETS
(HELD AT END OF YEAR)

(A) FUND	(B) IDENTITY OF ISSUER	(C) DESCRIPTION OF INVESTMENT SHARES/PAR	RATE	MAT DATE	(D) COST	(E) CURRENT VALUE
		WILLIAMS SCOTSMAN INTL	SR SECURED 144A 06/25 6.125	6.125	06/15/2025	
			345,000.00		365,403.30	341,550.00
MLP1	71953LAA9		345,000.00		365,403.30	341,550.00
		PILGRIM S PRIDE CORP	COMPANY GUAR 144A 09/27 5.875	5.875	09/30/2027	
			150,000.00		151,499.20	145,496.45
MLP1	72147KAE8		150,000.00		151,499.20	145,496.45
		PILGRIM S PRIDE CORP	COMPANY GUAR 144A 04/31 4.25	4.250	04/15/2031	
			793,000.00		781,548.54	674,490.12
MLP1	72147KAF5		208,000.00		209,652.84	176,915.44
MLP2	72147KAF5		585,000.00		571,895.70	497,574.68
		PILGRIM S PRIDE CORP	COMPANY GUAR 144A 03/32 3.5	3.500	03/01/2032	
			781,000.00		775,699.81	611,132.50
MLP1	72147KAG3		556,000.00		550,699.81	435,070.00
MLP2	72147KAG3		225,000.00		225,000.00	176,062.50
		PLANET FITNESS MASTER ISSUER L PLNT 2022 1A A2I 144A	3.251	12/05/2051		
			590,537.50		590,741.05	513,250.31
MLK3	72703PAD5		590,537.50		590,741.05	513,250.31
		POST HOLDINGS INC	COMPANY GUAR 144A 03/27 5.75	5.750	03/01/2027	
			235,000.00		242,814.66	227,263.80
MLP1	737446AM6		235,000.00		242,814.66	227,263.80
		POST HOLDINGS INC	COMPANY GUAR 144A 01/28 5.625	5.625	01/15/2028	
			266,000.00		274,220.01	250,397.79
MLP1	737446AN4		266,000.00		274,220.01	250,397.79
		POST HOLDINGS INC	COMPANY GUAR 144A 12/29 5.5	5.500	12/15/2029	
			245,000.00		250,500.00	221,704.18
MLP2	737446AP9		245,000.00		250,500.00	221,704.18
		POST HOLDINGS INC	COMPANY GUAR 144A 04/30 4.625	4.625	04/15/2030	
			750,000.00		760,251.88	644,842.50
MLP1	737446AQ7		430,000.00		432,685.52	369,709.70
MLP2	737446AQ7		320,000.00		327,566.36	275,132.80
		POST HOLDINGS INC	SR UNSECURED 144A 09/31 4.5	4.500	09/15/2031	
			235,000.00		235,000.00	197,555.23
MLP2	737446AR5		235,000.00		235,000.00	197,555.23
		PRESIDIO HOLDING INC	SR SECURED 144A 02/27 4.875	4.875	02/01/2027	
			140,000.00		130,027.80	127,670.20
MLK3	74101XAE0		140,000.00		130,027.80	127,670.20

SCHEDULE H, LINE 4I - SCHEDULE OF ASSETS

(HELD AT END OF YEAR)D OF YEAR)D OF YEAR)D OF YEAR)D OF YEAR)D OF YEART7152

DCMT COMPOSITE
COMPOSITE
SCHEDULE H, LINE 4I - SCHEDULE OF ASSETS
(HELD AT END OF YEAR)

(A) FUND	(B) IDENTITY OF ISSUER	(C) DESCRIPTION OF INVESTMENT SHARES/PAR	RATE	MAT DATE (D) COST	(E) CURRENT VALUE
MLP1	74965LAA9	RLJ LODGING TRUST LP SR SECURED 144A 07/26 3.75 118,000.00 118,000.00	3.750	07/01/2026 118,000.00 118,000.00	104,981.16 104,981.16
MLP1	74965LAB7	RLJ LODGING TRUST LP SR SECURED 144A 09/29 4 171,000.00 171,000.00	4.000	09/15/2029 171,000.00 171,000.00	138,623.82 138,623.82
MLP2	750098AB1	RACKSPACE TECHNOLOGY SR SECURED 144A 02/28 3.5 726,000.00 726,000.00	3.500	02/15/2028 497,310.00 497,310.00	421,893.12 421,893.12
MLP1	750236AW1	RADIAN GROUP INC SR UNSECURED 03/27 4.875 190,000.00 190,000.00	4.875	03/15/2027 181,651.25 181,651.25	174,086.41 174,086.41
MLP1	750236AX9	RADIAN GROUP INC SR UNSECURED 03/25 6.625 313,000.00 313,000.00	6.625	03/15/2025 341,723.74 341,723.74	308,419.50 308,419.50
MLP1	75026JAC4	RADIATE HOLDCO / FINANCE SR SECURED 144A 09/26 4.5 424,000.00 424,000.00	4.500	09/15/2026 424,498.20 424,498.20	311,512.80 311,512.80
MLP1	75026JAE0	RADIATE HOLDCO / FINANCE SR UNSECURED 144A 09/28 6.5 639,000.00 639,000.00	6.500	09/15/2028 648,790.30 648,790.30	265,185.00 265,185.00
MLK3	75884RAV5	REGENCY CENTERS LP COMPANY GUAR 02/27 3.6 180,000.00 180,000.00	3.600	02/01/2027 178,499.40 178,499.40	168,779.52 168,779.52
MLP1	76119LAB7	RESIDEO FUNDING INC COMPANY GUAR 144A 09/29 4 392,000.00 392,000.00	4.000	09/01/2029 389,492.90 389,492.90	316,951.60 316,951.60
MLK3	763A5RA3BG	REYNOLDS AMERICAN INC COMPANY GUAR 06/25 4.45 469,000.00 639,000.00	4.450	06/12/2025 491,577.08 491,577.08	459,070.04 459,070.04
MLTj 0 0 Td 0 -19.5 Td (REYCAN TCHIE BORGUAREYNOLDS AMERICAN IN			
0	Ud 04DO	REGENCY CEN96,719,000.00	648,790.30	677 /CA	COMPOSIT
0					

DCMT COMPOSITE
COMPOSITE
SCHEDULE H, LINE 4I - SCHEDULE OF ASSETS
(HELD AT END OF YEAR)

(A) FUND	(B) IDENTITY OF ISSUER	(C) DESCRIPTION OF INVESTMENT SHARES/PAR	RATE	MAT DATE (D) COST	(E) CURRENT VALUE
	ROCKCLIFF ENERGY II LLC	SR UNSECURED 144A 10/29 5.5	5.500	10/15/2029	
		549,000.00		546,242.00	502,307.55
MLP2	77289KAA3	549,000.00		546,242.00	502,307.55
	ROCKETMTGE CO ISSUER INC	COMPANY GUAR 144A 10/33 4	4.000	10/15/2033	
		724,000.00		725,332.08	540,726.64
MLP1	77313LAB9	724,000.00		725,332.08	540,726.64
	ROGERS COMMUNICATIONS IN	COMPANY GUAR 144A 03/27 3.2	3.200	03/15/2027	
		180,000.00		179,983.80	166,817.77
MLK3	775109CB5	180,000.00		179,983.80	166,817.77
	ROGERS COMMUNICATIONS IN	COMPANY GUAR 144A 03/32 3.8	3.800	03/15/2032	
		280,000.00		279,375.60	242,633.38
MLK3	775109CC3	280,000.00		279,375.60	242,633.38
	ROGERS COMMUNICATIONS IN	COMPANY GUAR 144A 03/52 4.55	4.550	03/15/2052	
		135,000.00		133,537.95	104,730.31
MLK3	775109CD1	135,000.00		133,537.95	104,730.31
	ROLLS ROYCE PLC	COMPANY GUAR 144A 10/27 5.75	5.750	10/15/2027	
		710,000.00		644,325.00	676,275.00
MLP2	77578JAC2	710,000.00		644,325.00	676,275.00
	ROYAL CARIBBEAN CRUISES	SR UNSECURED 10/27 7.5	7.500	10/15/2027	
		535,000.00		627,106.25	455,277.41
MLP2	780153AG7	535,000.00		627,106.25	455,277.41
	ROYAL CARIBBEAN CRUISES	SR UNSECURED 03/28 3.7	3.700	03/15/2028	
		188,000.00		148,618.75	138,180.00
MLP1	780153AW2	188,000.00		148,618.75	138,180.00
	ROYAL CARIBBEAN CRUISES	SR SECURED 144A 06/25 11.5	11.500	06/01/2025	
		131,000.00		149,960.84	140,497.50
MLP1	780153AZ5	131,000.00		149,960.84	140,497.50
	ROYAL CARIBBEAN CRUISES	SR UNSECURED 144A 04/28 5.5	5.500	04/01/2028	
		1,084,000.00		1,099,453.97	865,080.78
MLP1	780153BG6	334,000.00		333,621.25	266,547.03
MLP2	780153BG6	750,000.00		765,832.72	598,533.75
	ROYAL CARIBBEAN CRUISES	SR UNSECURED 144A 07/26 4.25	4.250	07/01/2026	
		200,000.00		198,333.75	161,669.53
MLP1	780153BH4	200,000.00		198,333.75	161,669.53
	ROYAL CARIBBEAN CRUISES	SR UNSECURED 144A 08/26 5.5	5.500	08/31/2026	
		584,000.00		573,665.50	490,569.05
MLP1	780153BJ0	584,000.00		573,665.50	490,569.05

DCMT COMPOSITE
COMPOSITE
SCHEDULE H, LINE 4I - SCHEDULE OF ASSETS
(HELD AT END OF YEAR)

(A) FUND	(B) IDENTITY OF ISSUER	(C) DESCRIPTION OF INVESTMENT SHARES/PAR	RATE	MAT DATE	(D) COST	(E) CURRENT VALUE
		ROYAL CARIBBEAN CRUISES	SR UNSECURED 144A 07/27 5.375	5.375	07/15/2027	
			153,000.00		153,000.00	123,884.25
MLP1	780153BK7		153,000.00		153,000.00	123,884.25
		ROYAL CARIBBEAN CRUISES	SR SECURED 144A 01/29 8.25	8.250	01/15/2029	
			180,000.00		180,000.00	180,877.50
MLK3	780153BS0		180,000.00		180,000.00	180,877.50
		RYAN SPECIALTY GROUP	SR SECURED 144A 02/30 4.375	4.375	02/01/2030	
			210,000.00		210,000.00	181,838.14
MLP2	78351MAA0		210,000.00		210,000.00	181,838.14
		NAVIENT CORP	SR UNSECURED 03/24 6.125	6.125	03/25/2024	
			134,000.00		145,416.80	131,268.98
MLP1	78442FET1		134,000.00		145,416.80	131,268.98
		SM ENERGY CO	SR UNSECURED 09/26 6.75	6.750	09/15/2026	
			223,000.00		226,339.17	216,499.55
MLP1	78454LAN0		223,000.00		226,339.17	216,499.55
		SRS DISTRIBUTION INC	SR SECURED 144A 07/28 4.625	4.625	07/01/2028	
			172,000.00		173,200.00	152,472.87
MLP1	78471RAB2		172,000.00		173,200.00	152,472.87
		SRS DISTRIBUTION INC	COMPANY GUAR 144A 07/29 6.125	6.125	07/01/2029	
			566,000.00		555,422.08	457,622.32
MLP1	78471RAC0		566,000.00		555,422.08	457,622.32
		SRS DISTRIBUTION INC	COMPANY GUAR 144A 12/29 6	6.000	12/01/2029	
			365,000.00		344,941.77	290,486.38
MLP1	78471RAD8		365,000.00		344,941.77	290,486.38
		SABINE PASS LIQUEFACTION	SR SECURED 03/27 5	5.000	03/15/2027	
			730,000.00		738,375.00	716,659.62
MLK3	785592AS5		730,000.00		738,375.00	716,659.62
		SABINE PASS LIQUEFACTION	SR SECURED 06/26 5.875	5.875	06/30/2026	
			1,200,000.00		1,395,062.36	1,214,180.42
MLK3	785592AV8		1,200,000.00		1,395,062.36	1,214,180.42
		SABINE PASS LIQUEFACTION	SR SECURED 05/30 4.5	4.500	05/15/2030	
			810,000.00		935,228.60	752,787.58
MLK3	785592AX4		810,000.00		935,228.60	752,787.58
		SABRE GLBL INC	SR SECURED 144A 04/25 9.25	9.250	04/15/2025	
			96,000.00		116,077.44	95,628.19
MLP1	78573NAC6		96,000.00		116,077.44	95,628.19

DCMT COMPOSITE
COMPOSITE
SCHEDULE H, LINE 4I - SCHEDULE OF ASSETS
(HELD AT END OF YEAR)

(A) FUND	(B) IDENTITY OF ISSUER	(C) DESCRIPTION OF INVESTMENT SHARES/PAR	RATE	MAT DATE (D) COST	(E) CURRENT VALUE
	SABRE GLBL INC	SR SECURED 144A 09/25 7.375	7.375	09/01/2025	
		254,000.00		254,879.00	242,718.00
MLP1	78573NAF9	254,000.00		254,879.00	242,718.00
	SANTANDER UK GROUP HLDGS	SR UNSECURED 08/26 VAR	1.000	08/21/2026	
		860,000.00		859,119.25	758,211.07
MLK3	80281LAM7	860,000.00		859,119.25	758,211.07
	SANTANDER UK GROUP HLDGS	SR UNSECURED 11/26 VAR	1.000	11/21/2026	
		795,000.00		795,000.00	806,029.43
MLK5	80281LAS4	795,000.00		795,000.00	806,029.43
	SANTANDER HOLDINGS USA	SR UNSECURED 06/25 3.45	3.450	06/02/2025	
		460,000.00		496,749.40	438,930.31
MLK5	80282KBB1	460,000.00		496,749.40	438,930.31
	SANTANDER HOLDINGS USA	SR UNSECURED 01/28 VAR	1.000	01/06/2028	
		640,000.00		640,000.00	549,866.16
MLK3	80282KBC9	330,000.00		330,000.00	283,524.74
MLK5	80282KBC9	310,000.00		310,000.00	266,341.42
	SANTANDER RETAIL AUTO LEASE TR SRT 2021 A D 144A		1.380	03/22/2027	
		495,000.00		494,969.01	461,740.85
MLK3	80286TAG8	495,000.00		494,969.01	461,740.85
	IHO VERWALTUNGS GMBH	SR SECURED 144A 09/26 4.75	4.750	09/15/2026	
		163,502.00		160,889.29	141,488.71
MLP1	80627DAC0	163,502.00		160,889.29	141,488.71
	SC GAMES HOLDIN/US FINCO	SR UNSECURED 144A 03/30 6.625	6.625	03/01/2030	
		1,204,000.00		1,189,237.28	1,017,018.80
MLP1	80874DAA4	454,000.00		444,773.88	383,493.80
MLP2	80874DAA4	750,000.00		744,463.40	633,525.00
	SCIENTIFIC GAMES INTERNA	COMPANY GUAR 144A 05/28 7	7.000	05/15/2028	
		133,000.00		145,162.85	126,870.03
MLP1	80874YBC3	133,000.00		145,162.85	126,870.03
	SCRIPPS ESCROW II INC	SR UNSECURED 144A 01/31 5.375	5.375	01/15/2031	
		147,000.00		147,000.00	117,821.82
MLP1	81105DAB1	147,000.00		147,000.00	117,821.82
	SEAGATE HDD CAYMAN	COMPANY GUAR 06/29 4.091	4.091	06/01/2029	
		535,000.00		496,510.00	442,562.41
MLP2	81180WBC4	535,000.00		496,510.00	442,562.41
	SEALED AIR CORP	COMPANY GUAR 144A 12/27 4	4.000	12/01/2027	
		450,000.00		442,125.00	408,274.55

DCMT COMPOSITE
COMPOSITE
SCHEDULE H, LINE 4I - SCHEDULE OF ASSETS
(HELD AT END OF YEAR)

(A) FUND	(B) IDENTITY OF ISSUER	(C) DESCRIPTION OF INVESTMENT SHARES/PAR	RATE	MAT DATE (D) COST	(E) CURRENT VALUE
MLP2	81211KAY6	450,000.00		442,125.00	408,274.55
	SEALED AIR CORP	COMPANY GUAR 144A 04/29 5	5.000	04/15/2029	
		170,000.00		165,240.38	159,800.00
MLK3	81211KBA7	125,000.00		120,240.38	117,500.00
MLP2	81211KBA7	45,000.00		45,000.00	42,300.00
	SEAWORLD PARKS + ENTERTA	COMPANY GUAR 144A 08/29 5.25	5.250	08/15/2029	
		1,165,000.00		1,149,433.90	1,013,467.54
MLP2	81282UAG7	1,165,000.00		1,149,433.90	1,013,467.54
	SELECT MEDICAL CORP	COMPANY GUAR 144A 08/26 6.25	6.250	08/15/2026	
		1,680,000.00		1,704,882.01	1,597,394.40
MLP1	816196AT6	674,000.00		700,449.51	640,859.42
MLP2	816196AT6	1,006,000.00		1,004,432.50	956,534.98
	SEMPRA ENERGY	JR SUBORDINA 04/52 VAR	1.000	04/01/2052	
		380,000.00		380,000.00	296,499.52
MLK5	816851BM0	380,000.00		380,000.00	296,499.52
	SEMPRA ENERGY	SR UNSECURED 04/29 3.7	3.700	04/01/2029	
		335,000.00		333,747.10	306,760.26
MLK3	816851BP3	140,000.00		139,476.40	128,198.32
MLK5	816851BP3	195,000.00		194,270.70	178,561.94
	SENSATA TECHNOLOGIES BV	COMPANY GUAR 144A 09/30 5.875	5.875	09/01/2030	
		380,000.00		380,000.00	360,135.64
MLK3	81725WAL7	250,000.00		250,000.00	236,931.34
MLP1	81725WAL7	130,000.00		130,000.00	123,204.30
	SERVICE PROPERTIES TRUST	COMPANY GUAR 12/27 5.5	5.500	12/15/2027	
		137,000.00		146,274.90	117,979.19
MLP1	81761LAB8	137,000.00		146,274.90	117,979.19
	SERVICEMASTER BRANDS	SERV 2020 1 A2I 144A	2.841	01/30/2051	
		555,112.50		555,112.50	444,410.30
MLK3	81761TAA3	555,112.50		555,112.50	444,410.30
	SHEA HOMES LP/FNDG CP	SR UNSECURED 02/28 4.75	4.750	02/15/2028	
		284,000.00		288,715.00	248,007.97
MLP1	82088KAK4	284,000.00		288,715.00	248,007.97
	SHERWIN WILLIAMS CO	SR UNSECURED 08/29 2.95	2.950	08/15/2029	
		635,000.00		587,242.00	557,383.04
MLK3	824348BJ4	635,000.00		587,242.00	557,383.04
	SHIFT4 PAYMENTS LLC/FIN	COMPANY GUAR 144A 11/26 4.625	4.625	11/01/2026	
		299,000.00		306,394.99	282,492.21
MLP1	82453AAA5	299,000.00		306,394.99	282,492.21

DCMT COMPOSITE
COMPOSITE
SCHEDULE H, LINE 4I - SCHEDULE OF ASSETS
(HELD AT END OF YEAR)

(A) FUND	(B) IDENTITY OF ISSUER	(C) DESCRIPTION OF INVESTMENT SHARES/PAR	RATE	MAT DATE (D) COST	(E) CURRENT VALUE
	SHINHAN BANK	SUBORDINATED REGS 04/29 4	4.000	04/23/2029	
		750,000.00		849,202.50	667,485.00
MLK3	82460EAN0	750,000.00		849,202.50	667,485.00
	SILGAN HOLDINGS INC	COMPANY GUAR 02/28 4.125	4.125	02/01/2028	
		877,000.00		842,525.00	811,363.13
MLP2	827048AW9	877,000.00		842,525.00	811,363.13
	SIMMONS FOOD INC/SIMMONS	SECURED 144A 03/29 4.625	4.625	03/01/2029	
		720,000.00		687,874.26	586,117.90
MLP1	82873MAA1	170,000.00		170,874.26	138,388.95
MLP2	82873MAA1	550,000.00		517,000.00	447,728.95
	SIRIUS XM RADIO INC	COMPANY GUAR 144A 08/27 5	5.000	08/01/2027	
		479,000.00		503,045.80	442,814.63
MLP1	82967NBA5	479,000.00		503,045.80	442,814.63
	SIRIUS XM RADIO INC	COMPANY GUAR 144A 07/30 4.125	4.125	07/01/2030	
		767,000.00		787,943.52	632,936.07
MLP2	82967NBG2	767,000.00		787,943.52	632,936.07
	SIRIUS XM RADIO INC	COMPANY GUAR 144A 07/28 4	4.000	07/15/2028	
		477,000.00		474,127.25	415,133.10
MLK3	82967NBJ6	165,000.00		159,014.01	143,599.50
MLP1	82967NBJ6	312,000.00		315,113.24	271,533.60
	SIX FLAGS ENTERTAINMENT	COMPANY GUAR 144A 07/24 4.875	4.875	07/31/2024	
		306,000.00		304,481.17	294,624.45
MLK3	83001AAB8	130,000.00		126,087.00	125,167.25
MLP1	83001AAB8	176,000.00		178,394.17	169,457.20
	SIX FLAGS THEME PARKS	SR SECURED 144A 07/25 7	7.000	07/01/2025	
		147,000.00		151,003.55	148,117.74
MLP1	83001WAC8	147,000.00		151,003.55	148,117.74
	SOTHEBY S/BIDFAIR HLD	SR SECURED 144A 06/29 5.875	5.875	06/01/2029	
		755,000.00		734,237.50	633,973.67
MLP2	83600GAA2	755,000.00		734,237.50	633,973.67
	SOUTHERN CO	SR UNSECURED 05/23 VAR	1.000	05/10/2023	
		835,000.00		835,000.00	832,719.41
MLK5	842587DK0	835,000.00		835,000.00	832,719.41
	SOUTHWEST GAS CORP	SR UNSECURED 08/51 3.18	3.180	08/15/2051	
		305,000.00		304,942.05	187,729.39
MLK5	845011AD7	305,000.00		304,942.05	187,729.39

DCMT COMPOSITE
COMPOSITE
SCHEDULE H, LINE 4I - SCHEDULE OF ASSETS
(HELD AT END OF YEAR)

(A) FUND	(B) IDENTITY OF ISSUER	(C) DESCRIPTION OF INVESTMENT SHARES/PAR	RATE	MAT DATE (D) COST	(E) CURRENT VALUE
		SOUTHWESTERN ENERGY CO	COMPANY GUAR 01/25 5.7	5.700 01/23/2025	
			376,000.00	386,682.50	369,419.38
MLP1	845467AL3		171,000.00	172,457.50	168,007.22
MLP2	845467AL3		205,000.00	214,225.00	201,412.16
		SOUTHWESTERN ENERGY CO	COMPANY GUAR 02/29 5.375	5.375 02/01/2029	
			136,000.00	138,419.04	126,080.16
MLP1	845467AR0		136,000.00	138,419.04	126,080.16
		SOUTHWESTERN ENERGY CO	COMPANY GUAR 02/32 4.75	4.750 02/01/2032	
			1,212,000.00	1,227,363.71	1,035,763.08
MLP1	845467AT6		746,000.00	757,887.50	637,524.14
MLP2	845467AT6		466,000.00	469,476.21	398,238.94
		SURGERY CENTER HOLDINGS	COMPANY GUAR 144A 07/25 6.75	6.750 07/01/2025	
			83,000.00	81,959.73	81,817.98
MLP1	84611WAB0		83,000.00	81,959.73	81,817.98
		SPECTRUM BRANDS INC	COMPANY GUAR 144A 10/29 5	5.000 10/01/2029	
			184,000.00	161,517.50	159,238.43
MLP1	84762LAV7		184,000.00	161,517.50	159,238.43
		SPECTRUM BRANDS INC	COMPANY GUAR 144A 07/30 5.5	5.500 07/15/2030	
			23,000.00	19,929.27	20,298.27
MLP1	84762LAW5		23,000.00	19,929.27	20,298.27
		ONEMAIN FINANCE CORP	COMPANY GUAR 03/23 5.625	5.625 03/15/2023	
			107,000.00	107,000.00	106,615.34
MLP1	85172FAL3		107,000.00	107,000.00	106,615.34
		ONEMAIN FINANCE CORP	COMPANY GUAR 03/25 6.875	6.875 03/15/2025	
			133,000.00	131,950.00	127,769.78
MLP1	85172FAM1		133,000.00	131,950.00	127,769.78
		ONEMAIN FINANCE CORP	COMPANY GUAR 03/26 7.125	7.125 03/15/2026	
			85,000.00	77,775.00	80,824.80
MLK3	85172FAN9		85,000.00	77,775.00	80,824.80
		ONEMAIN FINANCE CORP	COMPANY GUAR 03/24 6.125	6.125 03/15/2024	
			185,000.00	191,505.15	178,994.43
MLP1	85172FAP4		185,000.00	191,505.15	178,994.43
		SPIRIT AEROSYSTEMS INC	SECURED 144A 04/25 7.5	7.500 04/15/2025	
			1,082,000.00	1,092,046.84	1,069,189.12
MLP2	85205TAL4		1,082,000.00	1,092,046.84	1,069,189.12
		SPIRIT AEROSYSTEMS INC	SR SECURED 144A 11/29 9.375	9.375 11/30/2029	
			143,000.00	143,000.00	150,536.10

DCMT COMPOSITE
COMPOSITE
SCHEDULE H, LINE 4I - SCHEDULE OF ASSETS
(HELD AT END OF YEAR)

(A) FUND	(B) IDENTITY OF ISSUER	(C) DESCRIPTION OF INVESTMENT SHARES/PAR	RATE	MAT DATE (D) COST	(E) CURRENT VALUE
MLP1	85205TAN0	143,000.00		143,000.00	150,536.10
	SPRINT CAPITAL CORP	COMPANY GUAR 11/28 6.875	6.875	11/15/2028	
		382,000.00		418,583.62	397,275.15
MLK3	852060AD4	90,000.00		111,259.46	93,598.86
MLP1	852060AD4	292,000.00		307,324.16	303,676.29
	STANDARD CHARTERED PLC	SR UNSECURED 144A 04/31 VAR	1.000	04/01/2031	
		355,000.00		415,529.08	320,019.11
MLK3	853254BS8	355,000.00		415,529.08	320,019.11
	STANDARD CHARTERED PLC	SR UNSECURED 144A 01/28 VAR	1.000	01/12/2028	
		890,000.00		890,000.00	773,005.73
MLK3	853254CG3	890,000.00		890,000.00	773,005.73
	STANDARD CHARTERED PLC	SR UNSECURED 144A 03/26 VAR	1.000	03/30/2026	
		275,000.00		275,000.00	262,853.55
MLK3	853254CJ7	275,000.00		275,000.00	262,853.55
	STANDARD CHARTERED PLC	SR UNSECURED 144A 11/25 VAR	1.000	11/16/2025	
		335,000.00		335,000.00	345,182.94
MLK5	853254CL2	335,000.00		335,000.00	345,182.94
	STANDARD INDUSTRIES INC	SR UNSECURED 144A 01/28 4.75	4.750	01/15/2028	
		792,000.00		735,035.00	711,144.90
MLP2	853496AD9	792,000.00		735,035.00	711,144.90
	STANDARD INDUSTRIES INC	SR UNSECURED 144A 07/30 4.375	4.375	07/15/2030	
		275,000.00		269,362.50	224,104.26
MLP2	853496AG2	275,000.00		269,362.50	224,104.26
	STAPLES INC	SR SECURED 144A 04/26 7.5	7.500	04/15/2026	
		157,000.00		158,070.58	135,126.76
MLP1	855030AN2	157,000.00		158,070.58	135,126.76
	STARWOOD PROPERTY TRUST	SR UNSECURED 144A 07/26 3.625	3.625	07/15/2026	
		265,000.00		265,000.00	231,875.00
MLP2	85571BAU9	265,000.00		265,000.00	231,875.00
	STARWOOD PROPERTY TRUST	SR UNSECURED 144A 01/27 4.375	4.375	01/15/2027	
		505,000.00		490,829.70	441,913.10
MLP2	85571BAY1	505,000.00		490,829.70	441,913.10
	STELLANTIS FIN US INC	COMPANY GUAR 144A 09/32 6.375	6.375	09/12/2032	
		345,000.00		344,696.40	341,739.96
MLK5	85855CAE0	345,000.00		344,696.40	341,739.96
	STEVENS HOLDING CO INC	COMPANY GUAR 144A 10/26 6.125	6.125	10/01/2026	
		177,000.00		185,930.77	177,442.50

DCMT COMPOSITE
COMPOSITE
SCHEDULE H, LINE 4I - SCHEDULE OF ASSETS
(HELD AT END OF YEAR)

(A) FUND	(B) IDENTITY OF ISSUER	(C) DESCRIPTION OF INVESTMENT SHARES/PAR	RATE	MAT DATE (D) COST	(E) CURRENT VALUE
MLK3	87612BBQ4	651,000.00		645,387.50	612,538.92
	TARGA RESOURCES PARTNERS	COMPANY GUAR 02/31 4.875	4.875	02/01/2031	
		20,000.00		21,650.00	17,951.26
MLK3	87612BBS0	20,000.00		21,650.00	17,951.26
	TARGA RESOURCES PARTNERS	COMPANY GUAR 01/32 4	4.000	01/15/2032	
		115,000.00		113,025.00	96,582.75
MLK3	87612BBU5	115,000.00		113,025.00	96,582.75
	TAYLOR MORRISON COMM	COMPANY GUAR 144A 06/27 5.875	5.875	06/15/2027	
		245,000.00		244,228.75	235,229.71
MLP1	87724RAA0	245,000.00		244,228.75	235,229.71
	TELESAT CANADA/TELESAT L	SR SECURED 144A 06/27 4.875	4.875	06/01/2027	
		1,000,000.00		737,675.00	449,114.97
MLP2	87952VAP1	1,000,000.00		737,675.00	449,114.97
	TEMPO ACQUISITION LLC/FI	SR SECURED 144A 06/25 5.75	5.750	06/01/2025	
		369,000.00		380,884.80	369,633.76
MLP1	88023JAD8	369,000.00		380,884.80	369,633.76
	TEMPUR SEALY INTL INC	COMPANY GUAR 144A 10/31 3.875	3.875	10/15/2031	
		96,000.00		79,642.50	75,082.56
MLP1	88023UAJ0	96,000.00		79,642.50	75,082.56
	TENET HEALTHCARE CORP	SECURED 144A 02/27 6.25	6.250	02/01/2027	
		488,000.00		501,178.08	465,995.87
MLP1	88033GCX6	488,000.00		501,178.08	465,995.87
	TENET HEALTHCARE CORP	SR SECURED 144A 01/26 4.875	4.875	01/01/2026	
		390,000.00		394,947.10	370,269.90
MLP1	88033GCY4	390,000.00		394,947.10	370,269.90
	TENET HEALTHCARE CORP	SR SECURED 144A 11/27 5.125	5.125	11/01/2027	
		346,000.00		350,618.40	321,863.02
MLP1	88033GDA5	346,000.00		350,618.40	321,863.02
	TENET HEALTHCARE CORP	COMPANY GUAR 144A 10/28 6.125	6.125	10/01/2028	
		396,000.00		401,203.28	354,546.72
MLP1	88033GDJ6	396,000.00		401,203.28	354,546.72
	TENET HEALTHCARE CORP	SR SECURED 144A 06/29 4.25	4.250	06/01/2029	
		68,000.00		66,130.00	58,908.40
MLP1	88033GDL1	68,000.00		66,130.00	58,908.40
	TENET HEALTHCARE CORP	SR SECURED 144A 01/30 4.375	4.375	01/15/2030	
		242,000.00		234,628.05	209,466.73
MLP1	88033GDN7	242,000.00		234,628.05	209,466.73

DCMT COMPOSITE
COMPOSITE
SCHEDULE H, LINE 4I - SCHEDULE OF ASSETS
(HELD AT END OF YEAR)

(A) FUND	(B) IDENTITY OF ISSUER	(C) DESCRIPTION OF INVESTMENT SHARES/PAR	RATE	MAT DATE	(D) COST	(E) CURRENT VALUE
	TENET HEALTHCARE CORP	SR SECURED 144A 06/30 6.125	6.125	06/15/2030		
		325,000.00		320,775.48		309,660.00
MLK3	88033GDP2	170,000.00		165,775.48		161,976.00
MLP1	88033GDP2	155,000.00		155,000.00		147,684.00
	TERRAFORM POWER OPERATIN	COMPANY GUAR 144A 01/30 4.75	4.750	01/15/2030		
		220,000.00		230,120.00		191,399.09
MLP1	88104LAG8	220,000.00		230,120.00		191,399.09
	TEVA PHARMACEUTICALS NE	COMPANY GUAR 01/25 7.125	7.125	01/31/2025		
		200,000.00		206,655.00		198,878.00
MLK3	88167AAN1	200,000.00		206,655.00		198,878.00
	CLOUD SOFTWARE GRP HOLDG	SR SECURED 144A 03/29 6.5	6.500	03/31/2029		
		459,000.00		387,570.81		386,870.35
MLP1	88632QAE3	459,000.00		387,570.81		386,870.35
	TOWD POINT MORTGAGE TRUST	TPMT 2017 4 A1 144A	1.000	06/25/2057		
		50,866.11		51,189.52		48,258.34
MLK3	89173UAA5	50,866.11		51,189.52		48,258.34
	TRANSCONT GAS PIPE LINE	SR UNSECURED 03/28 4	4.000	03/15/2028		
		105,000.00		104,418.30		98,660.15
MLK3	893574AK9	105,000.00		104,418.30		98,660.15
	TRANSCONT GAS PIPE LINE	SR UNSECURED 03/48 4.6	4.600	03/15/2048		
		30,000.00		29,782.80		25,090.97
MLK3	893574AM5	30,000.00		29,782.80		25,090.97
	TRANSDIGM INC	COMPANY GUAR 06/26 6.375	6.375	06/15/2026		
		151,000.00		155,409.20		146,695.30
MLP1	893647BB2	151,000.00		155,409.20		146,695.30
	TRANSDIGM INC	SR SECURED 144A 03/26 6.25	6.250	03/15/2026		
		1,076,000.00		1,105,388.61		1,061,140.44
MLP1	893647BE6	1,076,000.00		1,105,388.61		1,061,140.44
	TRANSDIGM INC	SR SECURED 144A 12/25 8	8.000	12/15/2025		
		314,000.00		334,600.00		318,522.94
MLP1	893647BK2	314,000.00		334,600.00		318,522.94
	TRANSDIGM INC	COMPANY GUAR 11/27 5.5	5.500	11/15/2027		
		555,000.00		558,939.01		520,834.20
MLP1	893647BL0	555,000.00		558,939.01		520,834.20
	TRANSDIGM INC	COMPANY GUAR 01/29 4.625	4.625	01/15/2029		
		145,000.00		145,391.50		127,494.15
MLP1	893647BP1	145,000.00		145,391.50		127,494.15

DCMT COMPOSITE
COMPOSITE
SCHEDULE H, LINE 4I - SCHEDULE OF ASSETS
(HELD AT END OF YEAR)

(A) FUND	(B) IDENTITY OF ISSUER	(C) DESCRIPTION OF INVESTMENT SHARES/PAR	RATE	MAT DATE	(D) COST	(E) CURRENT VALUE
		TRANSDIGM INC	COMPANY GUAR 05/29 4.875		4.875 05/01/2029	
			143,000.00		143,000.00	124,731.75
MLP1	893647BQ9		143,000.00		143,000.00	124,731.75
		TRANSMONTAIGE PARTNERS	COMPANY GUAR 02/26 6.125		6.125 02/15/2026	
			465,000.00		442,629.31	399,900.00
MLP1	89376VAA8		465,000.00		442,629.31	399,900.00
		TRANSOCEAN SENTRY LTD	SR SECURED 144A 05/23 5.375		5.375 05/15/2023	
			358,550.46		345,949.03	354,068.58
MLP1	89385AAA3		358,550.46		345,949.03	354,068.58
		TRANSURBAN FINANCE CO	SR SECURED 144A 03/31 2.45		2.450 03/16/2031	
			1,395,000.00		1,375,891.20	1,100,851.19
MLK3	89400PAK9		1,395,000.00		1,375,891.20	1,100,851.19
		TRINET GROUP INC	COMPANY GUAR 144A 03/29 3.5		3.500 03/01/2029	
			800,000.00		743,656.00	657,760.00
MLP2	896288AA5		800,000.00		743,656.00	657,760.00
		TRINSEO OP / TRINSEO FIN	COMPANY GUAR 144A 04/29 5.125		5.125 04/01/2029	
			906,000.00		765,363.98	586,834.32
MLP2	89668QAF5		906,000.00		765,363.98	586,834.32
		TRITON WATER HOLDINGS IN	SR UNSECURED 144A 04/29 6.25		6.250 04/01/2029	
			139,000.00		131,702.50	111,497.45
MLP1	89680EAA7		139,000.00		131,702.50	111,497.45
		TRIVIUM PACKAGING FIN	SR SECURED 144A 08/26 5.5		5.500 08/15/2026	
			298,000.00		299,718.23	273,113.33
MLP1	89686QAA4		298,000.00		299,718.23	273,113.33
		TRIVIUM PACKAGING FIN	COMPANY GUAR 144A 08/27 8.5		8.500 08/15/2027	
			101,000.00		106,606.95	92,669.88
MLP1	89686QAB2		101,000.00		106,606.95	92,669.88
		TRUSTAGE FINANCIAL GROUP	SR UNSECURED 144A 04/32 4.625		4.625 04/15/2032	
			245,000.00		243,226.20	211,912.26
MLK5	89787EAA9		245,000.00		243,226.20	211,912.26
		TRUIST FINANCIAL CORP	SUBORDINATED 07/33 VAR		1.000 07/28/2033	
			295,000.00		295,000.00	277,647.89
MLK5	89788NAA8		295,000.00		295,000.00	277,647.89
		US FOODS INC	SR SECURED 144A 04/25 6.25		6.250 04/15/2025	
			140,000.00		143,762.50	138,534.63
MLP1	90290MAC5		140,000.00		143,762.50	138,534.63

DCMT COMPOSITE
COMPOSITE
SCHEDULE H, LINE 4I - SCHEDULE OF ASSETS
(HELD AT END OF YEAR)

(A) FUND	(B) IDENTITY OF ISSUER	(C) DESCRIPTION OF INVESTMENT SHARES/PAR	RATE	MAT DATE	(D) COST	(E) CURRENT VALUE
		US FOODS INC	COMPANY GUAR 144A 02/29 4.75	4.750	02/15/2029	
			427,000.00		431,711.10	379,141.84
MLP1	90290MAD3		427,000.00		431,711.10	379,141.84
		US FOODS INC	COMPANY GUAR 144A 06/30 4.625	4.625	06/01/2030	
			222,000.00		222,000.00	195,496.41
MLP1	90290MAE1		222,000.00		222,000.00	195,496.41
		UPC BROADBAND FINCO BV	SR SECURED 144A 07/31 4.875	4.875	07/15/2031	
			550,000.00		519,029.50	462,000.00
MLP2	90320BAA7		550,000.00		519,029.50	462,000.00
		UBER TECHNOLOGIES INC	COMPANY GUAR 144A 01/28 6.25	6.250	01/15/2028	
			262,000.00		271,931.00	251,519.97
MLP1	90353TAG5		262,000.00		271,931.00	251,519.97
		UBER TECHNOLOGIES INC	COMPANY GUAR 144A 08/29 4.5	4.500	08/15/2029	
			987,000.00		987,000.00	859,928.69
MLP1	90353TAK6		987,000.00		987,000.00	859,928.69
		ULTIMATE SOFTWARE GROUP INC.	2021 TERM LOAN	1.000	05/04/2026	
			154,291.08		154,291.08	146,576.53
MLP1	90385KAK7		154,291.08		154,291.08	146,576.53
		UNIFRAX ESCROW ISS CORP	SR SECURED 144A 09/28 5.25	5.250	09/30/2028	
			136,000.00		136,000.00	109,425.54
MLP1	90473LAA0		136,000.00		136,000.00	109,425.54
		UNITED AIRLINES INC	SR SECURED 144A 04/26 4.375	4.375	04/15/2026	
			431,000.00		433,968.72	399,505.11
MLP1	90932LAG2		431,000.00		433,968.72	399,505.11
		UNITED AIRLINES INC	SR SECURED 144A 04/29 4.625	4.625	04/15/2029	
			1,259,000.00		1,231,227.84	1,096,205.89
MLP1	90932LAH0		419,000.00		429,805.34	364,821.50
MLP2	90932LAH0		840,000.00		801,422.50	731,384.39
		UNITED AIR 2019 2 A PTT	PASS THRU CE 11/29 2.9	2.900	11/01/2029	
			101,071.59		101,071.59	81,199.08
MLK3	90932MAA3		101,071.59		101,071.59	81,199.08
		UNITED AIR 2020 1 B PTT	PASS THRU CE 07/27 4.875	4.875	07/15/2027	
			270,510.00		281,697.11	257,482.51
MLP2	90932VAA3		270,510.00		281,697.11	257,482.51
		UNITED RENTALS NORTH AM	COMPANY GUAR 05/27 5.5	5.500	05/15/2027	
			104,000.00		104,831.87	102,668.80
MLP1	911365BF0		104,000.00		104,831.87	102,668.80

DCMT COMPOSITE
COMPOSITE
SCHEDULE H, LINE 4I - SCHEDULE OF ASSETS
(HELD AT END OF YEAR)

(A) FUND	(B) IDENTITY OF ISSUER	(C) DESCRIPTION OF INVESTMENT SHARES/PAR	RATE	MAT DATE (D) COST	(E) CURRENT VALUE
		UNIVISION COMMUNICATIONS	SR SECURED 144A 06/27 6.625	6.625 06/01/2027	
			695,000.00	729,750.00	670,542.95
MLP2	914906AU6		695,000.00	729,750.00	670,542.95
		UNIVISION COMMUNICATIONS	SR SECURED 144A 05/29 4.5	4.500 05/01/2029	
			145,000.00	145,806.61	121,257.70
MLP1	914906AV4		145,000.00	145,806.61	121,257.70
		UNIVISION COMMUNICATIONS	SR SECURED 144A 06/30 7.375	7.375 06/30/2030	
			828,000.00	828,704.69	791,319.60
MLK3	914906AX0		95,000.00	95,175.39	90,791.50
MLP1	914906AX0		284,000.00	285,651.80	271,418.80
MLP2	914906AX0		449,000.00	447,877.50	429,109.30
		USI INC/NY	SR UNSECURED 144A 05/25 6.875	6.875 05/01/2025	
			400,000.00	391,221.25	385,337.77
MLP1	91739VAA6		400,000.00	391,221.25	385,337.77
		/144A 04/29 5 USA COM PART/USA COM FIN	0925.39	2338MAB	
		COMPANY GUAR 04/26 6.875 0 Td 0	6.875	271,418.80	
			903,000.00	911,644.43	866,238.87
MLP1	91740PAC2		147,000.00	152,136.93	141,015.63
MLP2	91740PAC2		756,000.00	759,507.50	725,223.24
Y4HNT44A	GLOBAL CAL83 GL	VM CONSOLIDATED INC BAUSCH2(Y4HNT44A GLOBAL CAL83 GL USCH2(Y	COMPANY GUAR 144A 04/29 5.5	5.500 04/15/2029	8 31 4.1(4.1(8 5 Td 3)Tj 0 0 Td 0 -19
			760,000.00	744,187.50	744,187
MLP2	91835HAA0		760,000.00	744,187.50	669,377.60
		VZ SECURED FINANCING BV	SR SECURED 144A 01/32 5	5.000 01/15/2032	
			671,000.00	664,491.30	545,268.97
MLP1	91845AAA3		671,000.00	664,491.30	545,268.97
		BAUSCH HEALTH COS INC	SR SECURED 144A 11/25 5.5	5.500 11/01/2025	
			45,000.00	44,20A 4	385,337.77
		/144A 04/29 5 0925.39			90,791.50
		BAUSCH2(Y4HNT44A GLOBAL CAL83 GL		BAUSCH2(Y4HNT44A GLOBAL CAL83 GL USCH2(Y	8 3)Tj 03) 8 5 Td (

DCMT COMPOSITE
COMPOSITE
SCHEDULE H, LINE 4I - SCHEDULE OF ASSETS
(HELD AT END OF YEAR)

(A) FUND	(B) IDENTITY OF ISSUER	(C) DESCRIPTION OF INVESTMENT SHARES/PAR	RATE	MAT DATE	(D) COST	(E) CURRENT VALUE
		VENTURE GLOBAL CALCASIEU	SR SECURED 144A 11/33 3.875		3.875 11/01/2033	
			440,000.00		440,000.00	359,436.00
MLK3	92328MAC7		100,000.00		100,000.00	81,690.00
MLP1	92328MAC7		340,000.00		340,000.00	277,746.00
		VERIZON COMMUNICATIONS	SR UNSECURED 09/30 1.5		1.500 09/18/2030	
			2,000,000.00		1,849,200.00	1,560,201.56
MLK3	92343VFL3		2,000,000.00		1,849,200.00	1,560,201.56
		VERIZON COMMUNICATIONS	SR UNSECURED 11/40 2.65		2.650 11/20/2040	
			555,000.00		556,308.65	377,151.08
MLK3	92343VFT6		555,000.00		556,308.65	377,151.08
		VERIZON COMMUNICATIONS	SR UNSECURED 03/51 3.55		3.550 03/22/2051	
			645,000.00		507,653.70	461,010.65
MLK3	92343VGB4		645,000.00		507,653.70	461,010.65
		VERIZON COMMUNICATIONS	SR UNSECURED 03/28 2.1		2.100 03/22/2028	
			270,000.00		269,878.50	234,755.78
MLK3	92343VGH1		270,000.00		269,878.50	234,755.78
		VERIZON COMMUNICATIONS	SR UNSECURED 03/31 2.55		2.550 03/21/2031	
			595,000.00		524,492.50	490,139.71
MLK3	92343VGJ7		595,000.00		524,492.50	490,139.71
		VERSCEND ESCROW CORP	SR UNSECURED 144A 08/26 9.75		9.750 08/15/2026	
			490,000.00		500,400.00	480,057.90
MLP1	92535WAA8		490,000.00		500,400.00	480,057.90
		TK ELEVATOR US NEWCO INC	SR SECURED 144A 07/27 5.25		5.250 07/15/2027	
			549,000.00		554,886.39	485,690.30
MLP1	92537RAA7		549,000.00		554,886.39	485,690.30
		TK ELEVATOR HOLDCO GMBH	COMPANY GUAR 144A 07/28 7.625		7.625 07/15/2028	
			314,000.00		331,359.00	256,385.22
MLP1	92537VAA8		314,000.00		331,359.00	256,385.22
		PARAMOUNT GLOBAL	SR UNSECURED 04/36 6.875		6.875 04/30/2036	
			200,000.00		291,142.00	194,999.01
MLK5	925524AX8		200,000.00		291,142.00	194,999.01
		PARAMOUNT GLOBAL	JR SUBORDINA 02/57 VAR		1.000 02/28/2057	
			740,000.00		747,400.00	596,393.30
MLP2	92553PBC5		740,000.00		747,400.00	596,393.30
		VICI PROPERTIES / NOTE	COMPANY GUAR 144A 02/27 3.75		3.750 02/15/2027	
			142,000.00		144,513.40	128,899.79
MLP1	92564RAD7		142,000.00		144,513.40	128,899.79

DCMT COMPOSITE
COMPOSITE
SCHEDULE H, LINE 4I - SCHEDULE OF ASSETS
(HELD AT END OF YEAR)

(A) FUND	(B) IDENTITY OF ISSUER	(C) DESCRIPTION OF INVESTMENT SHARES/PAR	RATE	MAT DATE	(D) COST	(E) CURRENT VALUE
MLP1	92564RAG0	VICI PROPERTIES / NOTE COMPANY GUAR 144A 06/25 4.625 244,000.00 244,000.00	4.625	06/15/2025	241,672.24 241,672.24	233,935.00 233,935.00
MLP1	92564RAJ4	VICI PROPERTIES / NOTE COMPANY GUAR 144A 02/27 5.75 106,000.00 106,000.00	5.75	02/01/2027	107,115.12 107,115.12	103,322.59 103,322.59
MLP1	92660FAN4	VIDEOTRON LTD COMPANY GUAR 144A 06/29 3.625 433,000.00 433,000.00	3.625	06/15/2029	437,143.15 437,143.15	364,983.49 364,983.49
MLK3	92735LAA0	CHESAPEAKE ENERGY CORP COMPANY GUAR 144A 04/29 6.75 115,000.00 115,000.00	6.75	04/15/2029	115,308.34 115,308.34	111,964.00 111,964.00
MLP1	92769VAJ8	VIRGIN MEDIA FINANCE PLC COMPANY GUAR 144A 07/30 5 357,000.00 357,000.00	5.000	07/15/2030	359,284.78 359,284.78	286,020.46 286,020.46
MLP1	92769XAP0	VIRGIN MEDIA SECURED FIN SR SECURED 144A 05/29 5.5 220,000.00 220,000.00	5.500	05/15/2029	228,705.57 228,705.57	197,071.60 197,071.60
MLK3	92840MAB8	VISTRA CORP JR SUBORDINA 144A VAR 495,000.00 495,000.00	1.000	12/31/2099	484,901.98 484,901.98	472,758.06 472,758.06
MLP1	92840VAA0	VISTRA CORP COMPANY GUAR 144A 09/26 5.5 235,000.00 235,000.00	5.500	09/01/2026	235,487.50 235,487.50	226,422.15 226,422.15
MLP1	92840VAB8	VISTRA OPERATIONS CO LLC COMPANY GUAR 144A 02/27 5.625 300,000.00 300,000.00	5.625	02/15/2027	300,000.00 300,000.00	284,935.14 284,935.14
MLK3	92840VAD4	VISTRA OPERATIONS CO LLC SR SECURED 144A 07/24 3.55 655,000.00 655,000.00	3.550	07/15/2024	658,108.85 658,108.85	628,441.53 628,441.53
MLK3	92840VAH5	VISTRA OPERATIONS CO LLC COMPANY GUAR 144A 05/29 4.375 1,430,000.00 213,000.00	4.375	05/01/2029	1,431,764.68 213,540.18	1,233,775.26 183,772.12
MLP1	92840VAH5				232,312.00	200,164.94
MLP2	92840VAH5				985,912.50	849,838.20
		VISTRA OPERATIONS CO LLC SR SECURED 144A 05/25 5.125 520,000.00	5.125	05/13/2025	519,001.60	508,414.40

DCMT COMPOSITE
COMPOSITE
SCHEDULE H, LINE 4I - SCHEDULE OF ASSETS
(HELD AT END OF YEAR)

(A) FUND	(B) IDENTITY OF ISSUER	(C) DESCRIPTION OF INVESTMENT SHARES/PAR	RATE	MAT DATE (D) COST	(E) CURRENT VALUE
MLK3	92840VAL6	520,000.00		519,001.60	508,414.40
	VMED O2 UK FINAN	SR SECURED 144A 01/31 4.25	4.250	01/31/2031	
		586,000.00		582,473.33	474,375.79
MLP1	92858RAA8	586,000.00		582,473.33	474,375.79
	VMED O2 UK FINAN	SR SECURED 144A 07/31 4.75	4.750	07/15/2031	
		503,000.00		504,657.50	410,390.01
MLP1	92858RAB6	503,000.00		504,657.50	410,390.01
	VOLKSWAGEN GROUP AMERICA	COMPANY GUAR 144A 11/28 4.75	4.750	11/13/2028	
		2,145,000.00		2,513,609.05	2,082,824.45
MLK3	928668AU6	2,145,000.00		2,513,609.05	2,082,824.45
	VOLKSWAGEN GROUP AMERICA	COMPANY GUAR 144A 11/27 1.625	1.625	11/24/2027	
		250,000.00		249,112.50	209,722.60
MLK3	928668BN1	250,000.00		249,112.50	209,722.60
	VOLKSWAGEN GROUP AMERICA	COMPANY GUAR 144A 06/29 4.6	4.600	06/08/2029	
		235,000.00		234,694.50	222,417.11
MLK3	928668BT8	235,000.00		234,694.50	222,417.11
	WR GRACE HOLDING LLC	SR UNSECURED 144A 08/29 5.625	5.625	08/15/2029	
		858,000.00		837,608.68	692,637.66
MLP1	92943GAA9	858,000.00		837,608.68	692,637.66
	WR GRACE HOLDING LLC	SR SECURED 144A 10/24 5.625	5.625	10/01/2024	
		139,000.00		140,177.50	136,915.00
MLP1	92943GAC5	139,000.00		140,177.50	136,915.00
	WR GRACE HOLDING LLC	SR SECURED 144A 06/27 4.875	4.875	06/15/2027	
		280,000.00		282,339.65	248,116.40
MLP1	92943GAD3	280,000.00		282,339.65	248,116.40
	WR GRACE CO	2021 TERM LOAN B	1.000	09/22/2028	
		231,660.00		231,630.30	226,883.17
MLP1	92943HAB5	231,660.00		231,630.30	226,883.17
	WALGREENS BOOTS ALLIANCE	SR UNSECURED 11/23 0.95	0.950	11/17/2023	
		585,000.00		584,906.40	563,083.98
MLK5	931427AU2	585,000.00		584,906.40	563,083.98
	WARRIOR MET COAL INC	SR SECURED 144A 12/28 7.875	7.875	12/01/2028	
		464,000.00		487,200.00	456,338.28
MLP2	93627CAB7	464,000.00		487,200.00	456,338.28
	WASTE PRO USA INC	SR UNSECURED 144A 02/26 5.5	5.500	02/15/2026	
		744,000.00		738,532.22	657,026.40
MLP1	94107JAA1	744,000.00		738,532.22	657,026.40

DCMT COMPOSITE
COMPOSITE
SCHEDULE H, LINE 4I - SCHEDULE OF ASSETS
(HELD AT END OF YEAR)

(A) FUND	(B) IDENTITY OF ISSUER	(C) DESCRIPTION OF INVESTMENT SHARES/PAR	RATE	MAT DATE	(D) COST	(E) CURRENT VALUE
		THE ULTIMATE SW GRP INC	1.000	05/03/2027		
		2021 2ND LIEN TERM LOAN				
		300,000.00			300,000.00	274,650.00
MLP1	943ZWTII7	300,000.00			300,000.00	274,650.00
		WEATHERFORD INTERNATIONAL	6.500	09/15/2028		
		SR SECURED 144A 09/28 6.5				
		731,000.00			732,566.62	716,599.30
MLP2	947075AT4	731,000.00			732,566.62	716,599.30
		WELLS FARGO + COMPANY	4.300	07/22/2027		
		SUBORDINATED 07/27 4.3				
		185,000.00			213,397.50	178,338.38
MLK3	94974BGL8	185,000.00			213,397.50	178,338.38
		WELLS FARGO + COMPANY	1.000	02/11/2031		
		SR UNSECURED 02/31 VAR				
		1,390,000.00			1,464,165.80	1,154,309.32
MLK3	95000U2J1	1,390,000.00			1,464,165.80	1,154,309.32
		WELLS FARGO + COMPANY	1.000	08/15/2026		
		SR UNSECURED 08/26 VAR				
		790,000.00			790,000.00	774,627.63
MLK5	95000U3C5	790,000.00			790,000.00	774,627.63
		WESCO DISTRIBUTION INC	7.250	06/15/2028		
		COMPANY GUAR 144A 06/28 7.25				
		792,000.00			848,624.99	802,275.38
MLP1	95					

DCMT COMPOSITE
COMPOSITE
SCHEDULE H, LINE 4I - SCHEDULE OF ASSETS
(HELD AT END OF YEAR)

(A) FUND	(B) IDENTITY OF ISSUER	(C) DESCRIPTION OF INVESTMENT SHARES/PAR	RATE	MAT DATE	(D) COST	(E) CURRENT VALUE
	YUM BRANDS INC	SR UNSECURED 04/32 5.375	5.375	04/01/2032		
		489,000.00			484,055.65	452,936.25
MLK3	988498AR2	175,000.00			170,055.65	162,093.75
MLP1	988498AR2	314,000.00			314,000.00	290,842.50
	ZAYO GROUP HOLDINGS INC	SR SECURED 144A 03/27 4	4.000	03/01/2027		
		454,000.00			453,369.81	336,763.58
MLP1	98919VAA3	454,000.00			453,369.81	336,763.58
	ZIGGO BOND CO BV	COMPANY GUAR 144A 02/30 5.125	5.125	02/28/2030		
		127,000.00			134,023.10	102,552.50
MLP1	98953GAD7	127,000.00			134,023.10	102,552.50
	ZIGGO BOND CO BV	SR UNSECURED 144A 01/27 6	6.000	01/15/2027		
		324,000.00			318,449.64	301,456.08
MLP1	98954UAB9	324,000.00			318,449.64	301,456.08
	ZIGGO BV	SR SECURED 144A 01/30 4.875	4.875	01/15/2030		
		298,000.00			302,379.20	249,357.46
MLP1	98955DAA8	298,000.00			302,379.20	249,357.46
	ZIMMER BIOMET HOLDINGS	SR UNSECURED 11/24 1.45	1.450	11/22/2024		
		600,000.00			600,000.00	558,091.60
MLK5	98956PAU6	600,000.00			600,000.00	558,091.60

DCMT COMPOSITE
COMPOSITE
SCHEDULE H, LINE 4I - SCHEDULE OF ASSETS
(HELD AT END OF YEAR)

DCMT COMPOSITE
COMPOSITE
SCHEDULE H, LINE 4I - SCHEDULE OF ASSETS
(HELD AT END OF YEAR)

(A) FUND	(B) IDENTITY OF ISSUER	(C) DESCRIPTION OF INVESTMENT SHARES/PAR	RATE	MAT DATE (D) COST	(E) CURRENT VALUE
CORPORATE STOCKS - PREFERRED					
	SCHAEFFLER AG	PREF PREFERENCE			
		40,919.000		269,134.33	277,964.54
MLD6	ACI0HBCQ2	40,919.000		269,134.33	277,964.54
	GRIFOLS SA	B PREFERENCE			
		5,479.000		103,623.61	45,785.61
MLX5	ACI0JF8K9	5,479.000		103,623.61	45,785.61
	HANWHA CORPORATION	3P PREFERENCE			
		15,605.000		167,101.35	170,920.72
MLD6	BD0564906	15,605.000		167,101.35	170,920.72
	DR ING HC F PORSCHE AG	PREFERENCE			
		11,636.000		1,009,078.94	1,176,654.34
MLDJ	BJN59B909	11,636.000		1,009,078.94	1,176,654.34
	RAIZEN SA	PREFERENCE PREFERENCE			
		831,882.000		1,108,000.45	589,277.65
MLC4	BL66B2908	831,882.000		1,108,000.45	589,277.65
	ITAU UNIBANCO HOLDING S	PREF PREFERENCE			
		256,400.000		1,358,102.47	1,214,072.64
MLC5	B037HR904	256,400.000		1,358,102.47	1,214,072.64
	BRASKEM SA	PREF A PREFERENCE			
		36,100.000		378,712.14	162,457.69
MLC5	B0774N903	36,100.000		378,712.14	162,457.69
	CIA ENERGETICA MINAS GER	PRF PREFERENCE			
		378,424.000		716,944.80	798,455.11
MLC5	B1YBRG902	378,424.000		716,944.80	798,455.11
	BANCO ESTADO RIO GRAN	PREF B PREFERENCE			
		110,200.000		366,341.77	202,460.34
MLC5	B23F8S900	110,200.000		366,341.77	202,460.34
	CIA PARANAENSE DE ENERGI	PFB PREFERENCE			
		99,200.000		151,692.63	148,619.16
MLX7	220015903	99,200.000		151,692.63	148,619.16
	ITAUSA SA	PREFERENCE			
		115,038.000		166,901.32	185,420.40
MLC5	245877006	115,038.000		166,901.32	185,420.40

DCMT COMPOSITE
COMPOSITE
SCHEDULE H, LINE 4I - SCHEDULE OF ASSETS
(HELD AT END OF YEAR)

(A) FUND	(B) IDENTITY OF ISSUER	(C) DESCRIPTION OF INVESTMENT SHARES/PAR	RATE	MAT DATE (D) COST	(E) CURRENT VALUE
	GERDAU SA PEF	PREFERENCE			
		167,800.000		875,925.45	933,431.70
MLC5	264551904	167,800.000		875,925.45	933,431.70
	PETROBRAS PETROLEO BRAS PR	PREFERENCE			
		403,900.000		2,138,299.83	1,874,245.94
MLD6	268453008	321,600.000		1,735,618.88	1,492,343.39
MLX7	268453008	82,300.000		402,680.95	381,902.55
	HENKEL AG + CO KGAA VOR PEF	PREFERENCE			
		4,155.000		364,118.99	288,326.10
MLD6	507670909	4,155.000		364,118.99	288,326.10
	VOLKSWAGEN AG PEF	PREFERENCE			
		38,384.000		7,496,542.70	4,769,180.91
MLDJ	549716900	9,027.000		2,039,052.82	1,121,597.44
MLD6	549716900	1,476.000		289,290.67	183,391.80
MLX8	549716900	27,881.000		5,168,199.21	3,464,191.67
	SARTORIUS AG VORZUG	PREFERENCE			
		2,550.000		1,019,534.33	1,005,317.04
MLX8	584332902	2,550.000		1,019,534.33	1,005,317.04
	LG CHEM LTD PREFERENCE	PREFERENCE			
		3,882.000		907,634.46	851,921.71
MLD2	634692909	3,882.000		907,634.46	851,921.71
	KUMHO PETRO CHEMICAL CO PFD	PREFERENCE			
		1,624.000		162,769.72	104,028.47
MLD6	649473006	1,624.000		162,769.72	104,028.47
	SAMSUNG ELECTRONICS PEF	PREFERENCE			
		146,286.000		6,613,610.31	5,842,185.05
MLC2	677381907	45,486.000		1,921,231.97	1,816,562.28
MLC5	677381907	21,850.000		874,178.08	872,617.64
MLD3	677381907	75,250.000		3,629,209.38	3,005,239.22
MLD6	677381907	2,849.000		155,327.50	113,779.75
MLX5	677381907	851.000		33,663.38	33,986.16
	PORSCHE AUTOMOBIL HLDG PRF	PREFERENCE			
		3,634.000		359,286.12	198,728.44
MLDJ	710106907	3,634.000		359,286.12	198,728.44
		-----		-----	-----
		2,673,098.000		25,733,355.72	20,839,453.56

DCMT COMPOSITE
COMPOSITE
SCHEDULE H, LINE 4I - SCHEDULE OF ASSETS
(HELD AT END OF YEAR)

(A) FUND	(B) IDENTITY OF ISSUER	(C) DESCRIPTION OF INVESTMENT SHARES/PAR	RATE	MAT DATE (D) COST	(E) CURRENT VALUE
-------------	------------------------	---	------	----------------------	----------------------

CORPORATE STOCKS - COMMON

	SAMSUNG C+T CORP	COMMON STOCK KRW100.0			
		750.000		68,646.74	67,319.10
MLC5	ACI0B34K8	750.000		68,646.74	67,319.10
	CANVEST ENVIRONMENTAL PROTEC	COMMON STOCK HKD.01			
		624,000.000		375,247.56	336,586.40
MLD2	ACI0B9XV9	624,000.000		375,247.56	336,586.40
	ASSA ABLOY AB B	COMMON STOCK SEK1.0			
		18,030.000		390,770.62	387,092.57
MLX5	ACI0CQYQ0	18,030.000		390,770.62	387,092.57
	ADANI TRANSMISSION LTD	COMMON STOCK INR10.0			
		8,456.000		376,814.98	262,684.88
MLX7	ACI0CTDM6	8,456.000		376,814.98	262,684.88
	NOMURA REAL ESTATE MASTER FU	REIT			
		365.000		473,445.77	450,907.58
MLD0	ACI0GQTT6	220.000		303,043.28	271,779.91
MLX7	ACI0GQTT6	145.000		170,402.49	179,127.67
	HORNBACH HOLDING AG + CO KGA	COMMON STOCK			
		4,205.000		320,358.53	346,681.33
MLD6	ACI0H9VW3	4,205.000		320,358.53	346,681.33
	FERRARI NV	COMMON STOCK EUR.01			
MRD60	ACI0H9VW3 ITj 0	4,205.000		320,358.53	346,681.33
	10,664,488	11,861,990	170,140,253	262,684.8	

MLC5	ACI0B34K8	4,205.000		320,358.53	346,681.33
------	-----------	-----------	--	------------	------------

DCMT COMPOSITE
COMPOSITE
SCHEDULE H, LINE 4I - SCHEDULE OF ASSETS
(HELD AT END OF YEAR)

(A) FUND	(B) IDENTITY OF ISSUER	(C) DESCRIPTION OF INVESTMENT SHARES/PAR	RATE	MAT DATE (D) COST	(E) CURRENT VALUE
MLD3	ACIQ6P48	1,295.000		872,333.93	840,802.69
		HYUNDAI CONSTRUCTION EQUIPME COMMON STOCK KRW5000.0			
		26,642.000		944,834.07	1,310,504.07
MLD6	ACI0TCVL7	26,642.000		944,834.07	1,310,504.07
		BHARAT ELECTRONICS LTD COMMON STOCK INR1.0			
		1,464,935.000		1,886,987.05	1,772,512.91
MLC2	ACI0T1NN6	794,662.000		1,032,391.69	961,509.32
MLC5	ACI0T1NN6	670,273.000		854,595.36	811,003.59
		BANCO DEL BAJIO SA COMMON STOCK			
		218,500.000		665,624.20	688,220.76
MLC5	ACI0VM9Y9	218,500.000		665,624.20	688,220.76
		ARCELORMITTAL COMMON STOCK			
		40,234.000		844,719.03	1,055,243.56
MLD6	ACI0V4RB9	40,234.000		844,719.03	1,055,243.56
		ESSITY AKTIEBOLAG B COMMON STOCK SEK3.35			
		61,747.000		1,492,143.03	1,619,603.16
MLD6	ACI0V9407	21,620.000		553,409.84	567,085.37
MLX7	ACI0V9407	40,127.000		938,733.19	1,052,517.79
		AU SMALL FINANCE BANK LTD COMMON STOCK INR10.0			
		26,108.000		211,715.74	206,689.65
MLX7	ACI0W0Q01	26,108.000		211,715.74	206,689.65
		MONEY FORWARD INC COMMON STOCK			
		5,500.000		244,074.62	169,654.02
MLDW	ACI0XCD32	5,500.000		244,074.62	169,654.02
		AROUNDTOWN SA COMMON STOCK EUR.01			
		123,864.000		296,867.82	288,579.05
MLD6	ACI0XQVJ6	123,864.000		296,867.82	288,579.05
		LINDE PLC COMMON STOCK EUR.001			
		16,131.000		4,833,578.75	5,258,566.76
MLDJ	ACI0YTV75	16,131.000		4,833,578.75	5,258,566.76
		COAL INDIA LTD COMMON STOCK INR10.			
		14,341.000		41,651.79	39,011.75
MLC5	ACI00AD24	14,341.000		41,651.79	39,011.75
		D IETEREN GROUP COMMON STOCK			
		18,200.000		2,951,773.09	3,480,770.30
MLD1	ACI00DRF4	18,200.000		2,951,773.09	3,480,770.30

DCMT COMPOSITE
COMPOSITE
SCHEDULE H, LINE 4I - SCHEDULE OF ASSETS
(HELD AT END OF YEAR)

DCMT COMPOSITE
COMPOSITE
SCHEDULE H, LINE 4I - SCHEDULE OF ASSETS
(HELD AT END OF YEAR)

(A) FUND	(B) IDENTITY OF ISSUER	(C) DESCRIPTION OF INVESTMENT SHARES/PAR	RATE	MAT DATE (D) COST	(E) CURRENT VALUE
MLD6	ACI04G724	1,533.000		182,530.68	178,648.51
	EVONIK INDUSTRIES AG	COMMON STOCK			
		1,888.000		47,757.90	36,138.44
MLD6	ACI0559Y5	1,888.000		47,757.90	36,138.44
	SUMBER ALFARIA TRIJAYA TBK P	COMMON STOCK IDR10.			
		3,466,200.000		504,315.11	590,038.86
MLC5	ACI06G6Q0	1,586,600.000		198,763.78	270,081.26
MLX7	ACI06G6Q0	1,879,600.000		305,551.33	319,957.60
	ASIAN PAINTS LTD	COMMON STOCK INR1.			
		5,723.000		188,529.41	213,548.91
MLX7	ACI06HHK9	5,723.000		188,529.41	213,548.91
	CIE FINANCIERE RICHEMO A REG	COMMON STOCK CHF1.0			
		106,028.000		9,092,831.21	13,740,550.37
MLDJ	ACI06R7K8	21,208.000		2,337,296.22	2,748,421.10
MLD3	ACI06R7K8	14,292.000		1,541,269.25	1,852,151.75
MLX1	ACI06R7K8	11,862.000		1,542,149.34	1,537,239.30
MLX5	ACI06R7K8	148.000		11,190.92	19,179.85
MLX9	ACI06R7K8	58,518.000		3,660,925.48	7,583,558.37
	CNH INDUSTRIAL NV	COMMON STOCK EUR.01			
		467,864.000		6,697,144.38	7,472,438.02
MLDX	ACI06WQZ3	168,606.000		2,242,104.36	2,692,872.04
MLX1	ACI06WQZ3	299,258.000		4,455,040.02	4,779,565.98
	IIDA GROUP HOLDINGS CO LTD	COMMON STOCK			
		53,400.000		825,432.06	809,832.88
MLDS	ACI06XDV4	53,400.000		825,432.06	809,832.88
	SIMCORP A/S	COMMON STOCK DKK1.			
		129,009.000		8,581,124.37	8,853,822.03
MLEF	ACI0638D6	129,009.000		8,581,124.37	8,853,822.03
	SUNTORY BEVERAGE + FOOD LTD	COMMON STOCK			
		11,300.000		368,682.06	385,387.85
MLX7	ACI0690K5	11,300.000		368,682.06	385,387.85
	MONCLER SPA	COMMON STOCK NPV			
		104,253.000		5,812,856.76	5,507,566.27
MLDQ	ACI07BQ96	26,005.000		1,506,361.52	1,373,814.29
MLDX	ACI07BQ96	78,248.000		4,306,495.24	4,133,751.98
	CHINA CONCH VENTURE HOLDINGS	COMMON STOCK HKD.01			
		137,500.000		342,144.89	298,784.75
MLX7	ACI07F6S7	137,500.000		342,144.89	298,784.75

DCMT COMPOSITE
COMPOSITE
SCHEDULE H, LINE 4I - SCHEDULE OF ASSETS
(HELD AT END OF YEAR)

(A) FUND	(B) IDENTITY OF ISSUER	(C) DESCRIPTION OF INVESTMENT SHARES/PAR	RATE	MAT DATE (D) COST	(E) CURRENT VALUE
	NOVO NORDISK A/S B	COMMON STOCK DKK.2			
		272,542.000		28,770,002.00	36,689,135.96
MLDJ	ACI07GG13	17,811.000		1,977,331.67	2,397,686.23
MLDX	ACI07GG13	46,801.000		4,617,522.64	6,300,270.24
MLD6	ACI07GG13	11,568.000		1,122,723.46	1,557,264.29
MLEF	ACI07GG13	98,193.000		10,786,861.91	13,218,573.02
MLX1	ACI07GG13	43,164.000		4,616,708.70	5,810,663.55
MLX5	ACI07GG13	26,735.000		2,611,786.23	3,599,019.78
MLX8	ACI07GG13	28,270.000		3,037,067.39	3,805,658.85
	VODAFONE GROUP PLC	COMMON STOCK USD.2095238			
		374,500.000		538,876.16	379,489.59
MLD0	ACI07KLY6	374,500.000		538,876.16	379,489.59
	BANCOLOMBIA SA	COMMON STOCK COP500.0			
		14,365.000		123,019.80	125,907.81
MLX7	ACI07NCC8	14,365.000		123,019.80	125,907.81
	INDUSTRIA DE DISENO TEXTIL	COMMON STOCK EUR.03			
		9,466.000		272,660.45	251,049.21
MLX5	ACI08XL68	9,466.000		272,660.45	251,049.21
	AXIS BANK LTD	COMMON STOCK INR2.0			
		485,008.000		5,006,750.10	5,480,889.38
MLC2	ACI08ZVY1	114,833.000		1,248,260.30	1,297,683.69
MLC4	ACI08ZVY1	108,433.000		1,045,630.92	1,225,359.74
MLD3	ACI08ZVY1	261,742.000		2,712,858.88	2,957,845.95
	UBS GROUP AG REG	COMMON STOCK CHF.1			
		1,081,692.000		15,029,901.97	20,115,121.98
MLDJ	ACI09N1W4	101,266.000		1,768,800.46	1,883,140.43
MLDX	ACI09N1W4	125,611.000		2,143,696.93	2,335,859.55
MLX1	ACI09N1W4	237,237.000		3,647,374.58	4,411,654.33
MLX9	ACI09N1W4	617,578.000		7,470,030.00	11,484,467.67
	CHINA EAST EDUCATION HOLDING	COMMON STOCK HKD.0001			
		250,000.000		206,599.10	199,552.85
MLD2	ACI1C8JX0	250,000.000		206,599.10	199,552.85
	EEKA FASHION HOLDINGS LTD	COMMON STOCK HKD.01			
		27,000.000		39,839.38	38,744.64
MLC5	ACI1D4X38	27,000.000		39,839.38	38,744.64
	GREENPANEL INDUSTRIES LTD	COMMON STOCK INR1.0			
		4,761.000		29,006.90	19,445.69
MLC5	ACI1D8795	4,761.000		29,006.90	19,445.69

DCMT COMPOSITE
COMPOSITE
SCHEDULE H, LINE 4I - SCHEDULE OF ASSETS
(HELD AT END OF YEAR)

(A) FUND	(B) IDENTITY OF ISSUER	(C) DESCRIPTION OF INVESTMENT SHARES/PAR	RATE	MAT DATE (D) COST	(E) CURRENT VALUE
		ORBIA ADVANCE CORP SAB DE CV			
		COMMON STOCK			
		118,400.000		312,314.84	209,917.77
MLC5	ACI1FD115	118,400.000		312,314.84	209,917.77
		PERENTI LTD			
		COMMON STOCK			
		162,837.000		108,489.66	145,212.71
MLD6	ACI1GFMW8	162,837.000		108,489.66	145,212.71
		HYUNDAI ENERGY SOLUTIONS			
		COMMON STOCK KRW5000.0			
		9,000.000		430,131.42	347,330.96
MLD2	ACI1GRD28	9,000.000		430,131.42	347,330.96
		WAREHOUSES DE PAUW SCA			
		REIT			
		6,200.000		258,732.92	176,672.49
MLD0	ACI1HPHT8	6,200.000		258,732.92	176,672.49
		CENTRAL RETAIL CORP PCL NVDR			
		NVDR THB1.0 A			
		489,700.000		536,938.29	653,923.05
MLC5	ACI1J14Y2	489,700.000		536,938.29	653,923.05
		YES BANK LTD			
		COMMON STOCK INR2.0			
		5,697,674.000		1,133,592.96	1,425,623.74
MLC5	ACI1L16R2	4,238,646.000		838,244.60	1,060,558.11
MLX7	ACI1L16R2	1,459,028.000		295,348.36	365,065.63
		JDE PEET S NV			
		COMMON STOCK			

DCMT COMPOSITE
COMPOSITE
SCHEDULE H, LINE 4I - SCHEDULE OF ASSETS
(HELD AT END OF YEAR)

(A) FUND	(B) IDENTITY OF ISSUER	(C) DESCRIPTION OF INVESTMENT SHARES/PAR	RATE	MAT DATE (D) COST	(E) CURRENT VALUE
MLX7	ACI1VLX06	153,140.000		120,475.80	109,954.26
	HEXAGON AB B SHS	COMMON STOCK EUR.22 316,927.000		2,566,182.79	3,315,422.34
MLX1	ACI1XML96	299,028.000		2,329,879.43	3,128,178.13
MLX5	ACI1XML96	17,899.000		236,303.36	187,244.21
	THUNGELA RESOURCES LTD	COMMON STOCK 65,683.000		1,063,374.07	1,106,593.52
MLC5	ACI1X3G78	47,116.000		720,725.85	793,786.22
MLD6	ACI1X3G78	18,567.000		342,648.22	312,807.30
	DNB BANK ASA	COMMON STOCK NOK12.5 281,399.000		5,588,534.14	5,554,566.60
MLD1	ACI1YWP65	246,284.000		5,084,207.92	4,861,427.65
MLX5	ACI1YWP65	35,115.000		504,326.22	693,138.95
	COMPANHIA BRASILEIRA DE ALUM	COMMON STOCK 133,200.000		275,167.89	291,388.80
MLC5	ACI1Z8FL5	133,200.000		275,167.89	291,388.80
	ASTER DM HEALTHCARE LTD	COMMON STOCK INR10.0 42,784.000		138,337.70	119,307.01
MLC5	ACI10WCW9	42,784.000		138,337.70	119,307.01
	BANDHAN BANK LTD	COMMON STOCK INR10.0 79,123.000		224,188.30	224,036.78
MLX7	ACI11FK06	79,123.000		224,188.30	224,036.78
	RELX PLC	COMMON STOCK GBP.144397 16,407.000		442,776.43	452,467.78
MLD6	ACI11TN03	16,407.000		442,776.43	452,467.78
	ADANI GREEN ENERGY LTD	COMMON STOCK INR10.0 44,219.000		1,202,425.09	1,027,304.70
MLX7	ACI11WSG6	44,219.000		1,202,425.09	1,027,304.70
	ASE TECHNOLOGY HOLDING CO LT	COMMON STOCK TWD10.0 651,000.000		1,755,998.18	1,988,869.55
MLC5	ACI126S98	651,000.000		1,755,998.18	1,988,869.55
	FINE ORGANIC INDUSTRIES LTD	COMMON STOCK INR5.0 4,701.000		339,346.66	325,654.91
MLC5	ACI13JKQ9	4,701.000		339,346.66	325,654.91
	KPP GROUP HOLDINGS CO LTD	COMMON STOCK 21,400.000		131,043.54	128,291.33
MLD6	ACI131213	21,400.000		131,043.54	128,291.33

DCMT COMPOSITE
COMPOSITE
SCHEDULE H, LINE 4I - SCHEDULE OF ASSETS
(HELD AT END OF YEAR)

(A) FUND	(B) IDENTITY OF ISSUER	(C) DESCRIPTION OF INVESTMENT SHARES/PAR	RATE	MAT DATE (D) COST	(E) CURRENT VALUE
	SIKA AG REG	COMMON STOCK CHF.01			
		17,997.000		4,934,989.33	4,312,510.70
MLDQ	ACI136GD1	15,564.000		4,391,504.43	3,729,505.84
MLX5	ACI136GD1	2,433.000		543,484.90	583,004.86
	COUNTRY GARDEN SERVICES HOLD	COMMON STOCK USD.0001			
		557,000.000		1,492,426.34	1,387,334.96
MLC2	ACI1374F7	277,000.000		756,416.60	689,931.39
MLD2	ACI1374F7	280,000.000		736,009.74	697,403.57
	NATIONAL BANK OF GREECE	COMMON STOCK EUR1.0			
		60,973.000		200,680.96	243,830.05
MLC5	ACI14S0Q0	33,396.000		93,059.87	133,550.07
MLD6	ACI14S0Q0	27,577.000		107,621.09	110,279.98
	MEITUAN CLASS B	COMMON STOCK USD.00001			
		43,100.000		947,815.35	964,717.26
MLC5	ACI14YZ22	43,100.000		947,815.35	964,717.26
	ARDENT LEISURE GROUP LTD	COMMON STOCK			
		519,560.000		195,355.08	213,165.47
MLD6	ACI16Q603	519,560.000		195,355.08	213,165.47
	SKISTAR AB	COMMON STOCK SEK.5			
		13,832.000		150,076.66	147,353.71
MLD6	ACI17HGY7	13,832.000		150,076.66	147,353.71
	ALCON INC	COMMON STOCK CHF.04			
		129,369.000		9,158,419.08	8,834,342.21
MLDI	ACI198PY5	98,982.000		6,924,324.75	6,759,276.65
MLDJ	ACI198PY5	30,387.000		2,234,094.33	2,075,065.56
	ADEVINTA ASA	COMMON STOCK NOK.2			
		14,965.000		171,835.17	99,655.26
MLX5	ACI1984W2	14,965.000		171,835.17	99,655.26
	LOCALIZA RENT A CAR SA	RIGHT			
		540.000		0.00	1,100.51
MLC2	ACI2BZF21	154.000		0.00	313.85
MLC4	ACI2BZF21	386.000		0.00	786.66
	AMERICANA RESTAURANTS INTERN	COMMON STOCK AED.073			
		1,156,658.000		895,620.41	935,366.63
MLC2	ACI2B6F90	712,214.000		578,596.88	575,953.49
MLC4	ACI2B6F90	444,444.000		317,023.53	359,413.14
	VITESCO TECHNOLOGIES GROUP A	COMMON STOCK			
		2,626.000		153,735.49	152,040.90

DCMT COMPOSITE
COMPOSITE
SCHEDULE H, LINE 4I - SCHEDULE OF ASSETS
(HELD AT END OF YEAR)

(A) FUND	(B) IDENTITY OF ISSUER	(C) DESCRIPTION OF INVESTMENT SHARES/PAR	RATE	MAT DATE (D) COST	(E) CURRENT VALUE
MLD6	ACI20BRX5	2,626.000		153,735.49	152,040.90
	DAIMLER TRUCK HOLDING AG	COMMON STOCK			
		95,408.000		2,604,996.31	2,947,299.82
MLX9	ACI223RB9	95,408.000		2,604,996.31	2,947,299.82
	SCHAEFFLER INDIA LTD	COMMON STOCK INR2.0			
		6,636.000		234,034.67	218,579.72
MLC5	ACI23CC24	6,636.000		234,034.67	218,579.72
	VARDHMAN TEXTILES LTD	COMMON STOCK INR2.0			
		40,658.000		190,121.26	161,688.41
MLC5	ACI24HZ35	40,658.000		190,121.26	161,688.41
	STRAUMANN HOLDING AG REG	COMMON STOCK CHF.01			
		21,882.000		2,534,756.72	2,497,556.42
MLDQ	ACI24VB55	21,476.000		2,500,083.98	2,451,216.60
MLX5	ACI24VB55	406.000		34,672.74	46,339.82
	NMDC STEEL LTD	COMMON STOCK INR10.0			
		116,525.000		63,475.94	54,227.15
MLC5	ACI29KN77	116,525.000		63,475.94	54,227.15
	KEYWORDS STUDIOS PLC	COMMON STOCK GBP.0001			
		60,777.000		2,168,108.41	1,991,480.43
MLDQ	BBQ385902	60,777.000		2,168,108.41	1,991,480.43
	VALEO	COMMON STOCK EUR1.0			
		5,930.000		132,314.79	105,690.79
MLX5	BDC5ST904	5,930.000		132,314.79	105,690.79
	BOE VARITRONIX LTD	COMMON STOCK HKD.25			
		62,000.000		108,282.58	117,884.16
MLC5	BDFBQH906	62,000.000		108,282.58	117,884.16
	PICC HOLDING CO A	COMMON STOCK CNY1.0			
		558,093.000		399,457.88	419,069.50
MLD6	BDFS9G900	558,093.000		399,457.88	419,069.50
	PLDT INC	COMMON STOCK PHP5.0			
		8,395.000		223,165.80	198,397.83
MLX7	BDGN27907	8,395.000		223,165.80	198,397.83
	MOTUS HOLDINGS LTD	COMMON STOCK			
		34,962.000		213,449.47	227,422.52
MLC5	BDRN3H902	34,962.000		213,449.47	227,422.52
	NATIONAL GRID PLC	COMMON STOCK GBP.1243129			
		108,800.000		1,510,447.13	1,305,352.91

DCMT COMPOSITE
COMPOSITE
SCHEDULE H, LINE 4I - SCHEDULE OF ASSETS
(HELD AT END OF YEAR)

(A) FUND	(B) IDENTITY OF ISSUER	(C) DESCRIPTION OF INVESTMENT SHARES/PAR	RATE	MAT DATE (D) COST	(E) CURRENT VALUE
MLD0	BDR05C901	108,800.000		1,510,447.13	1,305,352.91
	OLD MUTUAL LTD	COMMON STOCK			
		1,101,641.000		750,512.14	677,235.67
MLC5	BDVPYN905	1,101,641.000		750,512.14	677,235.67
	KONINKLIJKE AHOLD DELHAIZE N	COMMON STOCK EUR.01			
		195,184.000		5,482,712.61	5,591,041.25
MLD1	BD0Q39902	124,200.000		3,331,229.65	3,557,706.18
MLX7	BD0Q39902	70,984.000		2,151,482.96	2,033,335.07
	VARUN BEVERAGES LTD	COMMON STOCK INR10.0			
		102,872.000		1,433,820.52	1,645,603.83
MLC2	BD0RYG900	38,549.000		537,630.25	616,653.53
MLC5	BD0RYG900	58,386.000		812,953.82	933,978.39
MLX7	BD0RYG900	5,937.000		83,236.45	94,971.91
	BANK OF IRELAND GROUP PLC	COMMON STOCK EUR1.0			
		503,017.000		3,611,169.04	4,777,917.43
MLDX	BD1RP6901	503,017.000		3,611,169.04	4,777,917.43
	BAJAJ FINANCE LTD	COMMON STOCK INR2.0			
		12,548.000		1,089,698.14	997,560.69
MLC2	BD2N0P904	12,548.000		1,089,698.14	997,560.69
	TELKOM INDONESIA PERSERO TBK	COMMON STOCK IDR50.0			
		7,171,900.000		1,833,188.09	1,727,613.62
MLD2	BD4T6W908	2,605,600.000		603,048.07	627,653.77
MLX7	BD4T6W908	4,566,300.000		1,230,140.02	1,099,959.85
	SUOFEIYA HOME COLLECTION C A	COMMON STOCK CNY1.0			
		454,004.000		1,171,144.14	1,185,999.49
MLC4	BD5CFM906	454,004.000		1,171,144.14	1,185,999.49
	BEIJING ORIENTAL YUHONG A	COMMON STOCK CNY1.0			
		305,000.000		1,410,946.66	1,472,855.56
MLD3	BD5CFP909	305,000.000		1,410,946.66	1,472,855.56
	SUNGROW POWER SUPPLY CO LT A	COMMON STOCK CNY1.0			
		164,900.000		2,517,780.03	2,651,987.28
MLD3	BD5CGB909	123,000.000		1,857,384.64	1,978,134.84
MLX7	BD5CGB909	41,900.000		660,395.39	673,852.44
	SHIJIAZHANG YILING PHARMA A	COMMON STOCK CNY1.0			
		41,900.000		275,920.78	180,577.99
MLX7	BD5CHJ901	41,900.000		275,920.78	180,577.99
	XUJI ELECTRIC CO LTD A	COMMON STOCK CNY1.0			
		185,100.000		589,498.80	531,732.81

DCMT COMPOSITE
COMPOSITE
SCHEDULE H, LINE 4I - SCHEDULE OF ASSETS
(HELD AT END OF YEAR)

(A) FUND	(B) IDENTITY OF ISSUER	(C) DESCRIPTION OF INVESTMENT SHARES/PAR	RATE	MAT DATE (D) COST	(E) CURRENT VALUE
MLD2	BD5CJB906	185,100.000		589,498.80	531,732.81
	WEIFU HIGH TECHNOLOGY GRP A	COMMON STOCK CNY1.0 15,300.000		50,570.94	39,021.97
MLC5	BD5CJP905	15,300.000		50,570.94	39,021.97
	VENUSTECH GROUP INC A	COMMON STOCK CNY1.0 200,000.000		604,591.68	750,320.07
MLD2	BD5CJQ903	200,000.000		604,591.68	750,320.07
	MUYUAN FOODS CO LTD A	COMMON STOCK CNY1.0 401,873.000		3,207,495.72	2,818,204.00
MLC4	BD5CJX908	226,873.000		1,757,000.91	1,590,986.20
MLD2	BD5CJX908	175,000.000		1,450,494.81	1,227,217.80
	GUANGDONG HAID GROUP CO A	COMMON STOCK CNY1.0 80,000.000		692,247.58	710,387.39
MLD2	BD5CJ6907	80,000.000		692,247.58	710,387.39
	GLODON CO LTD A	COMMON STOCK CNY1.0 71,600.000		593,605.33	617,463.35
MLC2	BD5CK0908	71,600.000		593,605.33	617,463.35
	AIER EYE HOSPITAL GROUP CO A	COMMON STOCK CNY1.0 118,033.000		506,652.83	527,537.91
MLD2	BD5CLQ900	118,033.000		506,652.83	527,537.91
	SHANGHAI BAIRUN INVESTMENT A	COMMON STOCK CNY1.0 29,200.000		159,524.86	156,927.37
MLX7	BD5CLV909	29,200.000		159,524.86	156,927.37
	CHINA RESOURCES SANJIU MED A	COMMON STOCK CNY1.0 43,133.000		191,512.08	290,440.57
MLC5	BD5CL4909	43,133.000		191,512.08	290,440.57
	UNIGROUP GUOXIN MICROELECT A	COMMON STOCK CNY1.0 23,039.000		492,223.03	436,871.70
MLX7	BD5CL7902	23,039.000		492,223.03	436,871.70
	37 INTERACTIVE ENTERTAINME A	COMMON STOCK CNY1.0 109,300.000		313,544.56	284,582.19
MLC5	BD5CMH909	109,300.000		313,544.56	284,582.19
	LUZHOU LAOJIAO CO LTD A	COMMON STOCK CNY1.0 37,500.000		1,123,823.66	1,209,847.95
MLC2	BD5CMM908	37,500.000		1,123,823.66	1,209,847.95
	SHENZHEN INOVANCE TECHNOLO A	COMMON STOCK CNY1.0 157,067.000		1,545,192.41	1,570,285.90

DCMT COMPOSITE
COMPOSITE
SCHEDULE H, LINE 4I - SCHEDULE OF ASSETS
(HELD AT END OF YEAR)

(A) FUND	(B) IDENTITY OF ISSUER	(C) DESCRIPTION OF INVESTMENT SHARES/PAR	RATE	MAT DATE (D) COST	(E) CURRENT VALUE
MLC2	BD5CMN906	157,067.000		1,545,192.41	1,570,285.90
	BEIJING DABEINONG TECHNOLO A	COMMON STOCK CNY1.0 584,400.000		739,908.43	748,185.34
MLD2	BD5CMP901	584,400.000		739,908.43	748,185.34
	WULIANGYE YIBIN CO LTD A	COMMON STOCK CNY1.0 60,554.000		1,514,487.43	1,573,931.88
MLDJ	BD5CPG908	60,554.000		1,514,487.43	1,573,931.88
	GREE ELECTRIC APPLIANCES I A	COMMON STOCK CNY1.0 188,600.000		855,922.79	876,843.36
MLC5	BD5CPN903	188,600.000		855,922.79	876,843.36
	MIDEA GROUP CO LTD A	COMMON STOCK CNY1.0 189,777.000		1,362,980.19	1,414,107.14
MLC4	BD5CPP908	189,777.000		1,362,980.19	1,414,107.14
	PING AN BANK CO LTD A	COMMON STOCK CNY1.0 449,000.000		754,150.35	849,984.90
MLC5	BD5CPS902	449,000.000		754,150.35	849,984.90
	SHENZHEN OVERSEAS CHINESE A	COMMON STOCK CNY1.0 306,600.000		359,334.41	235,076.02
MLC5	BD5CP5902	306,600.000		359,334.41	235,076.02
	CHONGQING CHANGAN AUTOMOB A	COMMON STOCK CNY1.0 58,800.000		110,823.24	104,122.44
MLC5	BD5CP6900	58,800.000		110,823.24	104,122.44
	CENTRE TESTING INTL GROUP A	COMMON STOCK CNY1.0 109,400.000		450,928.97	350,938.62
MLC2	BD5C7D905	109,400.000		450,928.97	350,938.62
	HENGDIAN GROUP DMEGC A	COMMON STOCK CNY1.0 51,800.000		149,480.34	139,639.51
MLX7	BD5C8D904	51,800.000		149,480.34	139,639.51
	DO FLUORIDE NEW MATERIALS A	COMMON STOCK CNY1.0 24,700.000		135,431.54	118,388.88
MLX7	BD5C8H905	24,700.000		135,431.54	118,388.88
	GUANGZHOU TINCI MATERIALS A	COMMON STOCK CNY1.0 36,200.000		242,909.59	228,394.78
MLX7	BD5LR6908	36,200.000		242,909.59	228,394.78
	JIANGSU EASTERN SHENGHONG A	COMMON STOCK CNY1.0 121,600.000		243,319.45	228,097.30
MLX7	BD5LSB906	121,600.000		243,319.45	228,097.30

DCMT COMPOSITE
COMPOSITE
SCHEDULE H, LINE 4I - SCHEDULE OF ASSETS
(HELD AT END OF YEAR)

(A) FUND	(B) IDENTITY OF ISSUER	(C) DESCRIPTION OF INVESTMENT SHARES/PAR	RATE	MAT DATE	(D) COST	(E) CURRENT VALUE
	ASIA POTASH INTERNATIONAL A	COMMON STOCK CNY1.0				
		16,300.000			75,070.67	63,730.31
MLX7	BD5LTW909	16,300.000			75,070.67	63,730.31
	16,300.000	4---RURA TECHNOLOGY GROUPMMO				
		16,26,9000			75928,80 Td	63871,811.2

DCMT COMPOSITE
COMPOSITE
SCHEDULE H, LINE 4I - SCHEDULE OF ASSETS
(HELD AT END OF YEAR)

(A) FUND	(B) IDENTITY OF ISSUER	(C) DESCRIPTION OF INVESTMENT SHARES/PAR	RATE	MAT DATE (D) COST	(E) CURRENT VALUE
		HYOSUNG HEAVY INDUSTRIES COR	COMMON STOCK KRW5000.0		
			6,876.000	349,428.29	424,142.35
MLD6	BD8317901		6,876.000	349,428.29	424,142.35
		ASR NEDERLAND NV	COMMON STOCK EUR.16		
			68,127.000	3,005,786.35	3,224,622.35
MLDX	BD9PNF909		68,127.000	3,005,786.35	3,224,622.35
		GENSCRIPT BIOTECH CORP	COMMON STOCK USD.001		
			382,000.000	998,391.22	1,216,240.98
MLD2	BD9Q2J902		382,000.000	998,391.22	1,216,240.98
		CHENGXIN LITHIUM GROUP CO A	COMMON STOCK CNY1.0		
			24,900.000	177,807.40	134,283.84
MLX7	BFCCQ5908		24,900.000	177,807.40	134,283.84
		AK MEDICAL HOLDINGS LTD	COMMON STOCK HKD.01		
			296,000.000	303,396.28	371,282.33
MLC5	BFD6SZ902		296,000.000	303,396.28	371,282.33
		HINDUSTAN AERONAUTICS LTD	COMMON STOCK INR10.0		
			24,209.000	621,589.15	741,808.47
MLC5	BFLVFD901		24,209.000	621,589.15	741,808.47
		SIAM MAKRO PUBLIC CO FOREIGN	FOREIGN SH. THB.5 A		
			149,500.000	147,897.82	172,657.72
MLX7	BFMXRK907		149,500.000	147,897.82	172,657.72
		KPIT TECHNOLOGIES LTD	COMMON STOCK INR10.0		
			31,709.000	189,687.73	269,064.64
MLC5	BFMX0X908		31,709.000	189,687.73	269,064.64
		NORDEA BANK ABP	COMMON STOCK EUR1.0		
			49,799.000	548,972.05	533,074.03
MLD6	BFM0SV904		49,799.000	548,972.05	533,074.03
		ABSA GROUP LTD	COMMON STOCK ZAR2.0		
			224,462.000	2,469,463.35	2,557,930.17
MLC5	BFX05H908		90,590.000	987,992.24	1,032,347.99
MLD3	BFX05H908		133,872.000	1,481,471.11	1,525,582.18
		NETCOMPANY GROUP AS	COMMON STOCK DKK1.0		
			51,317.000	3,605,183.23	2,166,731.69
MLDQ	BFYDWS905		51,317.000	3,605,183.23	2,166,731.69
		UNIBAIL RODAMCO WESTFIELD	REIT EUR5.0		
			6,600.000	414,691.67	342,542.27
MLD0	BFYM46904		6,600.000	414,691.67	342,542.27

DCMT COMPOSITE
COMPOSITE
SCHEDULE H, LINE 4I - SCHEDULE OF ASSETS
(HELD AT END OF YEAR)

(A) FUND	(B) IDENTITY OF ISSUER	(C) DESCRIPTION OF INVESTMENT SHARES/PAR	RATE	MAT DATE (D) COST	(E) CURRENT VALUE
		HOSHINE SILICON INDUSTRY C A	COMMON STOCK CNY1.0		
			16,500.000	270,551.13	196,859.76
MLX7	BFYQH8907		16,500.000	270,551.13	196,859.76
		GUANGZHOU KINGMED DIAGNOST A	COMMON STOCK CNY1.0		
			87,600.000	901,459.81	985,416.52
MLC5	BFYX68904		87,600.000	901,459.81	985,416.52
		HUIZHOU DESAY SV AUTOMOTIV A	COMMON STOCK CNY1.0		
			14,700.000	248,500.31	222,750.98
MLX7	BFY8GX903		14,700.000	248,500.31	222,750.98
		SHENZHEN KANGTAI BIOLOGICA A	COMMON STOCK CNY1.0		
			32,800.000	147,850.52	148,767.06
MLX7	BFY8HT901		32,800.000	147,850.52	148,767.06
		CHINA TOWER CORP LTD H	COMMON STOCK CNY1.0		
			2,256,000.000	321,256.43	242,799.76
MLX7	BFZ2PK903		2,256,000.000	321,256.43	242,799.76
		JAPAN ELEVATOR SERVICE HOLDI	COMMON STOCK		
			30,500.000	560,401.15	382,333.55
MLDW	BF0QWT901		30,500.000	560,401.15	382,333.55
		HAPVIDA PARTICIPACOES E INVE	COMMON STOCK		
			1,882,100.000	1,956,698.81	1,810,894.07
MLD3	BF4J7N904		1,469,600.000	1,446,301.42	1,414,000.28
MLX7	BF4J7N904		412,500.000	510,397.39	396,893.79
		WIWYNN CORP	COMMON STOCK TWD10.0		
			8,000.000	235,068.06	207,447.41
MLX7	BF4QXG904		8,000.000	235,068.06	207,447.41
		LANDIS GYR GROUP AG	COMMON STOCK CHF10.0		
			4,535.000	296,301.05	319,832.20
MLD6	BF41XY900		4,535.000	296,301.05	319,832.20
		SOFTBANK CORP	COMMON STOCK		
			38,690.000	491,830.11	436,323.62
MLD0	BF5M0K909		38,690.000	491,830.11	436,323.62
		MAVI GIYIM SANAYI VE TICA B	COMMON STOCK		
			18,186.000	65,323.07	128,432.34
MLC5	BF5M48902		18,186.000	65,323.07	128,432.34
		EMAAR DEVELOPMENT PJSC	COMMON STOCK AED1.0		
			104,131.000	125,126.74	125,037.16
MLC5	BF557N903		104,131.000	125,126.74	125,037.16

DCMT COMPOSITE
COMPOSITE
SCHEDULE H, LINE 4I - SCHEDULE OF ASSETS
(HELD AT END OF YEAR)

(A) FUND	(B) IDENTITY OF ISSUER	(C) DESCRIPTION OF INVESTMENT SHARES/PAR	RATE	MAT DATE (D) COST	(E) CURRENT VALUE
	ATACADAO SA	COMMON STOCK			
		52,200.000		153,156.53	146,127.37
MLX7	BF7LBH904	52,200.000		153,156.53	146,127.37
	CHLITINA HOLDING LTD	COMMON STOCK TWD10.0			
		11,000.000		96,239.69	71,041.63
MLC5	BGCWLC902	11,000.000		96,239.69	71,041.63
	WUXI APPTec CO LTD H	COMMON STOCK CNY1.0			
		221,442.000		2,061,115.04	2,339,270.96
MLC4	BGHH0L903	221,442.000		2,061,115.04	2,339,270.96
	WOORI FINANCIAL GROUP INC	COMMON STOCK KRW5000.0			
		104,202.000		892,034.09	951,785.77
MLC5	BGHW9909	104,202.000		892,034.09	951,785.77
	HAIDILAO INTERNATIONAL HOLDI	COMMON STOCK USD.000005			
		85,000.000		233,182.84	243,947.75
MLX7	BGN971901	85,000.000		233,182.84	243,947.75
	XINYI SOLAR HOLDINGS LTD	COMMON STOCK HKD.1			
		192,000.000		327,341.16	212,542.04
MLX7	BGQYNN907	192,000.000		327,341.16	212,542.04
	NOVA LJUBLJANSKA B GDR REG S	GDR			
		73,999.000		981,924.21	999,038.78
MLD3	BGRPD2902	73,999.000		981,924.21	999,038.78
	CHINA CINDA ASSET MANAGEME H	COMMON STOCK CNY1.0			
		3,830,000.000		395,374.73	529,971.36
MLC5	BGY6SV906	3,830,000.000		395,374.73	529,971.36
	ALFEN N.V.	COMMON STOCK EUR.1			
		20,165.000		1,797,402.69	1,812,075.50
MLDQ	BG0SJ4905	20,165.000		1,797,402.69	1,812,075.50
	B3 SA BRASIL BOLSA BALCAO	COMMON STOCK			
		488,100.000		1,200,520.52	1,221,232.25
MLC2	BG36ZK906	218,500.000		563,350.22	546,689.71
MLX7	BG36ZK906	269,600.000		637,170.30	674,542.54
	INTERCONTINENTAL HOTELS GROU	COMMON STOCK GBP.2085213			
		112,341.000		6,606,429.23	6,410,806.18
MLEF	BHJYC0905	112,341.000		6,606,429.23	6,410,806.18
	ESR GROUP LTD	COMMON STOCK USD.001			
		42,000.000		134,690.67	88,144.06
MLX5	BHNCRK908	42,000.000		134,690.67	88,144.06

SCHED/22

DCMT COMPOSITE
COMPOSITE
SCHEDULE H, LINE 4I - SCHEDULE OF ASSETS
(HELD AT END OF YEAR)

(A) FUND	(B) IDENTITY OF ISSUER	(C) DESCRIPTION OF INVESTMENT SHARES/PAR	RATE	MAT DATE (D) COST	(E) CURRENT VALUE
	MEDACTA GROUP SA	COMMON STOCK CHF.1			
		6,781.000		806,384.24	754,910.29
MLDJ	BJYLTQ907	6,781.000		806,384.24	754,910.29
	LIVZON PHARMACEUTICAL GROU H	COMMON STOCK CNY1.0			
		14,400.000		68,763.94	48,430.80
MLC5	BJ3461909	14,400.000		68,763.94	48,430.80
	EQT AB	COMMON STOCK SEK.1			
		2,454.000		111,584.31	51,955.70
MLX5	BJ7W9K908	2,454.000		111,584.31	51,955.70
	SHENZHEN SC NEW ENERGY TEC A	COMMON STOCK CNY1.0			
		9,600.000		162,806.57	157,456.74
MLX7	BKDQ8D908	9,600.000		162,806.57	157,456.74
	BUDWEISER BREWING CO APAC LT	COMMON STOCK USD.00001			
		3,190,329.000		8,705,356.36	10,034,987.66
MLEF	BKDXJH902	3,091,529.000		8,391,026.23	9,724,218.21
MLX7	BKDXJH902	98,800.000		314,330.13	310,769.45
	FREEE KK	COMMON STOCK			
		6,300.000		433,815.33	139,803.71
MLDW	BKLFVR906	6,300.000		433,815.33	139,803.71
	NINGBO ORIENT WIRES + CABL A	COMMON STOCK CNY1.0			
		18,700.000		196,514.21	182,461.99
MLX7	BKM3FP904	18,700.000		196,514.21	182,461.99
	IVECO GROUP NV	COMMON STOCK EUR.01			

DCMT COMPOSITE
COMPOSITE
SCHEDULE H, LINE 4I - SCHEDULE OF ASSETS
(HELD AT END OF YEAR)

(A) FUND	(B) IDENTITY OF ISSUER	(C) DESCRIPTION OF INVESTMENT SHARES/PAR	RATE	MAT DATE (D) COST	(E) CURRENT VALUE
	PIRAMAL PHARMA LTD	COMMON STOCK INR10.0			
		181,870.000		412,477.14	251,601.86
MLD3	BKS9DQ905	181,870.000		412,477.14	251,601.86
	PATANJALI FOODS LTD	COMMON STOCK INR2.0			
		12,538.000		197,412.99	180,348.36
MLX7	BKVLFJ908	12,538.000		197,412.99	180,348.36
	CHINA FEIHE LTD	COMMON STOCK USD.000000025			
		214,000.000		456,893.13	182,058.82
MLX7	BK0SBL906	214,000.000		456,893.13	182,058.82
	HDFC BANK LIMITED	COMMON STOCK INR1.0			
		325,221.000		6,067,817.22	6,407,714.62
MLC2	BK1N46907	158,765.000		2,944,132.59	3,128,090.78
MLD3	BK1N46907	166,456.000		3,123,684.63	3,279,623.84
	MESAIEED PETROCHEMICAL HOLDI	COMMON STOCK QAR1.0			
		247,070.000		152,784.13	144,303.67
MLC5	BK4Z0B900	247,070.000		152,784.13	144,303.67
	ALIBABA GROUP HOLDING LTD	COMMON STOCK USD.000003125			
		2,587,755.000		34,685,591.02	28,596,450.80
MLC2	BK6YZP902	332,300.000		3,452,840.88	3,672,140.76
MLC4	BK6YZP902	652,929.000		6,359,717.59	7,215,309.03
MLC5	BK6YZP902	233,648.000		3,367,690.37	2,581,969.13
MLD2	BK6YZP902	148,209.000		1,626,215.91	1,637,810.14
MLD3	BK6YZP902	509,085.000		5,676,438.37	5,625,735.11
MLX9	BK6YZP902	711,584.000		14,202,687.90	7,863,486.63
	GUANGDONG JIA YUAN TECHNOL A	COMMON STOCK CNY1.0			
		128,576.000		1,057,101.72	829,528.55
MLD3	BK71DZ905	128,576.000		1,057,101.72	829,528.55
	SHENZHEN DYNANONIC CO LTD A	COMMON STOCK CNY1.0			
		4,800.000		196,306.88	158,526.98
MLX7	BK7172905	4,800.000		196,306.88	158,526.98
	BANK OF SUZHOU CO LTD A	COMMON STOCK CNY1.0			
		804,240.000		760,247.68	900,065.77
MLD6	BK7176906	804,240.000		760,247.68	900,065.77
	PHARMARON BEIJING CO LTD H	COMMON STOCK CNY1.0			
		272,419.000		1,486,400.74	1,890,017.09
MLC4	BK72QD908	272,419.000		1,486,400.74	1,890,017.09
	MEDLEY INC	COMMON STOCK			
		7,200.000		231,974.82	214,452.99

DCMT COMPOSITE
COMPOSITE
SCHEDULE H, LINE 4I - SCHEDULE OF ASSETS
(HELD AT END OF YEAR)

(A)	(B) IDENTITY OF ISSUER	(C) DESCRIPTION OF INVESTMENT	RATE	MAT DATE	(E) CURRENT
	1,343,9	HT.W222VALE5535 T I978,7 16	1,134,952.36HT	COMPOSITE	MLX7/22
	1,008,3	HT.W222VALE5535 T I808,559.7	851,530.972V	COMPOSITE	COMPOSITE

DCMT COMPOSITE
COMPOSITE
SCHEDULE H, LINE 4I - SCHEDULE OF ASSETS
(HELD AT END OF YEAR)

(A) FUND	(B) IDENTITY OF ISSUER	(C) DESCRIPTION OF INVESTMENT SHARES/PAR	RATE	MAT DATE (D) COST	(E) CURRENT VALUE
MLD0	BLZH0Z901	234,600.000		517,415.91	458,190.70
	SUZHOU MAXWELL TECHNOLOGIE A	COMMON STOCK CNY1.0 4,600.000		319,144.47	272,518.09
MLX7	BL61W9901	4,600.000		319,144.47	272,518.09
	PETERSHILL PARTNERS PLC	COMMON STOCK USD.01 146,225.000		571,028.46	297,261.06
MLDI	BL9ZF3905	146,225.000		571,028.46	297,261.06
	HARBOUR ENERGY PLC	COMMON STOCK GBP.00002 807,492.000		3,906,933.95	2,956,736.06
MLD8	BMBVGQ907	807,492.000		3,906,933.95	2,956,736.06
	INDIAN RAILWAY FINANCE CORP	COMMON STOCK INR10.0 190,579.000		55,429.34	74,983.03
MLC5	BMDGT1909	190,579.000		55,429.34	74,983.03
	MONDE NISSIN CORP	COMMON STOCK PHP.5 753,300.000		166,459.59	149,774.60
MLX7	BMDTTT900	753,300.000		166,459.59	149,774.60
	STELLANTIS NV	COMMON STOCK EUR.01 2,456.000		49,958.56	34,782.86
MLD6	BMD8F9905	2,456.000		49,958.56	34,782.86
	STELLANTIS NV	COMMON STOCK EUR.01 42,007.000		727,937.47	594,651.00
MLD6	BMD8KX906	42,007.000		727,937.47	594,651.00
	BLOCK INC CDI	CDI 306.000		37,109.84	19,078.83
MLX5	BMHJ8W904	306.000		37,109.84	19,078.83
	TENCENT HOLDINGS LTD	COMMON STOCK HKD.00002 389,861.000		14,273,558.00	16,683,460.36
MLC2	BMMV2K903	59,400.000		1,955,830.70	2,541,925.32
MLC4	BMMV2K903	87,811.000		2,879,435.62	3,757,727.34
MLC5	BMMV2K903	120,900.000		4,394,725.53	5,173,716.68
MLD2	BMMV2K903	40,600.000		1,600,001.89	1,737,410.23
MLD3	BMMV2K903	70,450.000		3,023,814.69	3,014,791.89
MLX5	BMMV2K903	10,700.000		419,749.57	457,888.90
	SUZHOU TA+A ULTRA CLEAN TE A	COMMON STOCK CNY1.0 17,100.000		167,646.12	137,455.30
MLX7	BMQBTG903	17,100.000		167,646.12	137,455.30
	ZHEJIANG JIUZHOU PHARMACEU A	COMMON STOCK CNY1.0 25,600.000		137,879.05	156,250.70

DCMT COMPOSITE
COMPOSITE
SCHEDULE H, LINE 4I - SCHEDULE OF ASSETS
(HELD AT END OF YEAR)

(A) FUND	(B) IDENTITY OF ISSUER	(C) DESCRIPTION OF INVESTMENT SHARES/PAR	RATE	MAT DATE (D) COST	(E) CURRENT VALUE
MLX7	BMQBVL909	25,600.000		137,879.05	156,250.70
	DAVIDE CAMPARI MILANO NV	COMMON STOCK EUR.01 189,977.000		2,057,388.12	1,922,908.16
MLDQ	BMQ5W1905	189,977.000		2,057,388.12	1,922,908.16
	CHINA DESIGN GROUP CO LTD A	COMMON STOCK CNY1.0 396,498.000		543,795.63	432,333.79
MLD6	BMTCXC902	396,498.000		543,795.63	432,333.79
	RIYUE HEAVY INDUSTRY CO LT A	COMMON STOCK CNY1.0 393,558.000		1,346,648.04	1,149,248.01
MLC4	BMTCX5907	393,558.000		1,346,648.04	1,149,248.01
	DASSAULT AVIATION SA	COMMON STOCK EUR.8 721.000		117,014.42	121,732.83
MLX7	BMT9L1906	721.000		117,014.42	121,732.83
	SHANDONG PHARMACEUTICAL A	COMMON STOCK CNY1.0 340,556.000		1,469,241.88	1,391,284.20
MLD3	BMVB2W901	340,556.000		1,469,241.88	1,391,284.20
	LOOMIS AB	COMMON STOCK SEK5.0 96,820.000		3,068,521.56	2,657,567.07
MLD1	BMVB56905	86,531.000		2,765,594.67	2,375,149.10
MLD6	BMVB56905	10,289.000		302,926.89	282,417.97
	INVESTOR AB B SHS	COMMON STOCK SEK6.25 71,553.000		1,678,135.23	1,294,883.03
MLD6	BMV7PQ908	71,553.000		1,678,135.23	1,294,883.03
	LI AUTO INC CLASS A	COMMON STOCK USD.0001 77,100.000		914,334.07	758,657.01
MLX7	BMW5M0901	77,100.000		914,334.07	758,657.01
	PEPCO GROUP NV	COMMON STOCK 33,966.000		377,270.54	306,032.79
MLD3	BMXNYN908	33,966.000		377,270.54	306,032.79
	SHENZHEN NEW INDUSTRIES BI A	COMMON STOCK CNY1.0 21,000.000		120,103.71	151,465.11
MLX7	BMXTX2902	21,000.000		120,103.71	151,465.11
	EUROCOMMERCIAL PROPERTIES NV	REIT EUR10.0 11,963.000		282,335.25	288,545.64
MLD6	BMZ4R2902	11,963.000		282,335.25	288,545.64
	DASSAULT SYSTEMES	COMMON STOCK EUR.1 769.000		38,912.16	27,489.85

DCMT COMPOSITE
COMPOSITE
SCHEDULE H, LINE 4I - SCHEDULE OF ASSETS
(HELD AT END OF YEAR)

(A) FUND	(B) IDENTITY OF ISSUER	(C) DESCRIPTION OF INVESTMENT SHARES/PAR	RATE	MAT DATE (D) COST	(E) CURRENT VALUE
MLX5	BM8H5Y907	769.000		38,912.16	27,489.85
		AYDEM YENILENEBILIR ENERJI A COMMON STOCK			
		114,872.000		83,247.69	162,371.49
MLD6	BM9KX9903	114,872.000		83,247.69	162,371.49
		AMPOL LTD COMMON STOCK			
		23,599.000		555,631.96	452,583.56
MLD6	BM9120908	23,599.000		555,631.96	452,583.56
		NETEASE INC COMMON STOCK USD.0001			
		110,200.000		1,526,309.08	1,616,653.53
MLC5	BM93SF903	110,200.000		1,526,309.08	1,616,653.53
		EUROFINS SCIENTIFIC COMMON STOCK EUR.1			
		43,593.000		3,228,608.98	3,119,940.26
MLDI	BNDPYV905	41,277.000		3,027,636.65	2,954,184.71
MLX5	BNDPYV905	2,316.000		200,972.33	165,755.55
		WORLDLINE SA COMMON STOCK EUR.68			
		101,676.000		6,230,067.61	3,964,004.11
MLDI	BNFWR4906	98,116.000		6,030,846.76	3,825,211.72
MLX5	BNFWR4906	3,560.000		199,220.85	138,792.39
		NN GROUP NV COMMON STOCK EUR.12			
		1,376.000		71,511.18	56,039.31
MLD6	BNG8PQ901	1,376.000		71,511.18	56,039.31
		ARGENX SE COMMON STOCK			
		354.000		105,627.15	131,589.95
MLDJ	BNHKYX908	354.000		105,627.15	131,589.95
		YANGLING METRON NEW MATERI A COMMON STOCK CNY1.0			

DCMT COMPOSITE
COMPOSITE
SCHEDULE H, LINE 4I - SCHEDULE OF ASSETS
(HELD AT END OF YEAR)

(A) FUND	(B) IDENTITY OF ISSUER	(C) DESCRIPTION OF INVESTMENT SHARES/PAR	RATE	MAT DATE (D) COST	(E) CURRENT VALUE
		YUEXIU PROPERTY CO LTD	COMMON STOCK		
		216,000.000		230,665.12	261,526.34
MLC5	BNR5PB908	216,000.000		230,665.12	261,526.34
		LG ENERGY SOLUTION	COMMON STOCK KRW500.0		
		907.000		407,918.06	312,375.25
MLC5	BNSP8W906	907.000		407,918.06	312,375.25
		TRIP.COM GROUP LTD	COMMON STOCK USD.00125		
		19,500.000		594,572.10	683,566.20
MLC2	BNYK8H903	19,500.000		594,572.10	683,566.20
		UNIVERSAL MUSIC GROUP NV	COMMON STOCK EUR10.0		
		320,962.000		7,507,550.12	7,710,722.68
MLDI	BNZGVV904	107,291.000		2,333,371.92	2,577,536.12
MLDX	BNZGVV904	213,671.000		5,174,178.20	5,133,186.56
		CIE FINANCIERE RICHEMO A REG	CIE FINANCIERE RICHEMO CW		
		8,971.000		0.00	7,466.14
MLX5	BN2BT8905	8,971.000		0.00	7,466.14
		VESTAS WIND SYSTEMS A/S	COMMON STOCK DKK.2		
		306,875.000		7,245,808.33	8,900,799.75
MLD8	BN4MYF907	208,626.000		5,177,754.62	6,051,122.60
MLX1	BN4MYF907	98,249.000		2,068,053.71	2,849,677.15
		UIE PLC	COMMON STOCK USD1.0		
		67,441.000		1,884,554.08	1,727,680.49
MLEF	BN49BC908	67,441.000		1,884,554.08	1,727,680.49
		WIZZ AIR HOLDINGS PLC	COMMON STOCK GBP.0001		
		111,176.000		5,214,261.57	2,546,957.53
MLDQ	BN574F902	111,176.000		5,214,261.57	2,546,957.53
		OUTSURANCE GROUP LTD	COMMON STOCK ZAR.0001		
		267,431.000		440,587.22	495,725.76
MLC5	BN6QSM908	267,431.000		440,587.22	495,725.76
		GSK PLC	COMMON STOCK GBP.3125		
		14,001.000		258,155.05	242,117.85
MLX7	BN7SWP901	14,001.000		258,155.05	242,117.85
		MICHELIN (CGDE)	COMMON STOCK EUR.5		
		135,720.000		4,528,771.18	3,763,852.05
MLD1	BPBPJ0907	135,720.000		4,528,771.18	3,763,852.05
		F+F CO LTD / NEW	COMMON STOCK KRW100.0		
		3,558.000		407,601.59	406,588.37

DCMT COMPOSITE
COMPOSITE
SCHEDULE H, LINE 4I - SCHEDULE OF ASSETS
(HELD AT END OF YEAR)

(A)	(B) IDENTITY OF ISSUER	(C) DESCRIPTION OF INVESTMENT	RATE	MAT DATE	(E) CURRENT	
FUND .OF Rj 0 0 Td 0 -19.5 Td (FUND .OF Rj 0 0 Td 0 -19.5 Td (CHONGQ 12 BREWERYPOS A MPPPPPPPOSIMF			RATEEEEEEEVALU	0 0 Td 0 -19.5 Td (-----
0 0 Td 0 -19.5 Td (MLC2TEEEEEEEBP3RCZ902	ISTOCK CNY1.)Tj	0
MLC5Td 0 -19.BP3RCZ902						
0 0 Td 0 -19.5 Td (CH4I SE UNIVERSE PUBLISH4I A MPOSIMF)Tj	0
		ISTOCK CNY1.				
		BANKINVEOSIMUNICA OF SPOS A MPPOSIMF				
		ISTOCK CNY1.				
		CO5,958,2 .0				
FUND .OF Rj 0 0 Td 0 -5,958,2 .0						
MLC5Td 0 -19.BP3R2L904		COMP344,5 .0				
0 0 Td 0 -19.5 Td (CH4IA YANGTZE POWERPOS LTD A MPOSIMF)Tj	0
MLC2TEEEEEEEBP3R2M902		ISTOCK CNY1.				
0 0 Td 0 -19.5 Td (CH4IA ST CF STRUC OF I A MPPOSIMF)Tj	0
MLD2TEEEEEEEBP3R2Q903		ISTOCK CNY1.				
		CO330,4 .0				

DCMT COMPOSITE
COMPOSITE
SCHEDULE H, LINE 4I - SCHEDULE OF ASSETS
(HELD AT END OF YEAR)

(A) FUND	(B) IDENTITY OF ISSUER	(C) DESCRIPTION OF INVESTMENT SHARES/PAR	RATE	MAT DATE (D) COST	(E) CURRENT VALUE
		HUAXIA BANK CO LTD A			
		COMMON STOCK CNY1.0			
		291,800.000		217,389.14	217,852.04
MLD6	BP3R2T907	291,800.000		217,389.14	217,852.04
		INNER MONGOLIA YILI INDUS A			
		COMMON STOCK CNY1.0			
		292,600.000		1,315,273.54	1,304,803.14
MLD3	BP3R2V902	292,600.000		1,315,273.54	1,304,803.14
		BANK OF BEIJING CO LTD A			
		COMMON STOCK CNY1.0			
		147,500.000		100,661.00	91,448.85
MLD6	BP3R2W900	147,500.000		100,661.00	91,448.85
		CHINA UNITED NETWORK A			
		COMMON STOCK CNY1.0			
		548,700.000		354,597.28	353,607.89
MLC5	BP3R2X908	548,700.000		354,597.28	353,607.89
		BAOSHAN IRON + STEEL CO A			
		COMMON STOCK CNY1.0			
		49,000.000		53,629.41	39,401.87
MLC5	BP3R2Y906	49,000.000		53,629.41	39,401.87
		ANHUI CONCH CEMENT CO LTD A			
		COMMON STOCK CNY1.0			
		259,000.000		1,029,798.91	1,020,098.68
MLD3	BP3R2Z903	259,000.000		1,029,798.91	1,020,098.68
		AGRICULTURAL BANK OF CHINA A			
		COMMON STOCK CNY1.0			
		13,709.000		6,488.96	5,738.62
MLD6	BP3R22906	13,709.000		6,488.96	5,738.62
		BANK OF CHINA LTD A			
		COMMON STOCK CNY1.0			
		2,038,200.000		1,005,451.88	926,494.53
MLD6	BP3R23904	2,038,200.000		1,005,451.88	926,494.53
		CHINA PETROLEUM + CHEMICAL A			
		COMMON STOCK CNY1.0			
		839,000.000		566,053.32	526,207.98
MLD6	BP3R24902	839,000.000		566,053.32	526,207.98
		INDUSTRIAL BANK CO LTD A			
		COMMON STOCK CNY1.0			
		351,400.000		1,100,801.14	889,153.16
MLC5	BP3R29901	100,200.000		339,513.10	253,537.70
MLD6	BP3R29901	251,200.000		761,288.04	635,615.46
		SANY HEAVY INDUSTRY CO LTD A			
		COMMON STOCK CNY1.0			
		225,000.000		522,298.33	511,385.70
MLD2	BP3R3H902	225,000.000		522,298.33	511,385.70
		GD POWER DEVELOPMENT CO A			
		COMMON STOCK CNY1.0			
		1,106,900.000		656,269.52	679,900.31
MLD6	BP3R3J908	1,106,900.000		656,269.52	679,900.31

DCMT COMPOSITE
COMPOSITE
SCHEDULE H, LINE 4I - SCHEDULE OF ASSETS
(HELD AT END OF YEAR)

(A) FUND	(B) IDENTITY OF ISSUER	(C) DESCRIPTION OF INVESTMENT SHARES/PAR	RATE	MAT DATE (D) COST	(E) CURRENT VALUE
	GEMDALE CORP A	COMMON STOCK CNY1.0			
		636,000.000		971,382.56	935,926.47
MLC5	BP3R3Q902	513,600.000		776,661.10	755,804.77
MLX7	BP3R3Q902	122,400.000		194,721.46	180,121.70
	CHINA OILFIELD SERVICES A	COMMON STOCK CNY1.0			
		41,100.000		92,053.09	98,024.66
MLD6	BP3R34901	41,100.000		92,053.09	98,024.66
	AVIC INDUSTRY FINANCE HOLD A	COMMON STOCK CNY1.0			
		142,200.000		69,734.05	67,093.80
MLC5	BP3R4C902	142,200.000		69,734.05	67,093.80
	ALUMINUM CORP OF CHINA LTD A	COMMON STOCK CNY1.0			
		3,127,297.000		1,920,193.71	2,010,877.57
MLC4	BP3R4D900	3,127,297.000		1,920,193.71	2,010,877.57
	UNIVERSAL SCIENTIFIC INDUS A	COMMON STOCK CNY1.0			
		167,100.000		425,753.44	390,125.15
MLC5	BP3R4F905	167,100.000		425,753.44	390,125.15
	METALLURGICAL CORP OF CHIN A	COMMON STOCK CNY1.0			
		1,663,000.000		856,973.03	760,726.15
MLD6	BP3R4K904	1,663,000.000		856,973.03	760,726.15
	POWER CONSTRUCTION CORP OF A	COMMON STOCK CNY1.0			
		700,000.000		753,041.99	712,919.14
MLD2	BP3R4M900	700,000.000		753,041.99	712,919.14
	SHANGHAI INTERNATIONAL AIR A	COMMON STOCK CNY1.0			
		260,684.000		2,154,746.10	2,164,085.57
MLC4	BP3R4P903	260,684.000		2,154,746.10	2,164,085.57
	HUAYU AUTOMOTIVE SYSTEMS A	COMMON STOCK CNY1.0			
		77,700.000		279,257.92	193,699.53
MLC5	BP3R4T905	77,700.000		279,257.92	193,699.53
	NARI TECHNOLOGY CO LTD A	COMMON STOCK CNY1.0			
		110,000.000		478,756.44	386,092.61
MLD2	BP3R44900	110,000.000		478,756.44	386,092.61
	OFFSHORE OIL ENGINEERING A	COMMON STOCK CNY1.0			
		628,591.000		465,984.04	547,961.14
MLD6	BP3R45907	628,591.000		465,984.04	547,961.14
	CHINA TOURISM GROUP DUTY F A	COMMON STOCK CNY1.0			
		59,996.000		1,724,659.98	1,864,426.81
MLC4	BP3R46905	59,996.000		1,724,659.98	1,864,426.81

DCMT COMPOSITE
COMPOSITE
SCHEDULE H, LINE 4I - SCHEDULE OF ASSETS
(HELD AT END OF YEAR)

(A) FUND	(B) IDENTITY OF ISSUER	(C) DESCRIPTION OF INVESTMENT SHARES/PAR	RATE	MAT DATE (D) COST	(E) CURRENT VALUE
	YANKUANG ENERGY GROUP CO A	COMMON STOCK CNY1.0			
		40,800.000		205,711.70	197,083.30
MLD6	BP3R5S906	40,800.000		205,711.70	197,083.30
	CHINA SOUTH PUBLISHING A	COMMON STOCK CNY1.0			
		101,100.000		173,983.31	145,141.19
MLC5	BP3R50907	101,100.000		173,983.31	145,141.19
	SHANXI LU AN ENVIRONMENTAL A	COMMON STOCK CNY1.0			
		53,700.000		113,763.41	130,161.69
MLD6	BP3R68909	53,700.000		113,763.41	130,161.69
	PINGDINGSHAN TIANAN COAL A	COMMON STOCK CNY1.0			
		423,000.000		802,364.01	657,771.48
MLD6	BP3R9C907	423,000.000		802,364.01	657,771.48
	SHANDONG NANSHAN ALUMINUM A	COMMON STOCK CNY1.0			
		204,200.000		155,061.45	96,053.34
MLC5	BP3R9D905	204,200.000		155,061.45	96,053.34
	TANGSHAN PORT GROUP CO LTD A	COMMON STOCK CNY1.0			
		773,000.000		288,141.90	304,676.55
MLD6	BP3R9F900	773,000.000		288,141.90	304,676.55
	JIANGSU ZHONGTIAN TECHNOLO A	COMMON STOCK CNY1.0			
		94,500.000		280,083.90	219,539.82
MLX7	BP3R9T900	94,500.000		280,083.90	219,539.82
	COSCO SHIPPING ENERGY TRAN A	COMMON STOCK CNY1.0			
		97,200.000		188,350.80	168,485.41
MLX7	BP3R9Y909	97,200.000		188,350.80	168,485.41
	ZHEJIANG JUHUA CO A	COMMON STOCK CNY1.0			
		331,100.000		836,269.55	738,720.17
MLC5	BP3R98906	51,100.000		129,656.40	114,009.67
MLD2	BP3R98906	280,000.000		706,613.15	624,710.50
	AMERICANA RESTAURANTS INTERN	COMMON STOCK AED.073			
		1,725,866.000		1,325,914.42	1,400,716.15
MLD3	BP4X2F903	1,725,866.000		1,325,914.42	1,400,716.15
	SHELL PLC	COMMON STOCK EUR.07			
		429,886.000		10,359,594.04	12,027,979.90
MLDJ	BP6MXD906	139,507.000		3,730,255.78	3,903,331.10
MLD3	BP6MXD906	43,796.000		1,185,085.65	1,225,388.61
MLD6	BP6MXD906	43,272.000		1,162,037.57	1,210,727.37
MLX9	BP6MXD906	203,311.000		4,282,215.04	5,688,532.82

DCMT COMPOSITE
COMPOSITE
SCHEDULE H, LINE 4I - SCHEDULE OF ASSETS
(HELD AT END OF YEAR)

(A) FUND	(B) IDENTITY OF ISSUER	(C) DESCRIPTION OF INVESTMENT SHARES/PAR	RATE	MAT DATE (D) COST	(E) CURRENT VALUE
		SHELL PLC		COMMON STOCK EUR.07	
				48,125.000	1,260,618.05
MLD6	BP6MXT901			48,125.000	1,360,049.43
		360 DIGITECH INC CLASS A		COMMON STOCK USD.00001	
				49,150.000	318,151.02
MLD3	BP6PRB900			49,150.000	495,596.38
		GUSHENGTANG HOLDINGS LTD		COMMON STOCK USD.0001	
				69,800.000	377,942.25
MLD2	BP6TX6906			69,800.000	451,623.65
		SINENG ELECTRIC CO LTD A		COMMON STOCK CNY1.0	
				90,000.000	733,745.15
MLD2	BP91MM901			90,000.000	761,770.50
		PONY TESTING INTERNATIONAL A		COMMON STOCK	
				88,411.000	458,176.41
MLC2	BP91MQ902			88,411.000	414,730.60
		NINGBO DEYE TECHNOLOGY CO A		COMMON STOCK CNY1.0	
				20,300.000	1,088,373.85
MLC5	BP91NG903			13,900.000	967,153.35
MLX7	BP91NG903			6,400.000	662,238.01
		GOODWE TECHNOLOGIES CO LTD A		COMMON STOCK CNY1.0	
				3,465.000	145,631.73
MLX7	BP91NV900			3,465.000	161,040.73
		YUNNAN BOTANEE BIO TECHNOL A		COMMON STOCK CNY1.0	
				42,100.000	1,022,539.46
MLC2	BP91N4900			42,100.000	903,808.28
		TRINA SOLAR CO LTD A		COMMON STOCK CNY1.0	
				61,902.000	555,173.37
MLX7	BP91P0906			61,902.000	567,756.31
		RECRUIT HOLDINGS CO LTD		COMMON STOCK	
				91,820.000	4,032,562.83
MLDW	BQRRZ0906			39,000.000	2,906,757.65
MLD6	BQRRZ0906			14,500.000	1,671,457.39
MLX5	BQRRZ0906			5,800.000	881,452.40
MLX8	BQRRZ0906			32,520.000	191,278.67
		ZALANDO SE		COMMON STOCK	
				54,711.000	4,383,768.64
MLDQ	BQV0SV900			54,711.000	1,933,302.46
					4,383,768.64
					1,933,302.46

DCMT COMPOSITE
COMPOSITE
SCHEDULE H, LINE 4I - SCHEDULE OF ASSETS
(HELD AT END OF YEAR)

(A) FUND	(B) IDENTITY OF ISSUER	(C) DESCRIPTION OF INVESTMENT SHARES/PAR	RATE	MAT DATE (D) COST	(E) CURRENT VALUE
		SEMIRARA MINING AND POWER CO	COMMON STOCK PHP1.0		
			338,900.000	115,781.77	209,807.55
MLD6	BQ13Z0907		338,900.000	115,781.77	209,807.55
		SHANGHAI RURAL COMMERCIAL A	COMMON STOCK CNY1.0		
			234,600.000	173,534.66	198,433.19
MLD6	BQ3RWZ908		234,600.000	173,534.66	198,433.19
		IRAY TECHNOLOGY CO LTD A	COMMON STOCK CNY1.0		
			1,955.000	132,416.53	128,767.84
MLX7	BQ3RXC908		1,955.000	132,416.53	128,767.84
		WUXI AUTOWELL TECHNOLOGY C A	COMMON STOCK CNY1.0		
			4,680.000	151,183.98	135,316.54
MLX7	BQ3RXH907		4,680.000	151,183.98	135,316.54
		3PEAK INC A	COMMON STOCK CNY1.0		
			2,270.000	85,913.49	89,932.06
MLX7	BQ3RXX900		2,270.000	85,913.49	89,932.06
		PYLON TECHNOLOGIES CO LTD A	COMMON STOCK CNY1.0		
			4,109.000	212,727.53	186,573.91
MLX7	BQ3RX8907		4,109.000	212,727.53	186,573.91
		LONGI GREEN ENERGY TECHNOL A	COMMON STOCK CNY1.0		
			130,700.000	975,431.26	794,536.88
MLC2	BRTL41907		130,700.000	975,431.26	794,536.88
		MEDIBANK PRIVATE LTD	COMMON STOCK		
			182,949.000	340,559.02	365,997.25
MLX7	BRTNNQ907		182,949.000	340,559.02	365,997.25
		ALIBABA HEALTH INFORMATION T	COMMON STOCK HKD.01		
			100,000.000	92,010.87	85,202.34
MLC5	BRXVS6903		100,000.000	92,010.87	85,202.34
		CGN POWER CO LTD H	COMMON STOCK CNY1.0		
			1,196,000.000	371,353.18	285,019.12
MLD6	BSBMM0904		1,196,000.000	371,353.18	285,019.12
		YANGTZE OPTICAL FIBRE AND H	COMMON STOCK CNY1.0		
			237,000.000	407,761.34	422,078.30
MLD6	BSBND7907		237,000.000	407,761.34	422,078.30
		THE SAUDI NATIONAL BANK	COMMON STOCK SAR10.0		
			73,018.000	1,052,694.46	981,215.81
MLD3	BSHYYN909		73,018.000	1,052,694.46	981,215.81

DCMT COMPOSITE
COMPOSITE
SCHEDULE H, LINE 4I - SCHEDULE OF ASSETS
(HELD AT END OF YEAR)

(A) FUND	(B) IDENTITY OF ISSUER	(C) DESCRIPTION OF INVESTMENT SHARES/PAR	RATE	MAT DATE (D) COST	(E) CURRENT VALUE
	ICICI BANK LTD	COMMON STOCK INR2.0			
		32,297.000		167,635.82	348,599.13
MLX5	BSZ2BY900	32,297.000		167,635.82	348,599.13
	SHAANXI COAL INDUSTRY CO L A	COMMON STOCK CNY1.0			
		83,400.000		249,412.15	222,905.48
MLC5	BS7K5P907	83,400.000		249,412.15	222,905.48
	PLAN B MEDIA PCL NVDR	NVDR THB.1			
		2,237,100.000		489,763.26	490,889.56
MLD2	BVG6W1904	2,237,100.000		489,763.26	490,889.56
	HISCOX LTD	COMMON STOCK GBP.065			
		19,796.000		208,592.51	259,438.46
MLX5	BVZHXQ903	19,796.000		208,592.51	259,438.46
	SPIRAX SARCO ENGINEERING PLC	COMMON STOCK GBP.269231			
		1,682.000		223,855.27	214,771.02
MLX5	BWFGQN900	1,682.000		223,855.27	214,771.02
	SOUTH32 LTD	COMMON STOCK			
		100,217.000		287,529.01	271,848.64
MLD6	BWSW5D906	100,217.000		287,529.01	271,848.64
	ANDES TECHNOLOGY CORP	COMMON STOCK TWD10.0			
		53,000.000		928,551.84	857,884.21
MLD2	BWT3K5909	53,000.000		928,551.84	857,884.21
	FLUTTER ENTERTAINMENT PLC DI	COMMON STOCK EUR.09			
		2,276.000		359,315.91	310,433.86
MLX5	BWT6H8900	2,276.000		359,315.91	310,433.86
	WALMART DE MEXICO SAB DE CV	COMMON STOCK			
		914,700.000		3,340,793.75	3,233,115.80
MLC2	BW1YVH903	688,800.000		2,485,100.50	2,434,645.42
MLD3	BW1YVH903	225,900.000		855,693.25	798,470.38
	SVENSKA HANDELSBANKEN A SHS	COMMON STOCK SEK1.55			
		83,214.000		849,648.61	839,367.67
MLD6	BXDZ9Q900	83,214.000		849,648.61	839,367.67
	CELLNEX TELECOM SA	COMMON STOCK EUR.25			
		12,985.000		711,694.52	428,496.63
MLD0	BX90C0905	7,500.000		416,143.30	247,495.17
MLX5	BX90C0905	5,485.000		295,551.22	181,001.46
	LEGEND HOLDINGS CORP H	COMMON STOCK CNY1.0			
		58,800.000		84,062.15	62,906.23

DCMT COMPOSITE
COMPOSITE
SCHEDULE H, LINE 4I - SCHEDULE OF ASSETS
(HELD AT END OF YEAR)

(A) FUND	(B) IDENTITY OF ISSUER	(C) DESCRIPTION OF INVESTMENT SHARES/PAR	RATE	MAT DATE (D) COST	(E) CURRENT VALUE
MLC5	BYMW73908	58,800.000		84,062.15	62,906.23
	UNICREDIT SPA	COMMON STOCK NPV			
		746,196.000		9,460,118.71	10,569,519.90
MLDX	BYMXPS901	233,656.000		2,659,836.55	3,309,628.76
MLD6	BYMXPS901	390,059.000		5,172,347.13	5,525,004.64
MLX5	BYMXPS901	19,664.000		341,518.60	278,531.43
MLX7	BYMXPS901	102,817.000		1,286,416.43	1,456,355.07
	CHINA RESOURCES PHARMACEUTIC	COMMON STOCK			
		208,500.000		139,103.59	168,831.32
MLC5	BYNGG2904	208,500.000		139,103.59	168,831.32
	COFCO JOYCOME FOODS LTD	COMMON STOCK USD.000001			
		1,000,000.000		392,627.88	285,716.12
MLD2	BYNJY905	1,000,000.000		392,627.88	285,716.12
	NINGBO TUOPU GROUP CO LTD A	COMMON STOCK CNY1.0			
		30,800.000		318,061.29	259,542.85
MLX7	BYQDMF902	30,800.000		318,061.29	259,542.85
	ABN AMRO BANK NV CVA	DUTCH CERT EUR1.0			
		140,770.000		1,577,893.15	1,941,809.55
MLX8	BYQP13905	140,770.000		1,577,893.15	1,941,809.55
	NEMAK SAB DE CV	COMMON STOCK			
		1,416,300.000		424,211.59	407,725.20
MLD6	BYQ32R900	1,416,300.000		424,211.59	407,725.20
	MMC NORILSK NICKEL PJSC ADR	ADR			
		80,868.000		2,660,119.30	152,840.52
MLDJ	BYSW6D901	80,868.000		2,660,119.30	152,840.52
	SCANDIC HOTELS GROUP AB	COMMON STOCK SEK.25			
		153,170.000		510,684.56	473,644.36
MLD6	BYSXJH906	153,170.000		510,684.56	473,644.36
	ORSTED A/S	COMMON STOCK DKK10.0			
		26,773.000		2,861,738.18	2,425,682.94
MLD0	BYT16L900	6,800.000		810,014.72	616,092.48
MLX5	BYT16L900	2,535.000		312,505.88	229,675.65
MLX7	BYT16L900	17,438.000		1,739,217.58	1,579,914.81
	JAPAN POST HOLDINGS CO LTD	COMMON STOCK			
		20,100.000		166,930.07	169,017.01
MLD6	BYT814908	20,100.000		166,930.07	169,017.01
	JAPAN POST BANK CO LTD	COMMON STOCK			
		38,200.000		289,768.71	326,572.44

DCMT COMPOSITE
COMPOSITE
SCHEDULE H, LINE 4I - SCHEDULE OF ASSETS
(HELD AT END OF YEAR)

(A) FUND	(B) IDENTITY OF ISSUER	(C) DESCRIPTION OF INVESTMENT SHARES/PAR	RATE	MAT DATE (D) COST	(E) CURRENT VALUE
MLX7	BYT816903	38,200.000		289,768.71	326,572.44
	SCOUT24 SE	COMMON STOCK			
		46,883.000		3,310,583.62	2,348,182.89
MLDQ	BYT934904	46,883.000		3,310,583.62	2,348,182.89
	ADAMA LTD A	COMMON STOCK CNY1.0			
		207,700.000		263,709.74	270,392.13
MLD2	BYVNZC907	207,700.000		263,709.74	270,392.13
	FLATEXDEGIRO AG	COMMON STOCK			
		86,100.000		1,815,591.00	581,297.31
MLD1	BYVQYG902	86,100.000		1,815,591.00	581,297.31
	LAND SECURITIES GROUP PLC	REIT GBP.1066667			
		30,000.000		282,733.90	224,244.70
MLD0	BYW0PQ906	30,000.000		282,733.90	224,244.70
	BANK OF JIANGSU CO LTD A	COMMON STOCK CNY1.0			
		756,197.000		788,547.43	792,996.84
MLC5	BYW5MY901	31,300.000		33,410.57	32,823.19
MLD6	BYW5MY901	724,897.000		755,136.86	760,173.65
	BANK OF HANGZHOU CO LTD A	COMMON STOCK CNY1.0			
		369,700.000		699,919.77	695,610.57
MLC5	BYW5MZ908	369,700.000		699,919.77	695,610.57
	BANK OF GUIYANG CO LTD A	COMMON STOCK CNY1.0			
		99,100.000		88,187.21	78,262.73
MLD6	BYW5QQ904	99,100.000		88,187.21	78,262.73
	GENERTEC UNIVERSAL MEDICAL G	COMMON STOCK			
		254,000.000		122,039.13	154,255.95
MLC5	BYW753904	254,000.000		122,039.13	154,255.95
	AMBEA AB	COMMON STOCK SEK.024968			
		28,287.000		128,679.60	119,506.09
MLD6	BYXPJQ907	28,287.000		128,679.60	119,506.09
	QIAGEN N.V.	COMMON STOCK EUR.01			
		77,073.000		3,817,298.77	3,866,860.33
MLDX	BYXS69903	77,073.000		3,817,298.77	3,866,860.33
	DOOSAN BOBCAT INC	COMMON STOCK KRW500.0			
		41,333.000		1,009,478.31	1,130,978.09
MLD6	BYX9GP908	41,333.000		1,009,478.31	1,130,978.09
	GRIFOLS SA	COMMON STOCK EUR.25			
		8,099.000		165,752.30	93,092.15

DCMT COMPOSITE
COMPOSITE
SCHEDULE H, LINE 4I - SCHEDULE OF ASSETS
(HELD AT END OF YEAR)

(A) FUND	(B) IDENTITY OF ISSUER	(C) DESCRIPTION OF INVESTMENT SHARES/PAR	RATE	MAT DATE (D) COST	(E) CURRENT VALUE
MLX5	BYY3DX906	8,099.000		165,752.30	93,092.15
	LUKOIL PJSC SPON ADR	ADR USD.025 36,699.000		2,903,749.74	26,423.28
MLC4	BYZDW2900	19,217.000		1,253,627.75	13,836.24
MLD6	BYZDW2900	17,482.000		1,650,121.99	12,587.04
	NORDEA BANK ABP	COMMON STOCK EUR1.0 28,870.000		359,170.52	309,439.19
MLD6	BYZF9J904	28,870.000		359,170.52	309,439.19
	G BITS NETWORK TECHNOLOGY A	COMMON STOCK CNY1.0 900.000		47,996.87	40,501.75
MLC5	BYZQW3909	900.000		47,996.87	40,501.75
	ZHONGAN ONLINE P+C INSURAN H	COMMON STOCK CNY1.0 107,800.000		272,547.38	296,952.57
MLD2	BYZQ09901	107,800.000		272,547.38	296,952.57
	VAT GROUP AG	COMMON STOCK CHF.1 4,896.000		1,430,763.68	1,337,774.32
MLDQ	BYZWMR904	4,896.000		1,430,763.68	1,337,774.32
	BANK JAGO TBK PT	COMMON STOCK IDR100.0 430,200.000		364,218.76	102,800.32
MLX7	BYZ0ZJ908	430,200.000		364,218.76	102,800.32
	SARTORIUS STEDIM BIOTECH	COMMON STOCK EUR.2 21,603.000		7,755,296.97	6,974,376.94
MLDI	BYZ2QP900	4,793.000		1,542,546.26	1,547,386.41
MLDQ	BYZ2QP900	11,126.000		4,227,547.23	3,591,951.02
MLDX	BYZ2QP900	5,684.000		1,985,203.48	1,835,039.51
	BID CORP LTD	COMMON STOCK 50,939.000		884,077.01	987,495.10
MLC5	BZBFKT902	50,939.000		884,077.01	987,495.10
	BONAVA AB B SHARES	COMMON STOCK SEK4.0 34,151.000		109,681.54	96,427.12
MLD6	BZBXJW908	34,151.000		109,681.54	96,427.12
	NSI NV	REIT EUR3.68 5,401.000		145,724.18	134,017.99
MLD6	BZBY73903	5,401.000		145,724.18	134,017.99
	LIG NEX1 CO LTD	COMMON STOCK KRW5000.0 7,000.000		496,497.15	510,399.37
MLD6	BZ0RDZ902	7,000.000		496,497.15	510,399.37

DCMT COMPOSITE
COMPOSITE
SCHEDULE H, LINE 4I - SCHEDULE OF ASSETS
(HELD AT END OF YEAR)

(A) FUND	(B) IDENTITY OF ISSUER	(C) DESCRIPTION OF INVESTMENT SHARES/PAR	RATE	MAT DATE (D) COST	(E) CURRENT VALUE
	YADEA GROUP HOLDINGS LTD	COMMON STOCK USD.00001			
		496,000.000		910,092.67	829,955.34
MLC5	BZ04KX900	388,000.000		709,430.39	649,239.26
MLX7	BZ04KX900	108,000.000		200,662.28	180,716.08
	BAWAG GROUP AG	COMMON STOCK			
		46,202.000		2,341,118.97	2,455,591.32
MLDX	BZ1GZ0908	46,202.000		2,341,118.97	2,455,591.32
	ADYEN NV	COMMON STOCK EUR.01			
		6,406.000		11,884,523.98	8,808,533.73
MLDI	BZ1HM4902	1,358.000		2,969,510.02	1,867,310.15
MLDJ	BZ1HM4902	341.000		510,764.66	468,890.10
MLDQ	BZ1HM4902	3,199.000		6,221,094.52	4,398,766.69
MLX1	BZ1HM4902	1,384.000		1,964,739.06	1,903,061.30
MLX5	BZ1HM4902	124.000		218,415.72	170,505.49
	CHINA ENERGY ENGINEERING C H	COMMON STOCK CNY1.0			
		722,000.000		92,474.41	84,179.91
MLX7	BZ1JH1900	722,000.000		92,474.41	84,179.91
	ALPHA SERVICES AND HOLDINGS	COMMON STOCK EUR.29			
		2,769,515.000		3,061,317.32	2,955,763.58
MLC4	BZ1MXR908	2,703,373.000		2,999,139.02	2,885,173.56
MLD6	BZ1MXR908	66,142.000		62,178.30	70,590.02
	ATTENDO AB	COMMON STOCK			
		48,452.000		118,556.81	112,626.08
MLD6	BZ1N26906	48,452.000		118,556.81	112,626.08
	BOOZT AB	COMMON STOCK SEK.0833			
		533,064.000		4,288,779.21	6,154,575.48
MLEF	BZ30KS906	533,064.000		4,288,779.21	6,154,575.48
	ING GROEP NV	COMMON STOCK EUR.01			
		573,219.000		5,403,017.56	6,966,810.64
MLDJ	BZ5739900	256,701.000		3,115,853.36	3,119,902.27
MLX9	BZ5739900	316,518.000		2,287,164.20	3,846,908.37
	S.O.I.T.E.C.	COMMON STOCK EUR2.0			
		10,869.000		2,097,353.96	1,773,050.08
MLDQ	BZ6T5C902	10,869.000		2,097,353.96	1,773,050.08
	KARUR VYSYA BANK LTD	COMMON STOCK INR2.0			
		433,914.000		508,958.12	593,727.36
MLC5	BZ7PLF904	433,914.000		508,958.12	593,727.36

DCMT COMPOSITE
COMPOSITE
SCHEDULE H, LINE 4I - SCHEDULE OF ASSETS
(HELD AT END OF YEAR)

(A) FUND	(B) IDENTITY OF ISSUER	(C) DESCRIPTION OF INVESTMENT SHARES/PAR	RATE	MAT DATE (D) COST	(E) CURRENT VALUE
		GANFENG LITHIUM GROUP CO L H			
		COMMON STOCK CNY1.0			
		312,136.000		2,489,385.52	2,331,536.88
MLC4	BZ9NS1901	312,136.000		2,489,385.52	2,331,536.88
		CHINA STATE CONSTRUCTION INT			
		COMMON STOCK HKD.025			
		280,000.000		274,182.05	314,620.85
MLD2	BOBM5T901	280,000.000		274,182.05	314,620.85

DCMT COMPOSITE
COMPOSITE
SCHEDULE H, LINE 4I - SCHEDULE OF ASSETS
(HELD AT END OF YEAR)

(A) FUND	(B) IDENTITY OF ISSUER	(C) DESCRIPTION OF INVESTMENT SHARES/PAR	RATE	MAT DATE (D) COST	(E) CURRENT VALUE
	LINK REIT	REIT			
		100,490.000		827,337.31	737,746.81
MLD0	B0PB4M906	100,490.000		827,337.31	737,746.81
	DONGFENG MOTOR GRP CO LTD H	COMMON STOCK CNY1.0			
		1,182,000.000		778,768.95	678,461.75
MLC5	B0PH5N900	1,182,000.000		778,768.95	678,461.75
	HANA FINANCIAL GROUP	COMMON STOCK KRW5000.			
		135,463.000		4,088,675.01	4,504,720.56
MLC4	B0RNRF908	100,603.000		3,030,440.72	3,345,477.38
MLC5	B0RNRF908	33,409.000		1,002,164.21	1,110,991.26
MLD6	B0RNRF908	1,451.000		56,070.08	48,251.92
	LONDON STOCK EXCHANGE GROUP	COMMON STOCK GBP.06918605			
		117,260.000		10,869,655.32	10,065,478.20
MLDI	B0SWJX907	45,781.000		4,303,721.92	3,929,794.11
MLDQ	B0SWJX907	23,050.000		2,295,811.60	1,978,588.37
MLX1	B0SWJX907	38,212.000		3,183,845.05	3,280,078.91
MLX5	B0SWJX907	10,217.000		1,086,276.75	877,016.81
	HYUNDAI GLOVIS CO LTD	COMMON STOCK KRW500.			
		6,555.000		855,470.99	847,562.28
MLC5	B0V3XR904	6,555.000		855,470.99	847,562.28
	NINE DRAGONS PAPER HOLDINGS	COMMON STOCK HKD.1			
		2,249,104.000		2,023,388.21	2,051,726.21
MLC4	B0WC2B902	2,249,104.000		2,023,388.21	2,051,726.21
	IWAICOSMO HOLDINGS INC	COMMON STOCK			
		4,100.000		51,310.85	40,333.47
MLD6	B0WGLX904	4,100.000		51,310.85	40,333.47
	LOTTE SHOPPING CO	COMMON STOCK KRW5000.			
		3,388.000		221,372.93	243,818.11
MLC5	B0WGPZ905	3,388.000		221,372.93	243,818.11
	CHINA NATIONAL BUILDING MA H	COMMON STOCK CNY1.0			
		2,002,000.000		1,47,036CR5 Td((1,63670C3A8980,078.91)Tj 0 0 Td 0 -19.5 DWC2B902	
MLD6	B0RNRO,333.47				

DONGAICOLDIUSEIT ESTMENT T

DCMT COMPOSITE
COMPOSITE
SCHEDULE H, LINE 4I - SCHEDULE OF ASSETS
(HELD AT END OF YEAR)

(A) FUND	(B) IDENTITY OF ISSUER	(C) DESCRIPTION OF INVESTMENT SHARES/PAR	RATE	MAT DATE (D) COST	(E) CURRENT VALUE
MLC5	B00R3L901	208,019.000		275,376.00	340,614.48
	BANK CENTRAL ASIA TBK PT	COMMON STOCK IDR12.5			
		2,879,700.000		1,579,950.27	1,581,592.10
MLC2	B01C1P906	2,879,700.000		1,579,950.27	1,581,592.10
	PING AN INSURANCE GROUP CO H	COMMON STOCK CNY1.0			
		1,055,500.000		6,154,315.94	6,984,871.78
MLC2	B01FLR903	558,500.000		3,188,020.50	3,695,926.94
MLD2	B01FLR903	120,000.000		665,652.56	794,111.43
MLD3	B01FLR903	377,000.000		2,300,642.88	2,494,833.41
	ULTRATECH CEMENT LTD	COMMON STOCK INR10.			
		23,779.000		1,812,528.16	2,000,505.74
MLC4	B01GZF902	23,779.000		1,812,528.16	2,000,505.74
	GS HOLDINGS	COMMON STOCK KRW5555555555 7MMON STOCK KRW5555HHHHHHHHHHHHHHHHHH			
		11,675 120,000.000	406,565	2,300,642.88	404,4N S95 2,000,505.74
ML1RJV	B00R3L901	11,675 120,000.000	406,565	2,300,642.88	404,4N S95 2,000,505.74
	EMA PROPERTIES PJS-19.5 Td (M	AEDMON STOCK CNY1.0)Tj 0 0 Td 0 -19.5 Td (
	CIPLARATECH CEMENT L(CD	COM2N STOCK INR10.			H)Tj 0 0 Td 0 -19.5 Td (

DCMT COMPOSITE
COMPOSITE
SCHEDULE H, LINE 4I - SCHEDULE OF ASSETS
(HELD AT END OF YEAR)

(A) FUND	(B) IDENTITY OF ISSUER	(C) DESCRIPTION OF INVESTMENT SHARES/PAR	RATE	MAT DATE (D) COST	(E) CURRENT VALUE
	BUMRUNGRAD HOSPITAL PCL NVDR	NVDR THB1.0			
		139,900.000		843,634.24	856,324.53
MLC5	B0166J908	139,900.000		843,634.24	856,324.53
	LARSEN + TOUBRO LTD	COMMON STOCK INR2.			
		145,381.000		3,054,894.56	3,665,980.58
MLC4	B0166K905	145,381.000		3,054,894.56	3,665,980.58
	SAINSBURY (J) PLC	COMMON STOCK GBP.285714			
		197,438.000		540,158.24	517,033.71
MLX7	B019KW907	197,438.000		540,158.24	517,033.71
	ASAHI INTECC CO LTD	COMMON STOCK			
		23,800.000		590,007.78	390,338.40
MLDW	B019MQ908	23,800.000		590,007.78	390,338.40
	TECHTRONIC INDUSTRIES CO LTD	COMMON STOCK			
		711,507.000		5,113,364.70	7,940,122.58
MLX1	B0190C903	696,507.000		4,908,614.67	7,772,728.81
MLX5	B0190C903	15,000.000		204,750.03	167,393.77
	SHIN ZU SHING CO LTD	COMMON STOCK TWD10.0			
		24,000.000		62,246.14	63,717.85
MLC5	B02GHN904	24,000.000		62,246.14	63,717.85
	BENEFIT ONE INC	COMMON STOCK			
		23,200.000		562,517.99	339,881.01
MLDW	B02JV6909	23,200.000		562,517.99	339,881.01
	ADMIRAL GROUP PLC	COMMON STOCK GBP.001			
		5,687.000		151,337.69	146,189.92
MLX7	B02J63904	5,687.000		151,337.69	146,189.92
	SINGAPORE TELECOMMUNICATIONS	COMMON STOCK			
		575,500.000		1,098,680.26	1,102,769.90
MLD0	B02PY2901	129,600.000		235,215.68	248,338.80
MLX5	B02PY2901	125,800.000		249,709.40	241,057.26
MLX7	B02PY2901	320,100.000		613,755.18	613,373.84
	GOODMAN GROUP	REIT			
		94,299.000		1,515,530.09	1,110,152.34
MLD0	B03FYZ909	70,800.000		1,228,222.29	833,506.04
MLX5	B03FYZ909	23,499.000		287,307.80	276,646.30
	ANADOLU EFES BIRACILIK VE	COMMON STOCK TRY1.			
		311,379.000		738,584.15	1,126,949.29
MLD6	B03MNV905	311,379.000		738,584.15	1,126,949.29

DCMT COMPOSITE
COMPOSITE
SCHEDULE H, LINE 4I - SCHEDULE OF ASSETS
(HELD AT END OF YEAR)

(A) FUND	(B) IDENTITY OF ISSUER	(C) DESCRIPTION OF INVESTMENT SHARES/PAR	RATE	MAT DATE (D) COST	(E) CURRENT VALUE
	AKBANK T.A.S.	COMMON STOCK TRY1.			
		1,613,151.000		1,165,904.78	1,684,719.25
MLC5	B03MN7908	1,024,364.000		832,132.12	1,069,810.42
MLD6	B03MN7908	588,787.000		333,772.66	614,908.83

DCMT COMPOSITE
COMPOSITE
SCHEDULE H, LINE 4I - SCHEDULE OF ASSETS
(HELD AT END OF YEAR)

(A) FUND	(B) IDENTITY OF ISSUER	(C) DESCRIPTION OF INVESTMENT SHARES/PAR	RATE	MAT DATE (D) COST	(E) CURRENT VALUE
		CLAS OHLSON AB B SHS			
		COMMON STOCK SEK1.25			
		14,966.000		105,716.47	103,416.86
MLD6	B033YF900	14,966.000		105,716.47	103,416.86
		DEXUS/AU			
		REIT			
		48,000.000		363,540.03	252,271.80
MLD0	B033YN903	48,000.000		363,540.03	252,271.80
		COSMOS PHARMACEUTICAL CORP			
		COMMON STOCK			
		4,200.000		573,282.93	424,631.48
MLDW	B036QP900	4,200.000		573,282.93	424,631.48
		FERROVIAL SA			
		COMMON STOCK EUR.2			
		47,761.000		1,351,539.74	1,247,306.98
MLDJ	B03851902	47,761.000		1,351,539.74	1,247,306.98
		AIR CHINA LTD H			
		COMMON STOCK CNY1.0			
		2,185,670.000		1,713,391.06	1,946,252.89
MLC4	B04KNF903	2,185,670.000		1,713,391.06	1,946,252.89
		ZTE CORP H			
		COMMON STOCK CNY1.0			
		292,800.000		708,672.79	645,252.05
MLC5	B04KP8907	292,800.000		708,672.79	645,252.05
		SRI TRANG AGRO INDS PCL NVDR			
		NVDR THB1.0			
		93,300.000		77,683.32	56,839.32
MLC5	B05BPH906	93,300.000		77,683.32	56,839.32
		LANXESS AG			
		COMMON STOCK			
		3,985.000		273,795.77	160,337.70
MLX5	B05M8B904	3,985.000		273,795.77	160,337.70
		GLOBAL UNICHIP CORP			
		COMMON STOCK TWD10.0			
		35,000.000		649,496.21	729,937.69
MLC5	B05638901	35,000.000		649,496.21	729,937.69
		SAFRAN SA			
		COMMON STOCK EUR.2			
		75,827.000		9,302,929.14	9,461,906.49
MLDI	B058TZ909	64,018.000		8,059,854.35	7,988,346.23
MLDJ	B058TZ909	4,729.000		504,419.69	590,097.93
MLX5	B058TZ909	7,080.000		738,655.10	883,462.33
		COCA COLA ICECEK AS			
		COMMON STOCK TRY1.0			
		52,731.000		457,009.99	575,774.80
MLD6	B058ZV901	52,731.000		457,009.99	575,774.80
		GMO PAYMENT GATEWAY INC			
		COMMON STOCK			
		8,600.000		998,296.74	711,751.11

DCMT COMPOSITE
COMPOSITE
SCHEDULE H, LINE 4I - SCHEDULE OF ASSETS
(HELD AT END OF YEAR)

(A) FUND	(B) IDENTITY OF ISSUER	(C) DESCRIPTION OF INVESTMENT SHARES/PAR	RATE	MAT DATE (D) COST	(E) CURRENT VALUE
MLDW	B06CMQ906	8,600.000		998,296.74	711,751.11
	IOCHPE MAXION S.A.	COMMON STOCK			
		233,900.000		581,278.74	521,426.77
MLC5	B06YX2909	233,900.000		581,278.74	521,426.77
	LOCALIZA RENT A CAR	COMMON STOCK			
		154,353.000		1,638,729.21	1,555,297.05
MLC2	B08K3S903	66,000.000		781,439.85	665,031.49
MLC4	B08K3S903	88,353.000		857,289.36	890,265.56
	SEMBCORP INDUSTRIES LTD	COMMON STOCK			
		184,500.000		412,529.03	464,964.21
MLD2	B08X16905	184,500.000		412,529.03	464,964.21
	CP ALL PCL NVDR	NVDR THB1.0			
		413,100.000		623,570.37	814,034.21
MLD2	B08YDH906	413,100.000		623,570.37	814,034.21
	RENTOKIL INITIAL PLC	COMMON STOCK GBP.01			
		553,800.000		3,549,751.82	3,384,124.60
MLDI	B082RF905	133,358.000		786,212.20	814,915.29
MLD8	B082RF905	420,442.000		2,763,539.62	2,569,209.31
	KONE OYJ B	COMMON STOCK			
		108,811.000		4,701,977.56	5,609,005.98
MLDI	B09M9D905	27,555.000		1,206,432.33	1,420,409.33
MLEF	B09M9D905	81,256.000		3,495,545.23	4,188,596.65
	CHINA SHENHUA ENERGY CO H	COMMON STOCK CNY1.0			
		387,500.000		1,077,980.80	1,119,561.94
MLC5	B09N7M905	371,000.000		1,032,792.01	1,071,890.27
MLD6	B09N7M905	16,500.000		45,188.79	47,671.67
	GODREJ CONSUMER PRODUCTS LTD	COMMON STOCK INR1.			
		36,344.000		425,946.49	383,955.71
MLX7	B1BDGY906	36,344.000		425,946.49	383,955.71
	TV18 BROADCAST LTD	COMMON STOCK INR2.0			
		9,718.000		7,715.18	4,369.75
MLC5	B1CKQW902	9,718.000		7,715.18	4,369.75
	NOMURA REAL ESTATE HOLDINGS	COMMON STOCK			
		24,900.000		590,676.51	534,063.44
MLDS	B1CWJM906	24,900.000		590,676.51	534,063.44
	NIHON M+A CENTER HOLDINGS IN	COMMON STOCK			
		60,700.000		1,380,073.85	749,405.43
MLDW	B1DN46906	60,700.000		1,380,073.85	749,405.43

DCMT COMPOSITE
COMPOSITE
SCHEDULE H, LINE 4I - SCHEDULE OF ASSETS
(HELD AT END OF YEAR)

(A) FUND	(B) IDENTITY OF ISSUER	(C) DESCRIPTION OF INVESTMENT SHARES/PAR	RATE	MAT DATE (D) COST	(E) CURRENT VALUE
		CHINA MERCHANTS BANK H			
		COMMON STOCK CNY1.0			
		96,000.000		447,661.12	536,890.05
MLC2	B1DYPZ905	96,000.000		447,661.12	536,890.05
		IMPALA PLATINUM HOLDINGS LTD			
		COMMON STOCK NPV			
		215,720.000		2,610,452.43	2,702,236.90
MLC4	B1FFT7902	215,720.000		2,610,452.43	2,702,236.90
		M DIAS BRANCO SA			
		COMMON STOCK			
		45,800.000		343,623.66	310,812.82
MLC5	B1FRH8907	45,800.000		343,623.66	310,812.82
		ALROSA PJSC			
		COMMON STOCK RUB.5			
		1,642,100.000		3,262,281.89	1,322,677.07
MLD1	B1FY8D901	1,642,100.000		3,262,281.89	1,322,677.07
		MONOTARO CO LTD			
		COMMON STOCK			
		51,500.000		1,207,837.66	724,813.37
MLDW	B1GHR8907	51,500.000		1,207,837.66	724,813.37
		LOTES CO LTD			
		COMMON STOCK TWD10.0			
		9,000.000		210,106.91	241,870.15
MLC5	B1GJFG908	9,000.000		210,106.91	241,870.15
		IND + COMM BK OF CHINA H			
		COMMON STOCK CNY1.0			
		1,736,000.000		1,027,802.11	894,140.26
MLC5	B1G1QD902	1,307,000.000		797,439.12	673,180.48

DCMT COMPOSITE
COMPOSITE
SCHEDULE H, LINE 4I - SCHEDULE OF ASSETS
(HELD AT END OF YEAR)

(A) FUND	(B) IDENTITY OF ISSUER	(C) DESCRIPTION OF INVESTMENT SHARES/PAR	RATE	MAT DATE (D) COST	(E) CURRENT VALUE
MLD6	B1L7YL906	503,504.000		343,554.37	358,294.90
	METRO PACIFIC INVESTMENTS CO	COMMON STOCK PHP1. 906,000.000		65,934.58	55,601.27
MLC5	B1L883903	906,000.000		65,934.58	55,601.27
	AKER BP ASA	COMMON STOCK NOK1.0 35,400.000		1,318,515.19	1,092,796.67
MLD6	B1L95G905	9,811.000		400,574.69	302,865.20
MLX5	B1L95G905	8,608.000		312,323.52	265,728.64
MLX7	B1L95G905	16,981.000		605,616.98	524,202.83
	VODAFONE IDEA LTD	COMMON STOCK INR10.0 1,586,021.000		172,271.23	152,409.85
MLX7	B1MP4H907	1,586,021.000		172,271.23	152,409.85
	SKF AB B SHARES	COMMON STOCK SEK2.5 234,723.000		5,075,261.87	3,585,216.70
MLD1	B1Q3J3907	234,723.000		5,075,261.87	3,585,216.70
	TAV HAVALIMANLARI HOLDING AS	COMMON STOCK TRY1. 1,013,375.000		4,340,624.95	5,061,596.86
MLD6	B1RMFT901	1,013,375.000		4,340,624.95	5,061,596.86
	SMURFIT KAPPA GROUP PLC	COMMON STOCK EUR.001 193,607.000		7,601,570.28	7,141,028.40
MLDX	B1RR82907	81,027.000		3,516,433.08	2,988,611.51
MLD1	B1RR82907	112,580.000		4,085,137.20	4,152,416.89
	REDINGTON LTD	COMMON STOCK INR2.0 130,761.000		256,940.76	285,293.85
MLC5	B1R3S1900	130,761.000		256,940.76	285,293.85
	MARICO LTD	COMMON STOCK INR1. 48,110.000		312,068.19	296,522.29
MLX7	B1S34K903	48,110.000		312,068.19	296,522.29
	POWER FINANCE CORPORATION	COMMON STOCK INR10. 526,364.000		739,346.57	901,238.49
MLC5	B1S722906	526,364.000		739,346.57	901,238.49
	PAGE INDUSTRIES LTD	COMMON STOCK INR10. 474.000		254,951.39	246,023.93
MLC5	B1VJS6909	474.000		254,951.39	246,023.93
	COUNTRY GARDEN HOLDINGS CO	COMMON STOCK HKD.1 1,809,000.000		658,305.31	618,841.89
MLC5	B1VKYN902	59,000.000		50,192.89	20,183.35
MLD2	B1VKYN902	1,750,000.000		608,112.42	598,658.54

DCMT COMPOSITE
COMPOSITE
SCHEDULE H, LINE 4I - SCHEDULE OF ASSETS
(HELD AT END OF YEAR)

(A) FUND	(B) IDENTITY OF ISSUER	(C) DESCRIPTION OF INVESTMENT SHARES/PAR	RATE	MAT DATE (D) COST	(E) CURRENT VALUE
		CITIC TELECOM INTERNATIONAL			
		COMMON STOCK			
		17,000.000		5,839.69	5,771.98
MLD6	B1VKZ8904	17,000.000		5,839.69	5,771.98
		REXEL SA			
		COMMON STOCK EUR5.0			
		112,049.000		2,372,961.26	2,205,133.43
MLDX	B1VP0K904	112,049.000		2,372,961.26	2,205,133.43
		YANGZIJIAN SHIPBUILDING			
		COMMON STOCK			
		282,600.000		205,132.99	286,561.29
MLD2	B1VT03904	282,600.000		205,132.99	286,561.29
		GENTING BHD			
		COMMON STOCK			
		722,000.000		672,771.15	734,292.85
MLD6	B1VXJL905	722,000.000		672,771.15	734,292.85
		JBS SA			
		COMMON STOCK			
		253,300.000		1,482,200.87	1,054,986.88
MLC5	B1V74X902	176,200.000		898,454.91	733,867.70
MLD6	B1V74X902	77,100.000		583,745.96	321,119.1

DCMT COMPOSITE
COMPOSITE
SCHEDULE H, LINE 4I - SCHEDULE OF ASSETS
(HELD AT END OF YEAR)

(A) FUND	(B) IDENTITY OF ISSUER	(C) DESCRIPTION OF INVESTMENT SHARES/PAR	RATE	MAT DATE (D) COST	(E) CURRENT VALUE
	AALBERTS NV	COMMON STOCK EUR.25			
		5,864.000		204,536.88	226,740.06
MLX5	B1W8P1906	5,864.000		204,536.88	226,740.06
	TIANNENG POWER INTL LTD	COMMON STOCK HKD.1			
		388,000.000		410,533.53	409,627.22
MLC5	B1XDJC907	388,000.000		410,533.53	409,627.22
	VINCI SA	COMMON STOCK EUR2.5			
		42,060.000		4,331,371.61	4,187,649.58
MLD1	B1XH02900	42,060.000		4,331,371.61	4,187,649.58
	ANGLO AMERICAN PLC	COMMON STOCK USD.54945			
		56,432.000		2,243,143.94	2,197,003.45
MLC2	B1XZS8907	27,845.000		1,112,554.22	1,084,058.00
MLDX	B1XZS8907	21,927.000		821,932.07	853,659.18
MLD6	B1XZS8907	6,660.000		308,657.65	259,286.27
	SUNNY OPTICAL TECH	COMMON STOCK HKD.1			
		110,200.000		1,330,787.47	1,310,971.88
MLD3	B1YBT0905	110,200.000		1,330,787.47	1,310,971.88
	MONDI PLC	COMMON STOCK EUR.2			
		205,285.000		4,988,433.83	3,510,898.33
MLD1	B1YCDP905	205,285.000		4,988,433.83	3,510,898.33
	ANTA SPORTS PRODUCTS LTD	COMMON STOCK HKD.1			
		203,000.000		2,245,108.59	2,660,734.53
MLDJ	B1YVKN900	61,200.000		740,808.09	802,152.48
MLD3	B1YVKN900	141,800.000		1,504,300.50	1,858,582.05
	MARFRIG GLOBAL FOODS SA	COMMON STOCK			
		72,700.000		196,069.24	119,795.44
MLC5	B1YWHR903	72,700.000		196,069.24	119,795.44
	AIR LIQUIDE SA	COMMON STOCK EUR5.5			
		29,922.000		4,485,218.73	4,228,093.43
MLDJ	B1YXBJ905	27,184.000		4,077,632.19	3,841,203.52
MLX5	B1YXBJ905	2,738.000		407,586.54	386,889.91
	JERONIMO MARTINS	COMMON STOCK EUR1.			
		32,274.000		706,499.79	695,088.21
MLD6	B1Y1SQ901	21,558.000		494,393.40	464,296.70
MLX7	B1Y1SQ901	10,716.000		212,106.39	230,791.51
	KOSHIDAKA HOLDINGS CO LTD	COMMON STOCK			
		21,600.000		167,204.15	162,394.94
MLD6	B1Y3VL904	21,600.000		167,204.15	162,394.94

DCMT COMPOSITE
COMPOSITE
SCHEDULE H, LINE 4I - SCHEDULE OF ASSETS
(HELD AT END OF YEAR)

(A) FUND	(B) IDENTITY OF ISSUER	(C) DESCRIPTION OF INVESTMENT SHARES/PAR	RATE	MAT DATE (D) COST	(E) CURRENT VALUE
	IOI CORP BHD	COMMON STOCK			
		220,300.000		197,041.88	202,545.97
MLC5	B1Y3WG904	61,500.000		60,770.93	56,543.70
MLX7	B1Y3WG904	158,800.000		136,270.95	146,002.27
	ABB INDIA LTD	COMMON STOCK INR2.			
		5,189.000		198,912.78	167,907.08
MLX7	B1Y9QS902	5,189.000		198,912.78	167,907.08
	DANONE	COMMON STOCK EUR.25			
		214,012.000		14,202,954.01	11,244,339.05
MLX5	B1Y9TB906	2,119.000		152,669.59	111,333.73
MLX9	B1Y9TB906	211,893.000		14,050,284.42	11,133,005.32
	MEDIA NUSANTARA CITRA TBK PT	COMMON STOCK IDR100.			
		2,024,700.000		111,665.87	96,243.97
MLC5	B1Z5HY906	2,024,700.000		111,665.87	96,243.97
	TOTVS SA	COMMON STOCK			
		230,900.000		1,420,802.53	1,207,909.09
MLC2	B10LQP908	230,900.000		1,420,802.53	1,207,909.09
	INPEX CORP	COMMON STOCK			
		45,600.000		486,755.14	482,455.57
MLD6	B10RB1904	5,600.000		54,558.58	59,248.93
MLX5	B10RB1904	6,800.000		84,300.03	71,945.13
MLX7	B10RB1904	33,200.000		347,896.53	351,261.51
	UNILEVER PLC	COMMON STOCK GBP.031111			
		124,577.000		5,809,992.40	6,266,882.88
MLDJ	B10RZP905	24,691.000		1,132,099.03	1,242,088.07
MLDX	B10RZP905	70,405.000		3,267,994.93	3,541,744.37
MLX5	B10RZP905	1,180.000		68,478.07	59,360.25
MLX7	B10RZP905	28,301.000		1,341,420.37	1,423,690.19
	CHINA AVIATION OIL SINGAPORE	COMMON STOCK			
		222,800.000		160,387.51	147,846.70
MLD6	B10SYQ902	222,800.000		160,387.51	147,846.70
	NORSK HYDRO ASA	COMMON STOCK NOK1.098			
		280,702.000		2,245,273.34	2,089,236.69
MLDX	B11HK3901	280,702.000		2,245,273.34	2,089,236.69
	PARTNERS GROUP HOLDING AG	COMMON STOCK CHF.01			
		1,787.000		2,390,386.14	1,577,628.19
MLDI	B119QG904	1,787.000		2,390,386.14	1,577,628.19

DCMT COMPOSITE
COMPOSITE
SCHEDULE H, LINE 4I - SCHEDULE OF ASSETS
(HELD AT END OF YEAR)

(A) FUND	(B) IDENTITY OF ISSUER	(C) DESCRIPTION OF INVESTMENT SHARES/PAR	RATE	MAT DATE (D) COST	(E) CURRENT VALUE
		EIFFAGE			
		COMMON STOCK EUR4.0			
		19,048.000		1,920,502.60	1,868,638.83
MLDX	B13X01900	19,048.000		1,920,502.60	1,868,638.83
		SAUDI ELECTRICITY CO			
		COMMON STOCK SAR10.			
		97,435.000		670,294.65	598,921.90
MLD6	B132NM907	97,435.000		670,294.65	598,921.90
		SABIC AGRI NUTRIENTS CO			
		COMMON STOCK SAR10.0			
		29,968.000		1,159,604.54	1,165,865.25
MLC2	B1323K903	14,240.000		553,009.70	553,988.29
MLD3	B1323K903	15,728.000		606,594.84	611,876.96
		PTT EXPLORATION + PROD FOR			
		FOREIGN SH. THB1.0 A			
		38,400.000		193,049.80	195,686.44
MLD6	B1359J903	10,400.000		50,988.80	52,998.41
MLX7	B1359J903	28,000.000		142,061.00	142,688.03
		PTT EXPLOR + PROD PCL NVDR			
		NVDR THB1.0			
		357,200.000		1,682,800.19	1,820,291.61
MLC2	B1359L908	357,200.000		1,682,800.19	1,820,291.61
		AMPLIFON SPA			
		COMMON STOCK EUR.02			
		50,872.000		1,738,306.72	1,510,434.54
MLDI	B14NJ7908	47,091.000		1,596,046.69	1,398,173.32
MLX5	B14NJ7908	3,781.000		142,260.03	112,261.22
		TOTALENERGIES SE			
		COMMON STOCK EUR2.5			
		236,041.000		11,853,235.25	14,774,793.96
MLDX	B15C55900	71,987.000		3,693,232.07	4,505,967.58
MLD6	B15C55900	37,070.000		1,639,451.63	2,320,366.43
MLX5	B15C55900	18,049.000		974,350.93	1,129,762.44
MLX8	B15C55900	49,803.000		2,433,947.72	3,117,378.18
MLX9	B15C55900	59,132.000		3,112,252.90	3,701,319.33
		CHARTER HALL GROUP			
		REIT			
		18,700.000		266,250.53	151,923.23
MLD0	B15F6S902	18,700.000		266,250.53	151,923.23
		THAI BEVERAGE PCL			
		COMMON STOCK THB1.0 L			
		1,444,400.000		683,683.48	737,708.02
MLD2	B15F66900	1,444,400.000		683,683.48	737,708.02
		AMOREPACIFIC CORP			
		COMMON STOCK KRW500.0			
		2,663.000		407,486.16	289,570.98
MLX7	B15SK5908	2,663.000		407,486.16	289,570.98

DCMT COMPOSITE
COMPOSITE
SCHEDULE H, LINE 4I - SCHEDULE OF ASSETS
(HELD AT END OF YEAR)

(A) FUND	(B) IDENTITY OF ISSUER	(C) DESCRIPTION OF INVESTMENT SHARES/PAR	RATE	MAT DATE (D) COST	(E) CURRENT VALUE
	BANK OF CHINA LTD H	COMMON STOCK CNY1.0			
		2,436,000.000		990,226.89	886,391.33
MLC5	B15456906	1,261,000.000		541,006.43	458,842.15
MLD6	B15456906	1,175,000.000		449,220.46	427,549.18
	MAHINDRA CIE AUTOMOTIVE LTD	COMMON STOCK INR10.0			
		76,577.000		268,198.54	320,682.96
MLC5	B16NQ8906	76,577.000		268,198.54	320,682.96
	INVESTEC LTD	COMMON STOCK ZAR.0002			
		45,239.000		209,206.19	285,817.95
MLC5	B17BBR905	45,239.000		209,206.19	285,817.95
	SSAB AB A SHARES	COMMON STOCK			
		297,273.000		1,676,182.72	1,624,523.69
MLDX	B17H0S902	297,273.000		1,676,182.72	1,624,523.69
	WILMAR INTERNATIONAL LTD	COMMON STOCK			
		305,900.000		903,925.31	951,090.81
MLD2	B17KC6900	305,900.000		903,925.31	951,090.81
	GREENTOWN CHINA HOLDINGS	COMMON STOCK HKD.1			
		538,000.000		671,943.17	785,809.01
MLC5	B17N9P906	538,000.000		671,943.17	785,809.01
	INFOMART CORP	COMMON STOCK			
		46,300.000		358,060.07	125,272.65
MLDW	B18RC0907	46,300.000		358,060.07	125,272.65
	IPSOS	COMMON STOCK EUR.25			
		39,312.000		1,600,995.63	2,454,409.23
MLD1	B188NJ906	39,312.000		1,600,995.63	2,454,409.23
	CYIENT LTD FOREIGN	COMMON STOCK INR5.0			
		9,594.000		86,542.74	94,130.91
MLC5	B19HGC908	9,594.000		86,542.74	94,130.91
	EXPERIAN PLC	COMMON STOCK USD.1			
		353,237.000		12,838,225.65	11,952,688.50
MLDI	B19NLV907	93,182.000		3,765,842.29	3,153,054.24
MLDX	B19NLV907	91,953.000		3,280,856.21	3,111,467.84
MLD6	B19NLV907	1,935.000		70,141.14	65,475.74
MLEF	B19NLV907	163,983.000		5,641,229.16	5,548,789.39
MLX5	B19NLV907	2,184.000		80,156.85	73,901.29
	RELX PLC	COMMON STOCK GBP.144397			
		9,998.000		241,056.86	275,168.57
MLX5	B2B0DG904	9,998.000		241,056.86	275,168.57

DCMT COMPOSITE
COMPOSITE
SCHEDULE H, LINE 4I - SCHEDULE OF ASSETS
(HELD AT END OF YEAR)

(A) FUND	(B) IDENTITY OF ISSUER	(C) DESCRIPTION OF INVESTMENT SHARES/PAR	RATE	MAT DATE (D) COST	(E) CURRENT VALUE
		EMEMORY TECHNOLOGY INC			
		COMMON STOCK TWD10.0			
		35,752.000		1,303,988.43	1,552,892.26
MLD2	B2PXYH902	35,752.000		1,303,988.43	1,552,892.26
		BAJAJ AUTO LTD			
		COMMON STOCK INR10.			
		2,592.000		121,128.92	113,674.54
MLC5	B2QKXW907	2,592.000		121,128.92	113,674.54
		FRESNILLO PLC			
		COMMON STOCK USD.5			
		227,445.000		2,393,123.78	2,467,267.89
MLC4	B2QPKJ909	227,445.000		2,393,123.78	2,467,267.89
		HYPERA SA			
		COMMON STOCK			
		278,800.000		2,399,959.92	2,386,809.99
MLC2	B2QY96901	191,500.000		1,625,945.55	1,639,433.69
MLC5	B2QY96901	87,300.000		774,014.37	747,376.30
		WANT WANT CHINA HOLDINGS LTD			
		COMMON STOCK USD.02			
		421,000.000		346,194.17	281,567.47
MLX7	B2Q14Z904	421,000.000		346,194.17	281,567.47
		MS+AD INSURANCE GROUP HOLDIN			
		COMMON STOCK			
		3,600.000		118,294.35	115,248.02
MLD6	B2Q4CS905	3,600.000		118,294.35	115,248.02
		CHINA PACIFIC INSURANCE GR A			
		COMMON STOCK CNY1.0			
		242,400.000		450,416.29	539,774.37
MLC5	B2Q5H5907	242,400.000		450,416.29	539,774.37
		REC LTD			
		COMMON STOCK INR10.0			
		597,290.000		747,889.92	842,183.95
MLC5	B2Q7WL901	597,290.000		747,889.92	842,183.95
		CHINA JINMAO HOLDINGS GROUP			
		COMMON STOCK			
		4,309.000		599.47	927.50
MLC5	B23TGR903	4,309.000		599.47	927.50
		POWER GRID CORP OF INDIA LTD			
		COMMON STOCK INR10.0			
		319,862.000		882,022.04	827,202.64
MLC5	B233HS907	27,290.000		72,197.13	70,575.31
MLX7	B233HS907	292,572.000		809,824.91	756,627.33
		NHPC LTD			
		COMMON STOCK INR10.			
		1,177,572.000		618,278.29	569,356.70
MLC5	B233LP908	1,177,572.000		618,278.29	569,356.70
		DIASORIN SPA			
		COMMON STOCK EUR1.0			
		10,820.000		1,529,335.37	1,505,812.24

DCMT COMPOSITE
COMPOSITE
SCHEDULE H, LINE 4I - SCHEDULE OF ASSETS
(HELD AT END OF YEAR)

(A) FUND	(B) IDENTITY OF ISSUER	(C) DESCRIPTION OF INVESTMENT SHARES/PAR	RATE	MAT DATE (D) COST	(E) CURRENT VALUE
MLDI	B234WN909	10,820.000		1,529,335.37	1,505,812.24
	RECKITT BENCKISER GROUP PLC	COMMON STOCK GBP.1 44,794.000		3,492,779.89	3,100,411.83
MLDX	B24CGK904	32,502.000		2,553,328.65	2,249,622.39
MLX5	B24CGK904	4,005.000		356,141.14	277,205.64
MLX7	B24CGK904	8,287.000		583,310.10	573,583.80
	BOSIDENG INTL HLDGS LTD	COMMON STOCK USD.00001 28,000.000		12,529.11	13,309.50
MLC5	B24FZ3904	28,000.000		12,529.11	13,309.50
	KINGSOFT CORP LTD	COMMON STOCK USD.0005 54,000.000		158,526.30	180,577.71
MLX7	B27WRM901	54,000.000		158,526.30	180,577.71
	BUREAU VERITAS SA	COMMON STOCK EUR.12 66,796.000		1,919,196.86	1,754,397.67
MLDI	B28DTJ907	66,796.000		1,919,196.86	1,754,397.67
	PERSISTENT SYSTEMS LTD FOR	COMMON STOCK INR10.0 6,248.000		281,902.42	291,672.77
MLC5	B28SM0902	6,248.000		281,902.42	291,672.77
	NETDRAGON WEBSOFT HOLDINGS L	COMMON STOCK USD.01 36,500.000		96,575.46	78,378.46
MLC5	B28SXZ903	36,500.000		96,575.46	78,378.46
	MACQUARIE GROUP LTD	COMMON STOCK 495.000		56,030.60	56,045.84
MLX5	B28YTC906	495.000		56,030.60	56,045.84
ML 6	CAIXABANK SA	COMMON STOCK EUR1.0 D8 0092JQ9 334,201		TU2922222222222222222222222222221	60,972.77

DCMT COMPOSITE
COMPOSITE
SCHEDULE H, LINE 4I - SCHEDULE OF ASSETS
(HELD AT END OF YEAR)

(A) FUND	(B) IDENTITY OF ISSUER	(C) DESCRIPTION OF INVESTMENT SHARES/PAR	RATE	MAT DATE (D) COST	(E) CURRENT VALUE
	ZOZO INC	COMMON STOCK			
		24,600.000		719,972.99	607,798.70
MLDW	B292RC907	24,600.000		719,972.99	607,798.70
	CHINA RAILWAY GROUP LTD H	COMMON STOCK CNY1.0			
		43,000.000		24,147.85	22,698.42
MLC5	B297KM901	43,000.000		24,147.85	22,698.42
	ADARO ENERGY INDONESIA TBK P	COMMON STOCK IDR100.0			
		4,436,100.000		441,145.18	1,097,092.34
MLC5	B3BQFC902	1,178,800.000		99,810.51	291,529.15
MLD6	B3BQFC902	3,257,300.000		341,334.67	805,563.19
	JVCKENWOOD CORP	COMMON STOCK			
		208,800.000		461,591.24	583,934.22
MLD6	B3CY5L905	208,800.000		461,591.24	583,934.22
	KB FINANCIAL GROUP INC	COMMON STOCK KRW5000.			
		267,142.000		10,370,122.10	10,246,253.07
MLC4	B3DF0Y902	57,708.000		2,189,365.92	2,213,395.02
MLC5	B3DF0Y902	9,897.000		364,934.05	379,600.24
MLD2	B3DF0Y902	17,118.000		617,099.85	656,562.28
MLD3	B3DF0Y902	87,736.000		3,330,468.79	3,365,121.39
MLD6	B3DF0Y902	1,626.000		59,243.26	62,365.36
MLD8	B3DF0Y902	93,057.000		3,809,010.23	3,569,208.78
	TISCO FINANCIAL GROUP NVDR	NVDR THB10.0			
		215,000.000		573,753.01	616,103.65
MLC5	B3KFW1901	215,000.000		573,753.01	616,103.65
	TISCO FINANCIAL FOREIGN	FOREIGN SH. THB10.0 A			
		434,300.000		1,242,758.56	1,244,529.38
MLD1	B3KFW7908	434,300.000		1,242,758.56	1,244,529.38
	AMADEUS IT GROUP SA	COMMON STOCK EUR.01			
		77,808.000		4,677,475.68	4,031,618.76
MLDI	B3MSM2900	71,185.000		4,292,096.60	3,688,448.25
MLX5	B3MSM2900	6,623.000		385,379.08	343,170.51
	PRUDENTIAL PLC	COMMON STOCK GBP.05			
		25,000.000		345,022.72	351,379.57
MLD2	B3Q15X906	25,000.000		345,022.72	351,379.57
	MITSUBISHI RESEARCH INSTITUT	COMMON STOCK			
		1,400.000		52,274.86	51,779.15
MLD6	B3WPWZ901	1,400.000		52,274.86	51,779.15

*

DCMT COMPOSITE
COMPOSITE
SCHEDULE H, LINE 4I - SCHEDULE OF ASSETS
(HELD AT END OF YEAR)

(A) FUND	(B) IDENTITY OF ISSUER	(C) DESCRIPTION OF INVESTMENT SHARES/PAR	RATE	MAT DATE (D) COST	(E) CURRENT VALUE
		BUMI ARMADA BERHAD			
		COMMON STOCK MYR.2			
		853,200.000		88,651.27	92,970.72
MLC5	B3YX6Q901	853,200.000		88,651.27	92,970.72
		SINOPHARM GROUP CO H			
		COMMON STOCK CNY1.0			
		384,000.000		932,350.77	976,119.00
MLC5	B3ZVDV905	129,600.000		423,323.85	329,440.16
MLD6	B3ZVDV905	254,400.000		509,026.92	646,678.84
		ALINMA BANK			
		COMMON STOCK SAR10.0			
		208,378.000		2,107,305.28	1,804,870.65
MLC2	B39NWT906	208,378.000		2,107,305.28	1,804,870.65
		LG INNOTEK CO LTD			
		COMMON STOCK KRW5000.0			
		3,932.000		722,517.06	785,156.19
MLC5	B39Z8G904	3,932.000		722,517.06	785,156.19
		WYNN MACAU LTD			
		COMMON STOCK HKD.001			
		152,800.000		172,211.63	170,322.68
MLX5	B4JSTL903	152,800.000		172,211.63	170,322.68
		CHONGQING RURAL COMMERCIAL H			
		COMMON STOCK CNY1.0			
		409,000.000		235,666.55	139,915.05
MLC5	B4NFP6903	409,000.000		235,666.55	139,915.05
		SUOFEIYA HOME COLLECTION C A			
		COMMON STOCK CNY1.0			
		13,200.000		66,572.63	34,482.50
MLC4	B4QYGC906	13,200.000		66,572.63	34,482.50
		CHINA LONGYUAN POWER GROUP H			
		COMMON STOCK CNY1.0			
		1,041,000.000		1,474,344.95	1,272,415.58
MLC2	B4Q2TX906	1,041,000.000		1,474,344.95	1,272,415.58
		SHANGHAI PHARMACEUTICALS H			
		COMMON STOCK CNY1.0			
		68,300.000		118,212.38	113,586.12
MLC5	B4Q4CJ901	68,300.000		118,212.38	113,586.12
		CHOW TAI FOOK JEWELLERY GROU			
		COMMON STOCK HKD1.0			
		57,800.000		112,338.98	117,896.46
MLX7	B4R39F904	57,800.000		112,338.98	117,896.46
		ALCHIP TECHNOLOGIES LTD			
		COMMON STOCK TWD10.0			
		20,000.000		467,979.00	512,762.12
MLD2	B4TPSL909	20,000.000		467,979.00	512,762.12
		AIA GROUP LTD			
		COMMON STOCK			
		1,516,710.000		15,716,501.49	16,867,555.59
MLC2	B4TX8S909	216,400.000		2,021,330.55	2,406,616.31

DCMT COMPOSITE
COMPOSITE
SCHEDULE H, LINE 4I - SCHEDULE OF ASSETS
(HELD AT END OF YEAR)

(A) FUND	(B) IDENTITY OF ISSUER	(C) DESCRIPTION OF INVESTMENT SHARES/PAR	RATE	MAT DATE (D) COST	(E) CURRENT VALUE
MLDI	B4TX8S909	666,710.000		7,167,020.58	7,414,580.23
MLDJ	B4TX8S909	21,600.000		230,190.24	240,216.79
MLD2	B4TX8S909	69,200.000		657,666.26	769,583.41
MLX1	B4TX8S909	341,800.000		3,662,787.32	3,801,208.21
MLX5	B4TX8S909	201,000.000		1,977,506.54	2,235,350.64
	GLENCORE PLC	COMMON STOCK USD.01			
		86,912.000		445,698.69	577,514.76
MLD6	B4T3BW902	83,626.000		425,206.35	555,679.88
MLX5	B4T3BW902	3,286.000		20,492.34	21,834.88
	TORUNLAR GAYRIMENKUL YATIRIM	REIT TRY1.0			
		464,848.000		325,005.45	479,263.14
MLD6	B4WW14907	464,848.000		325,005.45	479,263.14
	SUNAC CHINA HOLDINGS LTD	COMMON STOCK HKD.1			
		274,000.000		446,550.09	160,785.14
MLC5	B4XRPN909	28,000.000		52,351.85	16,430.60
MLX7	B4XRPN909	246,000.000		394,198.24	144,354.54
	BRENNTAG SE	COMMON STOCK			
		2,111.000		154,224.33	134,547.00
MLX5	B4YVF5909	2,111.000		154,224.33	134,547.00
	SPAREBANK 1 SR BANK ASA	COMMON STOCK NOK25.0			
		236,545.000		2,986,402.76	2,898,282.56
MLD1	B40JTQ902	236,545.000		2,986,402.76	2,898,282.56
	OIL INDIA LTD	COMMON STOCK INR10.			
		57,184.000		112,482.01	143,806.74
MLC5	B409HQ907	57,184.000		112,482.01	143,806.74
	GUANGZHOU AUTOMOBILE GROUP H	COMMON STOCK CNY1.0			
		262,000.000		248,671.63	176,570.00
MLX7	B43399904	262,000.000		248,671.63	176,570.00
	MAGAZINE LUIZA SA	COMMON STOCK			
		280,100.000		162,232.80	145,361.81
MLX7	B4975P907	280,100.000		162,232.80	145,361.81
	SURGUTNEFTEGAS PJSC	COMMON STOCK RUB1.0			
		602,150.000		276,397.61	178,912.79
MLD6	B5BHP906	602,150.000		276,397.61	178,912.79
	BYGGMAX GROUP AB	COMMON STOCK SEK.33			
		94,633.000		444,931.24	451,753.48
MLD6	B5BLGL907	94,633.000		444,931.24	451,753.48

DCMT COMPOSITE
COMPOSITE
SCHEDULE H, LINE 4I - SCHEDULE OF ASSETS
(HELD AT END OF YEAR)

(A) FUND	(B) IDENTITY OF ISSUER	(C) DESCRIPTION OF INVESTMENT SHARES/PAR	RATE	MAT DATE (D) COST	(E) CURRENT VALUE
	SANDS CHINA LTD	COMMON STOCK USD.01			
		869,362.000		1,972,833.98	2,884,896.86
MLC4	B5B23W909	580,562.000		1,297,144.72	1,926,540.95
MLX5	B5B23W909	55,200.000		128,931.25	183,176.06
MLX7	B5B23W909	233,600.000		546,758.01	775,179.85
	PETRONAS CHEMICALS GROUP BHD	COMMON STOCK			
		169,800.000		360,617.20	331,505.11
MLC5	B5KQGT909	169,800.000		360,617.20	331,505.11
	INDORAMA VENTURES PCL NVDR	NVDR THB1.0			
		18,500.000		23,082.43	21,766.28
MLC5	B5KZ7P907	18,500.000		23,082.43	21,766.28
	OTSUKA HOLDINGS CO LTD	COMMON STOCK			
		2,000.000		70,957.37	65,254.46
MLD6	B5LTM9909	2,000.000		70,957.37	65,254.46
	CHAROEN POKPHAND FOOD FORGN	FOREIGN SH. THB1.0 A			
		4,327,526.000		3,175,017.82	3,098,676.04
MLC4	B5L2DG902	4,327,526.000		3,175,017.82	3,098,676.04
	INTL CONSOLIDATED AIRLINE DI	COMMON STOCK EUR.1			
		311,300.000		738,767.92	463,734.86
MLDJ	B5M6XQ908	311,300.000		738,767.92	463,734.86
	PRIMAX ELECTRONICS LTD	COMMON STOCK TWD10.			
		72,000.000		164,092.73	130,012.53
MLC5	B5M70F906	72,000.000		164,092.73	130,012.53
	CHINA EVERBRIGHT BANK CO L H	COMMON STOCK CNY1.0			
		380,000.000		162,827.07	115,875.18
MLC5	B5NRRJ904	380,000.000		162,827.07	115,875.18
	SBERBANK PJSC SPONSORED ADR	ADR			
		102,509.000		1,231,775.31	4,643.66
MLC4	B5SC09903	102,509.000		1,231,775.31	4,643.66
	ENTAIN PLC	COMMON STOCK EUR.01			
		34,599.000		567,631.03	549,997.10
MLX5	B5VQMV905	34,599.000		567,631.03	549,997.10
	SEGRO PLC	REIT GBP.1			
		51,300.000		855,214.70	471,208.34
MLD0	B5ZN1N909	51,300.000		855,214.70	471,208.34
	MIGROS TICARET A.S	COMMON STOCK TRY1.			
		113,761.000		860,581.49	890,300.84

DCMT COMPOSITE
COMPOSITE
SCHEDULE H, LINE 4I - SCHEDULE OF ASSETS
(HELD AT END OF YEAR)

(A) FUND	(B) IDENTITY OF ISSUER	(C) DESCRIPTION OF INVESTMENT SHARES/PAR	RATE	MAT DATE (D) COST	(E) CURRENT VALUE
MLC5	B50PPK902	113,761.000		860,581.49	890,300.84
	361 DEGREES INTERNATIONAL	COMMON STOCK HKD.1 77,000.000		39,728.80	32,852.23
MLC5	B51BL7905	77,000.000		39,728.80	32,852.23

DCMT COMPOSITE
COMPOSITE
SCHEDULE H, LINE 4I - SCHEDULE OF ASSETS
(HELD AT END OF YEAR)

(A) FUND	(B) IDENTITY OF ISSUER	(C) DESCRIPTION OF INVESTMENT SHARES/PAR	RATE	MAT DATE (D) COST	(E) CURRENT VALUE
		NOVATEK PJSC			
		COMMON STOCK RUB.1			
		4,070.000		102,353.66	59,823.42
MLD6	B59HPK901	4,070.000		102,353.66	59,823.42
		GAZPROM PJSC			
		COMMON STOCK RUB5.0			
		799,660.000		3,568,204.06	1,782,913.17
MLC5	B59L4L903	9,334.000		48,479.93	20,810.98
MLD6	B59L4L903	597,360.000		2,945,792.92	1,331,867.31
MLX5	B59L4L903	192,966.000		573,931.21	430,234.88
		LUKOIL PJSC			
		COMMON STOCK RUB.025			
		15,639.000		1,273,475.71	872,034.93
MLC5	B59SNS902	3,851.000		334,149.18	214,732.82
MLDU	B59SNS902	8,560.000		664,273.00	477,307.95
MLD6	B59SNS902	1,906.000		173,455.60	106,279.08
MLX5	B59SNS902	1,322.000		101,597.93	73,715.08
		ROSNEFT OIL CO PJSC			
		COMMON STOCK RUB.01			
		128,415.000		786,875.98	639,964.07
MLC5	B59SS1906	6,071.000		45,570.36	30,255.20
MLD6	B59SS1906	30,660.000		240,098.55	152,796.00
MLX5	B59SS1906	91,684.000		501,207.07	456,912.87
		CITIC SECURITIES CO LTD H			
		COMMON STOCK CNY1.0			
		1,204,468.000		2,483,801.08	2,435,186.01
MLC4	B6SPB4901	856,593.000		1,589,315.68	1,731,854.47
MLD6	B6SPB4901	347,875.000		894,485.40	703,331.54
		PHARMAENGINE INC			
		COMMON STOCK TWD10.0			
		7,000.000		22,339.42	28,468.71
MLC5	B6THYG906	7,000.000		22,339.42	28,468.71
		AEROSPACE INDUSTRIAL DEVELOP			
		COMMON STOCK TWD10.0			
		703,000.000		767,746.13	817,694.52
MLD2	B6TJTG908	703,000.000		767,746.13	817,694.52
		CHINA MEDICAL SYSTEM HOLDING			
		COMMON STOCK USD.005			
		49,000.000		113,998.25	77,094.66
MLC5	B6WY99909	49,000.000		113,998.25	77,094.66
		MEIJI HOLDINGS CO LTD			
		COMMON STOCK			
		14,500.000		793,767.92	740,687.41
MLD6	B60DQV902	2,400.000		116,830.71	122,596.54
MLX7	B60DQV902	12,100.000		676,937.21	618,090.87
		AGRICULTURAL BANK OF CHINA H			
		COMMON STOCK CNY1.0			
		1,082,000.000		419,569.73	371,528.32
MLC5	B60LZR903	627,000.000		248,986.66	215,294.14

DCMT COMPOSITE
COMPOSITE
SCHEDULE H, LINE 4I - SCHEDULE OF ASSETS
(HELD AT END OF YEAR)

(A) FUND	(B) IDENTITY OF ISSUER	(C) DESCRIPTION OF INVESTMENT SHARES/PAR	RATE	MAT DATE (D) COST	(E) CURRENT VALUE
MLD6	B60LZR903	455,000.000		170,583.07	156,234.18
	DAI ICHI LIFE HOLDINGS INC	COMMON STOCK			
		56,800.000		1,121,592.82	1,288,864.30
MLD6	B601QS905	56,800.000		1,121,592.82	1,288,864.30
	TREASURY WINE ESTATES LTD	COMMON STOCK			
		557,052.000		4,903,159.48	5,141,379.17
MLDI	B61JC6908	557,052.000		4,903,159.48	5,141,379.17
	INCHCAPE PLC	COMMON STOCK GBP.1			
		305,242.000		3,221,290.41	3,010,841.02
MLD1	B61TVQ901	305,242.000		3,221,290.41	3,010,841.02
	HANMI PHARM CO LTD	COMMON STOCK KRW2500.			
		104.000		23,992.71	24,509.29
MLC5	B613DJ904	104.000		23,992.71	24,509.29
	CIELO SA	COMMON STOCK			
		652,500.000		619,855.44	647,587.48
MLC5	B614LY900	652,500.000		619,855.44	647,587.48
	EDENRED	COMMON STOCK EUR2.0			
		212,684.000		11,397,859.75	11,549,093.39
MLDI	B62G1B904	129,201.000		7,372,944.08	7,015,828.25
MLDQ	B62G1B904	67,335.000		3,264,858.02	3,656,402.00
MLX5	B62G1B904	16,148.000		760,057.65	876,863.14
	SOMPO HOLDINGS INC	COMMON STOCK			
		1,200.000		52,529.80	53,294.93
MLD6	B62G7K908	1,200.000		52,529.80	53,294.93
	YOUNGONE CORP	COMMON STOCK KRW500.0			
		1,031.000		36,978.93	38,280.31
MLC5	B622C1905	1,031.000		36,978.93	38,280.31
	ENEOS HOLDINGS INC	COMMON STOCK			
		12,600.000		51,616.25	42,781.46
MLD6	B627LW906	12,600.000		51,616.25	42,781.46
	POWSZECHNY ZAKLAD UBEZPIECZE	COMMON STOCK PLN.1			
		41,438.000		392,110.00	334,621.59
MLC5	B63DG2904	41,438.000		392,110.00	334,621.59
	ZHONGSHENG GROUP HOLDINGS	COMMON STOCK HKD.0001			
		41,500.000		242,847.11	213,483.11
MLX7	B633D9904	41,500.000		242,847.11	213,483.11

DCMT COMPOSITE
COMPOSITE
SCHEDULE H, LINE 4I - SCHEDULE OF ASSETS
(HELD AT END OF YEAR)

(A) FUND	(B) IDENTITY OF ISSUER	(C) DESCRIPTION OF INVESTMENT SHARES/PAR	RATE	MAT DATE (D) COST	(E) CURRENT VALUE
	VODACOM GROUP LTD	COMMON STOCK			
		9,600.000		77,046.21	69,228.33
MLD0	B65B4D905	9,600.000		77,046.21	69,228.33
	BAKKAFROST P/F	COMMON STOCK DKK1.0			
		53,454.000		3,514,155.60	3,342,570.70
MLDQ	B6632T909	53,454.000		3,514,155.60	3,342,570.70
	TRUST FIBRA UNO	REIT			
		511,200.000		577,286.01	603,348.34
MLC5	B671GT907	511,200.000		577,286.01	603,348.34
	DGB FINANCIAL GROUP INC	COMMON STOCK KRW5000.			
		28,164.000		123,751.59	155,687.12
MLC5	B68N34907	28,164.000		123,751.59	155,687.12
	NMC HEALTH PLC	COMMON STOCK GBP.1			
		10,428.000		113,921.77	117,711.45
MLX7	B7FC07907	10,428.000		113,921.77	117,711.45
	RAIA DROGASIL SA	COMMON STOCK			
		33,800.000		154,890.17	151,851.13
MLX7	B7FQV6904	33,800.000		154,890.17	151,851.13
	TELEFONICA DEUTSCHLAND HOLDI	COMMON STOCK			
		81,155.000		220,050.94	199,468.90
MLX7	B7VG6L903	81,155.000		220,050.94	199,468.90
	GUJARAT STATE FERT + CHEM F	COMMON STOCK INR2.0			
		154,346.000		244,521.28	260,072.92
MLC5	B71NQN905	154,346.000		244,521.28	260,072.92
	HAITONG SECURITIES CO LTD H	COMMON STOCK CNY1.0			
		399,600.000		378,616.95	245,751.73
MLD6	B71SXC900	399,600.000		378,616.95	245,751.73
	ZHEN DING TECHNOLOGY HOLDING	COMMON STOCK TWD10.			
		260,000.000		942,465.16	888,223.72
MLC5	B734XQ900	231,000.000		850,429.38	789,152.61
MLD6	B734XQ900	29,000.000		92,035.78	99,071.11
	DYNAM JAPAN HOLDINGS CO LTD	COMMON STOCK			
		153,200.000		155,312.76	116,201.13
MLD6	B74FH6906	153,200.000		155,312.76	116,201.13
	GT CAPITAL HOLDINGS INC	COMMON STOCK PHP10.			
		19,380.000		155,996.79	151,277.20
MLC5	B77H11907	19,380.000		155,996.79	151,277.20

DCMT COMPOSITE
COMPOSITE
SCHEDULE H, LINE 4I - SCHEDULE OF ASSETS
(HELD AT END OF YEAR)

(A) FUND	(B) IDENTITY OF ISSUER	(C) DESCRIPTION OF INVESTMENT SHARES/PAR	RATE	MAT DATE (D) COST	(E) CURRENT VALUE
		CHINA YONGDA AUTOMOBILES SER			
		COMMON STOCK HKD.01			
		139,500.000		194,280.38	103,664.98
MLC5	B8F2T6908	139,500.000		194,280.38	103,664.98
		GLP J REIT			
		REIT			
		661.000		936,236.59	757,962.03
MLD0	B8RBZV903	220.000		343,711.17	252,271.78
MLX7	B8RBZV903	441.000		592,525.42	505,690.25
		PEOPLE S INSURANCE CO GROU H			
		COMMON STOCK CNY1.0			
		3,913,000.000		1,149,653.45	1,298,492.63
MLC5	B8RZJZ909	2,686,000.000		793,972.24	891,324.10
MLD2	B8RZJZ909	1,227,000.000		355,681.21	407,168.53

DCMT COMPOSITE
COMPOSITE
SCHEDULE H, LINE 4I - SCHEDULE OF ASSETS
(HELD AT END OF YEAR)

(A) FUND	(B) IDENTITY OF ISSUER	(C) DESCRIPTION OF INVESTMENT SHARES/PAR	RATE	MAT DATE (D) COST	(E) CURRENT VALUE
MLX7	B92P9G909	91,139.000		273,112.23	210,303.82
	LT GROUP INC	COMMON STOCK PHP1.0			
		776,100.000		117,758.43	128,125.61
MLD6	B92RW8907	776,100.000		117,758.43	128,125.61
	VOLTRONIC POWER TECHNOLOGY	COMMON STOCK TWD10.0			
		1,000.000		51,421.31	50,267.61
MLC5	B96HCH907	1,000.000		51,421.31	50,267.61
	TELE2 AB B SHS	COMMON STOCK SEK1.25			
		6,600.000		86,057.17	53,904.70
MLD0	B97C73904	6,600.000		86,057.17	53,904.70
	NIPPON PROLOGIS REIT INC	REIT			
		214.000		616,416.14	500,352.42
MLD0	B98BC6902	100.000		319,411.98	233,809.54
MLX7	B98BC6902	114.000		297,004.16	266,542.88
	CHULARAT HOSPITAL PCL NVDR	NVDR THB.1			
		1,082,500.000		108,601.81	115,016.60
MLC5	B99KDL907	1,082,500.000		108,601.81	115,016.60
	AFYA LTD CLASS A	COMMON STOCK USD.00005			
		7,073.000		152,196.15	110,480.26
MLC4	G01125106	7,073.000		152,196.15	110,480.26
	ALKERMES PLC	COMMON STOCK USD.01			
		224,210.000		6,108,625.79	5,858,607.30
MLEG	G01767105	224,210.000		6,108,625.79	5,858,607.30
	AMCOR PLC	COMMON STOCK USD.01			
		495,597.000		6,015,595.27	5,902,560.27
MLD1	G0250X107	301,128.000		3,505,062.66	3,586,434.48
MLS2	G0250X107	194,469.000		2,510,532.61	2,316,125.79
	AMBARELLA INC	COMMON STOCK USD.00045			
		6,398.000		878,111.95	526,107.54
MLEH	G037AX101	6,398.000		878,111.95	526,107.54
	AON PLC CLASS A	COMMON STOCK			
		39,550.000		10,659,506.94	11,870,537.00
MLDJ	G0403H108	11,443.000		2,966,194.47	3,434,502.02
MLD8	G0403H108	17,707.000		5,141,910.43	5,314,578.98
MLS2	G0403H108	7,875.000		1,952,807.14	2,363,602.50
MLX5	G0403H108	2,525.000		598,594.90	757,853.50
	ARCH CAPITAL GROUP LTD	COMMON STOCK USD.01			
		9,376.000		303,357.19	588,625.28

*

DCMT COMPOSITE
COMPOSITE
SCHEDULE H, LINE 4I - SCHEDULE OF ASSETS
(HELD AT END OF YEAR)

(A) FUND	(B) IDENTITY OF ISSUER	(C) DESCRIPTION OF INVESTMENT SHARES/PAR	RATE	MAT DATE (D) COST	(E) CURRENT VALUE
MLX5	G0450A105	9,376.000		303,357.19	588,625.28
	ACCENTURE PLC CL A	COMMON STOCK USD.0000225			
		63,292.000		16,727,224.21	16,888,837.28
MLBF	G1151C101	38,396.000		9,554,781.91	10,245,588.64
MLBX	G1151C101	4,425.000		1,284,263.05	1,180,767.00
MLS2	G1151C101	20,471.000		5,888,179.25	5,462,481.64
	BUNGE LTD	COMMON STOCK USD.01			
		15,223.000		1,349,189.15	1,518,798.71
MLX5	G16962105	8,060.000		654,700.60	804,146.20
MLX7	G16962105	7,163.000		694,488.55	714,652.51
	CLARIVATE PLC	COMMON STOCK USD.01			
		382,223.000		5,644,349.53	3,187,739.82
MLDI	G21810109	382,223.000		5,644,349.53	3,187,739.82
	CREDICORP LTD	COMMON STOCK USD5.0			
		18,796.000		2,757,679.12	2,549,865.36
MLC4	G2519Y108	18,796.000		2,757,679.12	2,549,865.36
	HORIZON THERAPEUTICS PLC	COMMON STOCK USD.0001			
		32,362.000		2,930,121.81	3,682,795.60
MLS2	G46188101	32,362.000		2,930,121.81	3,682,795.60
	ICON PLC	COMMON STOCK EUR.06			
		67,511.000		14,570,055.93	13,114,011.75
MLDJ	G4705A100	2,525.000		591,513.43	490,481.25
MLDQ	G4705A100	20,858.000		4,430,713.60	4,051,666.50
MLD8	G4705A100	21,319.000		4,691,226.93	4,141,215.75
MLEG	G4705A100	22,809.000		4,856,601.97	4,430,648.25
	INTERNATIONAL GAME TECHNOLOG	COMMON STOCK USD.1			
		122,363.000		2,300,870.12	2,775,192.84
MLGN	G4863A108	122,363.000		2,300,870.12	2,775,192.84
	JAZZ PHARMACEUTICALS PLC	COMMON STOCK USD.0001			
		25,400.000		4,407,049.33	4,046,474.00
MLD1	G50871105	25,400.000		4,407,049.33	4,046,474.00
	LIBERTY GLOBAL PLC C	COMMON STOCK USD.01			
		11,631.000		294,418.29	225,990.33
MLS2	G5480U120	11,631.000		294,418.29	225,990.33
	LIBERTY GLOBAL PLC LILAC C	TRACKING STK			
		0.016		0.00	0.00
MLB5	G5480U153	0.004		0.00	0.00
MLF2	G5480U153	0.012		0.00	0.00

DCMT COMPOSITE
COMPOSITE
SCHEDULE H, LINE 4I - SCHEDULE OF ASSETS
(HELD AT END OF YEAR)

B) IDENTITY FU

SHARES/PAR

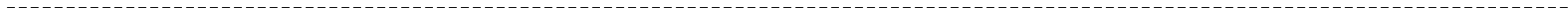
(D COSD19.5 Td ()Tj 00000000VALU -----

DCMT COMPOSITE
COMPOSITE
SCHEDULE H, LINE 4I - SCHEDULE OF ASSETS
(HELD AT END OF YEAR)

(A) FUND	(B) IDENTITY OF ISSUER	(C) DESCRIPTION OF INVESTMENT SHARES/PAR	RATE	MAT DATE (D) COST	(E) CURRENT VALUE
	SIGNET JEWELERS LTD	COMMON STOCK USD.18			
		98,949.000		2,260,579.63	6,728,532.00
MLBY	G81276100	98,949.000		2,260,579.63	6,728,532.00
	STERIS PLC	COMMON STOCK USD75.0			
		9,338.000		1,611,499.32	1,724,635.22
MLBY	G8473T100	9,338.000		1,611,499.32	1,724,635.22
	TECHNIPFMC PLC	COMMON STOCK USD1.0			
		108,216.000		863,478.75	1,319,153.04
MLGN	G87110105	108,216.000		863,478.75	1,319,153.04
	WILLIS TOWERS WATSON PLC	COMMON STOCK USD.000304635			
		35,041.000		7,906,847.73	8,570,327.78
MLS2	G96629103	6,880.000		1,645,664.45	1,682,710.40
MLX9	G96629103	28,161.000		6,261,183.28	6,887,617.38
	XP INC CLASS A	COMMON STOCK			
		102,957.000		1,920,786.02	1,579,360.38
MLC2	G98239109	34,270.000		800,540.65	525,701.80
MLD3	G98239109	68,687.000		1,120,245.37	1,053,658.58
	ALCON INC	COMMON STOCK CHF.04			
		75,000.000		4,497,684.66	5,141,250.00
MLBM	H01301128	75,000.000		4,497,684.66	5,141,250.00
	CHUBB LTD	COMMON STOCK			
		99,956.000		15,578,792.54	22,050,293.60
MLBF	H1467J104	66,919.000		10,018,239.16	14,762,331.40
MLS2	H1467J104	2,608.000		572,683.94	575,324.80
MLX5	H1467J104	5,519.000		725,176.16	1,217,491.40
MLX8	H1467J104	24,910.000		4,262,693.28	5,495,146.00
	CRISPR THERAPEUTICS AG	COMMON STOCK CHF.03			
		4,432.000		333,771.51	180,160.80
MLX5	H17182108	4,432.000		333,771.51	180,160.80
	GARMIN LTD	COMMON STOCK CHF.1			
		11,055.000		1,509,156.25	1,020,265.95
MLS2	H2906T109	11,055.000		1,509,156.25	1,020,265.95
	TE CONNECTIVITY LTD	COMMON STOCK CHF.57			
		6,834.000		671,651.49	784,543.20
MLX5	H84989104	6,834.000		671,651.49	784,543.20
	GLOBANT SA	COMMON STOCK USD1.2			
		14,577.000		2,811,297.16	2,451,268.32
MLC2	L44385109	3,143.000		602,228.14	528,526.88

*

DCMT COMPOSITE
COMPOSITE
SCHEDULE H, LINE 4I - SCHEDULE OF ASSETS
(HELD AT END OF YEAR)



DCMT COMPOSITE
COMPOSITE
SCHEDULE H, LINE 4I - SCHEDULE OF ASSETS
(HELD AT END OF YEAR)

(A) FUND	(B) IDENTITY OF ISSUER	(C) DESCRIPTION OF INVESTMENT SHARES/PAR	RATE	MAT DATE (D) COST	(E) CURRENT VALUE
MLX9	N6596X109	1,480.000		223,667.91	233,884.40
	QIAGEN N.V.	COMMON STOCK EUR.01			
		6,652.000		283,041.85	331,735.24
MLX7	N72482123	6,652.000		283,041.85	331,735.24
	YANDEX NV A	COMMON STOCK EUR.01			
		17,261.000		1,047,915.31	326,923.34
MLDU	N97284108	17,261.000		1,047,915.31	326,923.34
	ROYAL CARIBBEAN CRUISES LTD	COMMON STOCK USD.01			
		9,170.000		740,443.32	453,273.10
MLX5	V7780T103	9,170.000		740,443.32	453,273.10
	AES CORP	COMMON STOCK USD.01			
		26,394.000		504,216.91	759,091.44
MLX5	00130H105	26,394.000		504,216.91	759,091.44
	AMC ENTERTAINMENT HLDS CL A	COMMON STOCK USD.01			
		54,327.000		545,365.24	221,110.89
MLX7	00165C104	54,327.000		545,365.24	221,110.89
	A P MOLLER MAERSK B UNSP ADR	ADR			
		8,600.000		122,360.96	96,492.00
MLD6	00202F102	8,600.000		122,360.96	96,492.00
	AT+T INC	COMMON STOCK USD1.0			
		301,789.000		6,244,110.67	5,555,935.49
MLBX	00206R102	50 N6596X109		I37M1.L, 7E	
	545,365.24	221,110.7		545,.	545,.
	. 14,99-19.5 Td ()Tj 0 0 Td 0 -1974	7443.32		276, I.72 INC	545,.
		8,600.000		122,360.96	96,492.00

545, . E.1.
SE TECHNOLOGY I

DCMT COMPOSITE
COMPOSITE
SCHEDULE H, LINE 4I - SCHEDULE OF ASSETS
(HELD AT END OF YEAR)

(A) FUND	(B) IDENTITY OF ISSUER	(C) DESCRIPTION OF INVESTMENT SHARES/PAR	RATE	MAT DATE (D) COST	(E) CURRENT VALUE
MLX8	00287Y109	13,900.000		1,962,022.72	2,246,379.00
	ACADIA HEALTHCARE CO INC	COMMON STOCK USD.01 40,797.000		1,923,443.35	3,358,409.04
MLGN	00404A109	40,797.000		1,923,443.35	3,358,409.04
	ACCURAY INC	COMMON STOCK USD.001 169,211.000		531,488.30	353,650.99
MLGN	004397105	169,211.000		531,488.30	353,650.99
	ANTOFAGASTA PLC	COMMON STOCK GBP.05 259,909.000		4,956,490.67	4,831,923.05
MLD1	004561908	259,909.000		4,956,490.67	4,831,923.05
	ACTIVISION BLIZZARD INC	COMMON STOCK USD.000001 122,341.000		10,455,781.41	9,365,203.55
MLD8	00507V109	58,810.000		4,467,728.71	4,501,905.50
MLS2	00507V109	63,531.000		5,988,052.70	4,863,298.05
	ACUSHNET HOLDINGS CORP	COMMON STOCK USD.001 31,724.000		1,178,811.16	1,347,001.04
MLB9	005098108	31,724.000		1,178,811.16	1,347,001.04
	ASHTEAD GROUP PLC	COMMON STOCK GBP.1 19,063.000		1,173,679.31	1,082,338.05
MLDX	005367008	19,063.000		1,173,679.31	1,082,338.05
	ADEIA INC	COMMON STOCK 105,548.000		972,709.47	1,000,595.04
MLGN	00676P107	105,548.000		972,709.47	1,000,595.04
	ADOBE INC	COMMON STOCK USD.0001 53,634.000		18,738,340.35	18,049,450.02
MLBM	00724F101	18,800.000		5,067,762.19	6,326,764.00
MLBO	00724F101	25,445.000		9,703,473.57	8,563,005.85
MLBX	00724F101	3,265.000		1,673,959.86	1,098,770.45
MLX5	00724F101	524.000		227,947.67	176,341.72
MLX8	00724F101	5,600.000		2,065,197.06	1,884,568.00
	ADVANCE AUTO PARTS INC	COMMON STOCK USD.0001 13,939.000		2,142,743.25	2,049,451.17
MLX9	00751Y106	13,939.000		2,142,743.25	2,049,451.17
	ADVANCED DRAINAGE SYSTEMS IN	COMMON STOCK USD.01 7,182.000		717,549.79	588,708.54
MLEH	00790R104	7,182.000		717,549.79	588,708.54
	ADVANCED MICRO DEVICES	COMMON STOCK USD.01 164,296.000		10,460,879.30	10,641,451.92

DCMT COMPOSITE
COMPOSITE
SCHEDULE H, LINE 4I - SCHEDULE OF ASSETS
(HELD AT END OF YEAR)

(A) FUND	(B) IDENTITY OF ISSUER	(C) DESCRIPTION OF INVESTMENT SHARES/PAR	RATE	MAT DATE (D) COST	(E) CURRENT VALUE
MLBX	007903107	11,323.000		864,711.56	733,390.71
MLEG	007903107	51,200.000		4,120,225.53	3,316,224.00
MLX1	007903107	101,773.000		5,475,942.21	6,591,837.21
	AGNICO EAGLE MINES LTD	COMMON STOCK			
		32,919.000		1,733,817.52	1,709,421.63
MLX7	008474959	32,919.000		1,733,817.52	1,709,421.63
	BELLWAY PLC	COMMON STOCK GBP.125			
		138,389.000		5,563,269.67	3,175,380.69
MLD1	009049909	138,389.000		5,563,269.67	3,175,380.69
	AIRENB INC CLASS A	COMMON STOCK USD.0001			
		27,711.000		4,223,582.34	2,369,290.50
MLX1	009066101	25,633.000		4,009,468.77	2,191,621.50
MLX5	009066101	2,078.000		214,113.57	177,669.00
	AIR PRODUCTS + CHEMICALS INC	COMMON STOCK USD1.0			
		43,793.000		11,556,546.82	13,499,630.18
MLBO	009158106	31,789.000		8,344,171.33	9,799,277.14
MLS2	009158106	5,284.000		1,498,389.53	1,628,845.84
MLX8	009158106	6,720.000		1,713,985.96	2,071,507.20
	AKAMAI TECHNOLOGIES INC	COMMON STOCK USD.01			
		25,457.000		2,660,282.26	2,146,025.10
MLS2	00971T101	25,457.000		2,660,282.26	2,146,025.10
	ALBEMARLE CORP	COMMON STOCK USD.01			
		1,459.000		343,894.40	316,398.74
MLX5	012653101	1,459.000		343,894.40	316,398.74
	ALBERTSONS COS INC CLASS A	COMMON STOCK USD.01			
		13,117.000		276,533.47	272,046.58
MLX7	013091103	13,117.000		276,533.47	272,046.58
	ALEXANDRIA REAL ESTATE EQUIT	REIT USD.01			
		5,920.000		1,204,064.23	862,366.40
MLD0	015271109	5,920.000		1,204,064.23	862,366.40
	ALGONQUIN POWER + UTILITIES	COMMON STOCK			
		40,557.000		297,791.32	264,004.38
MLX7	015857956	40,557.000		297,791.32	264,004.38
	ALIBABA GROUP HOLDING SP ADR	ADR USD.000025			
		68,115.000		5,914,661.11	6,000,250.35
MLC2	01609W102	1,650.000		132,839.30	145,348.50
MLDJ	01609W102	33,442.000		2,924,206.51	2,945,905.78
MLD3	01609W102	33,023.000		2,857,615.30	2,908,996.07

DCMT COMPOSITE
COMPOSITE
SCHEDULE H, LINE 4I - SCHEDULE OF ASSETS
(HELD AT END OF YEAR)

(A) FUND	(B) IDENTITY OF ISSUER	(C) DESCRIPTION OF INVESTMENT SHARES/PAR	RATE	MAT DATE (D) COST	(E) CURRENT VALUE
	ALLEGRO MICROSYSTEMS INC	COMMON STOCK USD.01			
		43,822.000		1,366,160.41	1,315,536.44
MLEH	01749D105	43,822.000		1,366,160.41	1,315,536.44
	BREAD FINANCIAL HOLDINGS INC	COMMON STOCK USD.01			
		11,148.000		766,786.94	419,833.68
MLGN	018581108	11,148.000		766,786.94	419,833.68
	ALLIANT ENERGY CORP	COMMON STOCK USD.01			
		8,928.000		485,645.85	492,914.88
MLS2	018802108	8,928.000		485,645.85	492,914.88
	ALNYLAM PHARMACEUTICALS INC	COMMON STOCK USD.01			
		12,140.000		2,050,768.56	2,885,071.00
MLX5	02043Q107	5,028.000		848,623.40	1,194,904.20
MLX7	02043Q107	7,112.000		1,202,145.16	1,690,166.80
	ALPHABET INC CL C	COMMON STOCK USD.001			
		253,015.000		22,339,934.44	22,450,020.95
MLBG	02079K107	65,910.000		4,653,339.37	5,848,194.30
MLBO	02079K107	92,672.000		6,905,365.00	8,222,786.56
MLBX	02079K107	37,184.000		4,422,474.97	3,299,336.32
MLS2	02079K107	46,473.000		5,526,589.36	4,123,549.29
MLX5	02079K107	10,776.000		832,165.74	956,154.48
	ALPHABET INC CL A	COMMON STOCK USD.001			
		354,843.000		31,337,878.63	31,307,797.89
MLBX	02079K305	41,941.000		4,940,661.74	3,700,454.43
MLEG	02079K305	109,810.000		10,918,176.49	9,688,536.30
MLX1	02079K305	51,670.000		2,770,720.58	4,558,844.10
MLX5	02079K305	11,113.000		897,970.32	980,499.99
MLX8	02079K305	52,816.000		5,219,626.05	4,659,955.68
MLX9	02079K305	87,493.000		6,590,723.45	7,719,507.39
	ALTRIA GROUP INC	COMMON STOCK USD.333			
		12,585.000		593,635.30	575,260.35
MLBX	02209S103	12,585.000		593,635.30	575,260.35
	AMAZON.COM INC	COMMON STOCK USD.01			
		568,485.000		66,643,803.04	47,752,740.00
MLBG	023135106	83,710.000		9,254,605.01	7,031,640.00
MLBO	023135106	101,982.000		9,890,196.62	8,566,488.00
MLBX	023135106	62,328.000		10,605,201.61	5,235,552.00
MLDJ	023135106	19,002.000		2,937,016.40	1,596,168.00
MLD0	023135106	170,500.000		16,516,781.42	14,322,000.00
MLEG	023135106	64,550.000		9,326,269.58	5,422,200.00
MLX1	023135106	16,056.000		1,743,609.82	1,348,704.00
MLX5	023135106	8,137.000		1,163,559.51	683,508.00

DCMT COMPOSITE
COMPOSITE
SCHEDULE H, LINE 4I - SCHEDULE OF ASSETS
(HELD AT END OF YEAR)

DCMT COMPOSITE
COMPOSITE
SCHEDULE H, LINE 4I - SCHEDULE OF ASSETS
(HELD AT END OF YEAR)

(A) FUND	(B) IDENTITY OF ISSUER	(C) DESCRIPTION OF INVESTMENT SHARES/PAR	RATE	MAT DATE (D) COST	(E) CURRENT VALUE
	BRITISH AMERICAN TOBACCO PLC	COMMON STOCK GBP.25			
		12,015.000		454,126.40	474,270.24
MLX5	028758902	12,015.000		454,126.40	474,270.24
	AMERICAN TOWER CORP	REIT USD.01			
		98,221.000		22,590,888.90	20,809,101.06
MLBF	03027X100	31,496.000		6,444,986.29	6,672,742.56
MLBO	03027X100	37,135.000		8,513,355.93	7,867,421.10
MLBX	03027X100	3,270.000		823,304.53	692,782.20
MLD0	03027X100	20,540.000		5,449,579.82	4,351,604.40
MLX5	03027X100	450.000		117,855.45	95,337.00
MLX8	03027X100	5,330.000		1,241,806.88	1,129,213.80
	AMERICAN WATER WORKS CO INC	COMMON STOCK USD.01			
		7,702.000		1,317,380.40	1,173,938.84
MLD0	030420103	5,600.000		997,647.84	853,552.00
MLS2	030420103	2,102.000		319,732.56	320,386.84
	AMERICOLD REALTY TRUST INC	REIT USD.01			
		10,540.000		331,632.14	298,387.40
MLD0	03064D108	10,540.000		331,632.14	298,387.40
	AMERISOURCEBERGEN CORP	COMMON STOCK USD.01			
		5,175.000		799,937.59	857,549.25
MLS2	03073E105	5,175.000		799,937.59	857,549.25
	AMERIPRISE FINANCIAL INC	COMMON STOCK USD.01			
		23,000.000		3,744,471.01	7,161,510.00
MLBM	03076C106	23,000.000		3,744,471.01	7,161,510.00
	AMGEN INC	COMMON STOCK USD.0001			
		41,096.000		8,812,023.32	10,793,453.44
MLBM	031162100	25,500.000		5,016,136.27	6,697,320.00
MLBX	031162100	3,747.000		888,136.02	984,112.08
MLS2	031162100	11,849.000		2,907,751.03	3,112,021.36
	AMNEAL PHARMACEUTICALS INC	COMMON STOCK USD.01			
		95,776.000		364,804.75	190,594.24
MLGN	03168L105	95,776.000		364,804.75	190,594.24
	AMPHENOL CORP CL A	COMMON STOCK USD.001			
		145,490.000		8,250,179.79	11,077,608.60
MLBO	032095101	80,189.000		3,889,667.60	6,105,590.46
MLBY	032095101	17,566.000		1,095,705.38	1,337,475.24
MLS2	032095101	47,735.000		3,264,806.81	3,634,542.90

DCMT COMPOSITE
COMPOSITE
SCHEDULE H, LINE 4I - SCHEDULE OF ASSETS
(HELD AT END OF YEAR)

(A) FUND	(B) IDENTITY OF ISSUER	(C) DESCRIPTION OF INVESTMENT SHARES/PAR	RATE	MAT DATE (D) COST	(E) CURRENT VALUE
MLD6	03485P300	38,100.000		671,822.25	747,141.00
	ANGLOGOLD ASHANTI SPON ADR	ADR			
		289,374.000		5,201,872.71	5,619,643.08
MLC4	035128206	242,488.000		4,316,589.16	4,709,116.96
MLD3	035128206	46,886.000		885,283.55	910,526.12
	ANSYS INC	COMMON STOCK USD.01			
		25,000.000		4,443,896.09	6,039,750.00
MLBM	03662Q105	25,000.000		4,443,896.09	6,039,750.00
	ANTERO RESOURCES CORP	COMMON STOCK USD.01			
		5,761.000		190,056.65	178,533.39
MLX5	03674X106	5,761.000		190,056.65	178,533.39
	ELEVANCE HEALTH INC	COMMON STOCK USD.01			
		25,917.000		8,020,814.72	13,294,643.49
MLS2	036752103	2,785.000		1,484,164.38	1,428,621.45
MLX9	036752103	23,132.000		6,536,650.34	11,866,022.04
	APARTMENT INCOME REIT CO	REIT USD.01			
		6,970.000		346,015.73	239,140.70
MLD0	03750L109	6,970.000		346,015.73	239,140.70
	APPLE INC	COMMON STOCK USD.00001			
		874,632.000		118,750,211.59	113,640,935.76
MLBO	037833100	64,093.000		4,997,920.08	8,327,603.49
MLBX	037833100	105,011.000		14,030,277.65	13,644,079.23
MLD0	037833100	477,100.000		70,768,538.69	61,989,603.00
MLEG	037833100	134,794.000		17,089,400.30	17,513,784.42
MLS2	037833100	24,377.000		3,490,160.14	3,167,303.61
MLX5	037833100	4,487.000		451,905.19	582,995.91
MLX8	037833100	64,770.000		7,922,009.54	8,415,566.10
	APPLIED MATERIALS INC	COMMON STOCK USD.01			
		5,705.000		786,750.54	555,552.90
MLX5	038222105	5,705.000		786,750.54	555,552.90
	GREENCORE GROUP PLC	COMMON STOCK GBP.01			
		1,221,979.000		2,431,742.81	942,953.08
MLD1	038641908	1,221,979.000		2,431,742.81	942,953.08
	ARCHER DANIELS MIDLAND CO	COMMON STOCK			
		784.000		51,082.31	72,794.40
MLX5	039483102	784.000		51,082.31	72,794.40
	ARCOSA INC	COMMON STOCK USD.01			
		10,019.000		588,699.59	544,432.46
MLGN	039653100	10,019.000		588,699.59	544,432.46

DCMT COMPOSITE
COMPOSITE
SCHEDULE H, LINE 4I - SCHEDULE OF ASSETS
(HELD AT END OF YEAR)

(A) FUND	(B) IDENTITY OF ISSUER	(C) DESCRIPTION OF INVESTMENT SHARES/PAR	RATE	MAT DATE (D) COST	(E) CURRENT VALUE
	ARGENX SE ADR	ADR			
		22,421.000		6,483,417.56	8,493,747.43
MLDJ	04016X101	8,955.000		2,809,789.87	3,392,422.65
MLEH	04016X101	11,120.000		2,800,833.38	4,212,589.60
MLX7	04016X101	2,346.000		872,794.31	888,735.18
	ARISTA NETWORKS INC	COMMON STOCK USD.0001			
		58,314.000		6,060,719.80	7,076,403.90
MLD8	040413106	38,408.000		4,577,956.77	4,660,810.80
MLX1	040413106	19,906.000		1,482,763.03	2,415,593.10
	ARITZIA INC SUBORDINATE VOTI	COMMON STOCK			
		22,304.000		829,606.99	779,434.22
MLBY	04045U953	22,304.000		829,606.99	779,434.22
	HALMA PLC	COMMON STOCK GBP.1			
		6,085.000		175,487.18	144,489.87
MLX5	040520009	6,085.000		175,487.18	144,489.87
	ARMSTRONG WORLD INDUSTRIES	COMMON STOCK USD.01			
		32,548.000		2,602,880.16	2,232,467.32
MLB9	04247X102	32,548.000		2,602,880.16	2,232,467.32
	ARROW ELECTRONICS INC	COMMON STOCK USD1.0			
		10,437.000		1,255,356.65	1,091,397.09
MLS2	042735100	10,437.000		1,255,356.65	1,091,397.09
	ASCENDIS PHARMA A/S ADR	ADR DKK1.0			
		118,779.000		14,821,634.47	14,506,479.27
MLDJ	04351P101	15,580.000		2,033,237.84	1,902,785.40
MLEG	04351P101	72,302.000		8,877,363.79	8,830,243.26
MLEH	04351P101	30,897.000		3,911,032.84	3,773,450.61
	ASSURANT INC	COMMON STOCK USD.01			
		19,062.000		2,846,804.74	2,383,893.72
MLS2	04621X108	14,112.000		2,182,060.57	1,764,846.72
MLX7	04621X108	4,950.000		664,744.17	619,047.00
	ASTRAZENECA PLC SPONS ADR	ADR			
		67,144.000		4,263,432.67	4,552,363.20
MLDJ	046353108	13,660.000		833,749.72	926,148.00
MLD6	046353108	51,838.000		3,317,616.37	3,514,616.40
MLX5	046353108	1,646.000		112,066.58	111,598.80
	ATLASSIAN CORP CL A	COMMON STOCK USD.00001			
		55,110.000		9,691,387.58	7,091,554.80
MLEG	049468101	27,310.000		4,971,503.26	3,514,250.80
MLX1	049468101	27,800.000		4,719,884.32	3,577,304.00

DCMT COMPOSITE
COMPOSITE
SCHEDULE H, LINE 4I - SCHEDULE OF ASSETS
(HELD AT END OF YEAR)

(A) FUND	(B) IDENTITY OF ISSUER	(C) DESCRIPTION OF INVESTMENT SHARES/PAR	RATE	MAT DATE (D) COST	(E) CURRENT VALUE
	ATMOS ENERGY CORP	COMMON STOCK			
		55,500.000		5,911,859.92	6,219,885.00
MLBM	049560105	55,500.000		5,911,859.92	6,219,885.00
	ATRICURE INC	COMMON STOCK USD.001			
		18,706.000		836,865.03	830,172.28
MLGN	04963C209	18,706.000		836,865.03	830,172.28
	AUTODESK INC	COMMON STOCK USD.01			
		28,500.000		5,448,347.44	5,325,795.00
MLBM	052769106	28,500.000		5,448,347.44	5,325,795.00
	AUTOHOME INC ADR	ADR USD.01			
		30,329.000		939,540.29	928,067.40
MLC5	05278C107	30,329.000		939,540.29	928,067.40
	AUTOMATIC DATA PROCESSING	COMMON STOCK USD.1			
		42,275.000		9,926,230.68	10,097,806.50
MLEF	053015103	27,407.000		7,076,114.46	6,546,436.02
MLS2	053015103	14,868.000		2,850,116.22	3,551,370.48
	AUTOZONE INC	COMMON STOCK USD.01			
		3,225.000		6,066,125.31	7,953,430.50
MLEF	053332102	1,450.000		3,473,734.72	3,575,961.00
MLS2	053332102	1,775.000		2,592,390.59	4,377,469.50
	AVALONBAY COMMUNITIES INC	REIT USD.01			
		6,100.000		1,402,837.65	985,272.00
MLD0	053484101	6,100.000		1,402,837.65	985,272.00
	AVANOS MEDICAL INC	COMMON STOCK USD.01			
		27,264.000		861,892.13	737,763.84
MLGN	05350V106	27,264.000		861,892.13	737,763.84
	AVERY DENNISON CORP	COMMON STOCK USD1.0			
		15,264.000		2,488,876.03	2,762,784.00
MLGN	053611109	15,264.000		2,488,876.03	2,762,784.00
	AVID BIOSERVICES INC	COMMON STOCK USD.001			
		27,536.000		582,022.41	379,170.72
MLEH	05368M106	27,536.000		582,022.41	379,170.72
	HSBC HOLDINGS PLC	COMMON STOCK USD.5			
		706,664.000		4,507,677.51	4,383,689.45
MLDX	054052907	706,664.000		4,507,677.51	4,383,689.45
	AXON ENTERPRISE INC	COMMON STOCK USD.00001			
		621.000		82,396.72	103,042.53

DCMT COMPOSITE
COMPOSITE
SCHEDULE H, LINE 4I - SCHEDULE OF ASSETS
(HELD AT END OF YEAR)

(A) FUND	(B) IDENTITY OF ISSUER	(C) DESCRIPTION OF INVESTMENT SHARES/PAR	RATE	MAT DATE (D) COST	(E) CURRENT VALUE
MLX5	05464C101	621.000		82,396.72	103,042.53
	AZUL SA ADR	ADR			
		170,048.000		1,764,170.35	1,038,993.28
MLC4	05501U106	170,048.000		1,764,170.35	1,038,993.28
	BP PLC SPONS ADR	ADR			
		85,588.000		2,573,025.27	2,989,588.84
MLD6	055622104	85,588.000		2,573,025.27	2,989,588.84
	BABCOCK + WILCOX ENTERPR	COMMON STOCK USD.01			
		223,438.000		1,367,351.97	1,289,237.26
MLGN	05614L209	223,438.000		1,367,351.97	1,289,237.26
	BAIDU INC SPON ADR	ADR USD.00005			
		18,437.000		2,117,751.39	2,108,824.06
MLC2	056752108	13,557.000		1,588,855.04	1,550,649.66
MLD2	056752108	4,880.000		528,896.35	558,174.40
	BAKER HUGHES CO	COMMON STOCK USD.0001			
		9,591.000		164,526.01	283,222.23
MLX5	05722G100	9,591.000		164,526.01	283,222.23
	BANCO BRADESCO ADR	ADR			
		603,175.000		1,928,809.98	1,737,144.00
MLC4	059460303	603,175.000		1,928,809.98	1,737,144.00
	BANCO SANTANDER BRASIL ADS	ADR			
		6,208.000		27,178.20	33,461.12
MLC5	05967A107	6,208.000		27,178.20	33,461.12
	BANCOLOMBIA S.A. SPONS ADR	ADR			
		2,429.000		108,489.23	69,323.66
MLD6	05968L102	2,429.000		108,489.23	69,323.66
	BANK OF AMERICA CORP	COMMON STOCK USD.01			
		67,401.000		2,440,333.76	2,232,321.12
MLBX	060505104	49,014.000		1,954,256.62	1,623,343.68
MLX5	060505104	18,387.000		486,077.14	608,977.44
	BANK OF NEW YORK MELLON CORP	COMMON STOCK USD.01			
		242,696.000		9,409,883.02	11,047,521.92
MLBX	064058100	5,164.000		252,823.31	235,065.28
MLX9	064058100	237,532.000		9,157,059.71	10,812,456.64
	BANK OZK	COMMON STOCK			
		83,053.000		2,958,968.97	3,327,103.18
MLB9	06417N103	83,053.000		2,958,968.97	3,327,103.18

*

DCMT COMPOSITE
COMPOSITE
SCHEDULE H, LINE 4I - SCHEDULE OF ASSETS
(HELD AT END OF YEAR)

(A) FUND	(B) IDENTITY OF ISSUER	(C) DESCRIPTION OF INVESTMENT SHARES/PAR	RATE	MAT DATE (D) COST	(E) CURRENT VALUE
	BANK OF CHINA UNSPN ADR	ADR			
		43,928.000		377,919.93	395,791.28
MLD6	06426M104	43,928.000		377,919.93	395,791.28
	BANKUNITED INC	COMMON STOCK USD.01			
		56,341.000		1,877,557.16	1,913,903.77
MLGN	06652K103	56,341.000		1,877,557.16	1,913,903.77
	BARCLAYS PLC SPONS ADR	ADR			
		182,393.000		1,422,599.06	1,422,665.40
MLD6	06738E204	182,393.000		1,422,599.06	1,422,665.40
	PEARSON PLC	COMMON STOCK GBP.25			
		67,567.000		621,935.03	763,347.70
MLX7	067760009	67,567.000		621,935.03	763,347.70
	BARRICK GOLD CORP	COMMON STOCK			
		149,397.000		2,761,812.93	2,566,640.46
MLD3	067901108	148,358.000		2,738,929.49	2,548,790.44
MLX5	067901108	1,039.000		22,883.44	17,850.02
	PERSIMMON PLC	COMMON STOCK GBP.1			
		47,793.000		777,504.83	699,655.98
MLDX	068253004	47,793.000		777,504.83	699,655.98
	UNITE GROUP PLC/THE	REIT GBP.25			
		201.000		3,212.25	2,200.23
MLN2	069286904	201.000		3,212.25	2,200.23
	BATH + BODY WORKS INC	COMMON STOCK USD.5			
		78,441.000		3,363,730.10	3,305,503.74
MLD8	070830104	78,441.000		3,363,730.10	3,305,503.74
	PRUDENTIAL PLC	COMMON STOCK GBP.05			
		130,025.000		1,578,222.29	1,763,490.39
MLD3	070995006	103,944.000		1,243,171.39	1,409,761.54
MLX5	070995006	26,081.000		335,050.90	353,728.85
	BAXTER INTERNATIONAL INC	COMMON STOCK USD1.0			
		143,560.000		11,068,397.27	7,317,253.20
MLBF	071813109	120,626.000		9,304,586.94	6,148,307.22
MLS2	071813109	11,563.000		976,039.70	589,366.11
MLX7	071813109	11,371.000		787,770.63	579,579.87
	RIO TINTO PLC	COMMON STOCK GBP.1			
		46,000.000		2,756,045.87	3,208,231.69
MLX8	071887004	46,000.000		2,756,045.87	3,208,231.69

*

DCMT COMPOSITE
COMPOSITE
SCHEDULE H, LINE 4I - SCHEDULE OF ASSETS
(HELD AT END OF YEAR)

(A) FUND	(B) IDENTITY OF ISSUER	(C) DESCRIPTION OF INVESTMENT SHARES/PAR	RATE	MAT DATE (D) COST	(E) CURRENT VALUE
	BAYER AG SPONSORED ADR	ADR			
		26,818.000		343,243.23	344,879.48
MLD6	072730302	26,818.000		343,243.23	344,879.48
	BECTON DICKINSON AND CO	COMMON STOCK USD1.0			
		20,005.000		4,754,973.43	5,087,271.50
MLS2	075887109	14,303.000		3,379,378.52	3,637,252.90
MLX7	075887109	5,702.000		1,375,594.91	1,450,018.60
	ST JAMES S PLACE PLC	COMMON STOCK GBP.15			
		707,914.000		9,793,126.93	9,324,473.13
MLEF	076693902	707,914.000		9,793,126.93	9,324,473.13
	BEIGENE LTD ADR	ADR USD.0001			
		3,496.000		720,723.03	768,910.24
MLX5	07725L102	3,496.000		720,723.03	768,910.24
	SSE PLC	COMMON STOCK GBP.5			
		36,300.000		775,721.09	747,549.69
MLD0	079087003	36,300.000		775,721.09	747,549.69
	BP PLC	COMMON STOCK USD.25			
		1,191,727.000		5,697,442.38	6,807,828.87
MLDX	079805909	934,439.000		4,413,112.27	5,338,052.08
MLD6	079805909	125,325.000		633,307.54	715,928.36
MLX5	079805909	131,963.000		651,022.57	753,848.43
	BENTLEY SYSTEMS INC CLASS B	COMMON STOCK USD.01			
		35,727.000		1,382,284.09	1,320,469.92
MLEH	08265T208	35,727.000		1,382,284.09	1,320,469.92
	WR BERKLEY CORP	COMMON STOCK USD.2			
		3,527.000		261,778.63	255,954.39
MLX7	084423102	3,527.000		261,778.63	255,954.39
	BERKSHIRE HATHAWAY INC CL B	COMMON STOCK USD.0033			
		94,325.000		22,105,430.10	29,136,992.50
MLBO	084670702	27,765.000		6,179,415.92	8,576,608.50
MLBX	084670702	12,652.000		3,459,354.45	3,908,202.80
MLS2	084670702	22,298.000		6,056,272.77	6,887,852.20
MLX9	084670702	31,610.000		6,410,386.96	9,764,329.00
	LLOYDS BANKING GROUP PLC	COMMON STOCK GBP.1			
		7,639,800.000		2,790,341.94	4,173,142.10
MLX9	087061008	7,639,800.000		2,790,341.94	4,173,142.10
	TAYLOR WIMPEY PLC	COMMON STOCK GBP.01			
		2,753,154.000		5,450,404.04	3,366,414.35

DCMT COMPOSITE
COMPOSITE
SCHEDULE H, LINE 4I - SCHEDULE OF ASSETS
(HELD AT END OF YEAR)

(A) FUND	(B) IDENTITY OF ISSUER	(C) DESCRIPTION OF INVESTMENT SHARES/PAR	RATE	MAT DATE (D) COST	(E) CURRENT VALUE
MLD1	087823001	2,753,154.000		5,450,404.04	3,366,414.35
	BHP GROUP LTD SPON ADR	ADR			
		58,706.000		3,637,626.33	3,642,707.30
MLD6	088606108	58,706.000		3,637,626.33	3,642,707.30
	BIO RAD LABORATORIES A	COMMON STOCK USD.0001			
		10,447.000		5,377,077.44	4,392,859.03
MLEG	090572207	10,447.000		5,377,077.44	4,392,859.03
	BIOMARIN PHARMACEUTICAL INC	COMMON STOCK USD.001			
		20,127.000		1,629,833.88	2,082,943.23
MLS2	09061G101	20,127.000		1,629,833.88	2,082,943.23
	BIOGEN INC	COMMON STOCK USD.0005			
		6,518.000		1,651,128.66	1,804,964.56
MLX7	09062X103	6,518.000		1,651,128.66	1,804,964.56
	BIO TECHNE CORP	COMMON STOCK USD.01			
		67,441.000		6,129,817.10	5,589,510.08
MLBY	09073M104	67,441.000		6,129,817.10	5,589,510.08
	BIONTECH SE ADR	ADR			
		26,496.000		4,225,618.76	3,980,229.12
MLDQ	09075V102	12,875.000		2,041,113.76	1,934,082.50
MLX1	09075V102	12,619.000		2,053,840.39	1,895,626.18
MLX5	09075V102	1,002.000		130,664.61	150,520.44
	BLACK KNIGHT INC	COMMON STOCK			
		23,207.000		1,643,706.94	1,433,032.25
MLS2	09215C105	23,207.000		1,643,706.94	1,433,032.25
	BLACKBAUD INC	COMMON STOCK USD.001			
		51,374.000		3,226,125.84	3,023,873.64
MLB9	09227Q100	51,374.000		3,226,125.84	3,023,873.64
	BLACKLINE INC	COMMON STOCK USD.01			
		42,711.000		3,435,023.89	2,873,168.97
MLEH	09239B109	42,711.000		3,435,023.89	2,873,168.97
	BLACKROCK INC	COMMON STOCK USD.01			
		1,866.000		1,339,947.06	1,322,303.58
MLBX	09247X101	1,055.000		847,340.87	747,604.65
MLX5	09247X101	811.000		492,606.19	574,698.93
	BLACKSTONE INC	COMMON STOCK USD.00001			
		62,511.000		7,704,907.11	4,637,691.09
MLBM	09260D107	57,000.000		7,160,371.39	4,228,830.00
MLX5	09260D107	5,511.000		544,535.72	408,861.09

DCMT COMPOSITE
COMPOSITE
SCHEDULE H, LINE 4I - SCHEDULE OF ASSETS
(HELD AT END OF YEAR)

(A) FUND	(B) IDENTITY OF ISSUER	(C) DESCRIPTION OF INVESTMENT SHARES/PAR	RATE	MAT DATE (D) COST	(E) CURRENT VALUE
	BLOOM ENERGY CORP A	COMMON STOCK USD.0001			
		46,020.000		655,684.58	879,902.40
MLGN	093712107	46,020.000		655,684.58	879,902.40
	AVANTAX INC	COMMON STOCK USD.0001			
		134,384.000		2,553,384.82	3,430,823.52
MLB9	095229100	134,384.000		2,553,384.82	3,430,823.52
	BABCOCK INTL GROUP PLC	COMMON STOCK GBP.6			
		136,402.000		571,316.61	463,028.18
MLD1	096970900	136,402.000		571,316.61	463,028.18
	BOEING CO/THE	COMMON STOCK USD5.0			
		5,315.000		1,141,917.60	1,012,454.35
MLBX	097023105	3,934.000		909,415.57	749,387.66
MLX5	097023105	1,381.000		232,502.03	263,066.69
	BOOKING HOLDINGS INC	COMMON STOCK USD.008			
		844.000		1,757,102.32	1,700,896.32
MLBX	09857L108	272.000		680,300.50	548,156.16
MLX5	09857L108	572.000		1,076,801.82	1,152,740.16
	ASTRAZENECA PLC	COMMON STOCK USD.25			
		179,820.000		20,737,244.95	24,265,157.27
MLDJ	098952906	9,090.000		1,186,875.67	1,226,617.06
MLDQ	098952906	33,153.000		3,781,867.18	4,473,711.26
MLDX	098952906	36,714.000		4,753,769.50	4,954,237.48
MLD8	098952906	38,536.000		5,003,635.05	5,200,100.66
MLX1	098952906	40,652.000		3,647,246.75	5,485,636.60
MLX5	098952906	16,612.000		1,764,584.17	2,241,646.05
MLX7	098952906	5,063.000		599,266.63	683,208.16
	BOOZ ALLEN HAMILTON HOLDINGS	COMMON STOCK USD.01			
		15,775.000		1,308,409.06	1,648,803.00
MLS2	099502106	15,775.000		1,308,409.06	1,648,803.00
	BOSTON PROPERTIES INC	REIT USD.01			
		6,790.000		713,383.32	458,868.20
MLD0	101121101	6,790.000		713,383.32	458,868.20
	BOSTON SCIENTIFIC CORP	COMMON STOCK USD.01			
		222,740.000		7,768,761.69	10,306,179.80
MLX1	101137107	152,098.000		4,937,942.38	7,037,574.46
MLX8	101137107	70,642.000		2,830,819.31	3,268,605.34
	BOX INC CLASS A	COMMON STOCK USD.0001			
		30,595.000		657,747.47	952,422.35
MLGN	10316T104	30,595.000		657,747.47	952,422.35

DCMT COMPOSITE
COMPOSITE
SCHEDULE H, LINE 4I - SCHEDULE OF ASSETS
(HELD AT END OF YEAR)

(A) FUND	(B) IDENTITY OF ISSUER	(C) DESCRIPTION OF INVESTMENT SHARES/PAR	RATE	MAT DATE (D) COST	(E) CURRENT VALUE
	BRADY CORPORATION	CL A COMMON STOCK USD.01			
		58,457.000		3,011,597.79	2,753,324.70
MLB9	104674106	58,457.000		3,011,597.79	2,753,324.70
	BRISTOL MYERS SQUIBB CO	COMMON STOCK USD.1			
		92,723.000		6,559,885.16	6,671,419.85
MLBX	110122108	14,931.000		987,033.15	1,074,285.45
MLS2	110122108	64,282.000		4,561,902.36	4,625,089.90
MLX5	110122108	7,741.000		553,006.43	556,964.95
MLX7	110122108	5,769.000		457,943.22	415,079.55
	BRITISH AMERICAN TOB SP ADR	ADR			
		19,270.000		794,828.71	770,414.60
MLD6	110448107	19,270.000		794,828.71	770,414.60
	BRIXMOR PROPERTY GROUP INC	REIT USD.01			
		14,010.000		330,641.30	317,606.70
MLD0	11120U105	14,010.000		330,641.30	317,606.70
	BROADRIDGE FINANCIAL SOLUTIO	COMMON STOCK USD.01			
		23,176.000		3,575,199.93	3,108,596.88
MLS2	11133T103	23,176.000		3,575,199.93	3,108,596.88
	BROADCOM INC	COMMON STOCK			
		12,662.000		5,639,265.90	7,079,704.06
MLBX	11135F101	2,844.000		1,318,832.75	1,590,165.72
MLS2	11135F101	2,927.000		1,421,181.18	1,636,573.51
MLX5	11135F101	3,531.000		1,190,274.11	1,974,288.03
MLX8	11135F101	3,360.000		1,708,977.86	1,878,676.80
	BROOKFIELD CORP	COMMON STOCK			
		9,834.000		391,141.95	309,377.64
MLX5	11271J107	9,834.000		391,141.95	309,377.64
	BROOKFIELD CORP	COMMON STOCK			
		129,244.000		5,301,691.98	4,061,559.11
MLDI	11271J958	129,244.000		5,301,691.98	4,061,559.11
	BROOKFIELD ASSET MGMT A	COMMON STOCK			
		2,458.000		90,078.14	70,470.86
MLX5	113004105	2,458.000		90,078.14	70,470.86
	AZENTA INC	COMMON STOCK USD.01			
		16,856.000		1,624,249.70	981,356.32
MLEH	114340102	16,856.000		1,624,249.70	981,356.32
	BROWN + BROWN INC	COMMON STOCK USD.1			
		179,755.000		7,641,446.87	10,240,642.35

DCMT COMPOSITE
COMPOSITE
SCHEDULE H, LINE 4I - SCHEDULE OF ASSETS
(HELD AT END OF YEAR)

(A) FUND	(B) IDENTITY OF ISSUER	(C) DESCRIPTION OF INVESTMENT SHARES/PAR	RATE	MAT DATE (D) COST	(E) CURRENT VALUE
MLBY	115236101	179,755.000		7,641,446.87	10,240,642.35
	BRUNSWICK CORP	COMMON STOCK USD.75			
		35,048.000		2,606,104.09	2,526,259.84
MLB9	117043109	35,048.000		2,606,104.09	2,526,259.84
	CBOE GLOBAL MARKETS INC	COMMON STOCK			
		38,180.000		4,447,717.95	4,790,444.60
MLS2	12503M108	28,129.000		3,252,811.89	3,529,345.63
MLX7	12503M108	10,051.000		1,194,906.06	1,261,098.97
	CBRE GROUP INC A	COMMON STOCK USD.01			
		82,075.000		6,268,467.82	6,316,492.00
MLBG	12504L109	82,075.000		6,268,467.82	6,316,492.00
	CDW CORP/DE	COMMON STOCK USD.01			
		62,650.000		7,918,896.62	11,188,037.00
MLBY	12514G108	62,650.000		7,918,896.62	11,188,037.00
	CF INDUSTRIES HOLDINGS INC	COMMON STOCK USD.01			
		40,108.000		4,272,151.79	3,417,201.60
MLS2	125269100	24,169.000		2,614,812.69	2,059,198.80
MLX7	125269100	15,939.000		1,657,339.10	1,358,002.80
	C.H. ROBINSON WORLDWIDE INC	COMMON STOCK USD.1			
		42,931.000		4,145,174.00	3,930,762.36
MLS2	12541W209	31,098.000		3,048,650.81	2,847,332.88
MLX7	12541W209	11,833.000		1,096,523.19	1,083,429.48
	THE CIGNA GROUP	COMMON STOCK USD.01			
		19,321.000		5,690,014.61	6,401,820.14
MLD8	125523100	19,321.000		5,690,014.61	6,401,820.14
	CME GROUP INC	COMMON STOCK USD.01			
		16,160.000		3,202,858.35	2,717,465.60
MLS2	12572Q105	11,766.000		2,414,196.06	1,978,570.56
MLX5	12572Q105	3,709.000		667,871.18	623,705.44
MLX7	12572Q105	685.000		120,791.11	115,189.60
	CMS ENERGY CORP	COMMON STOCK USD.01			
		15,945.000		975,681.57	1,009,796.85
MLS2	125896100	15,945.000		975,681.57	1,009,796.85
	CSX CORP	COMMON STOCK USD1.0			
		20,170.000		529,880.34	624,866.60
MLX8	126408103	20,170.000		529,880.34	624,866.60
	CNX RESOURCES CORP	COMMON STOCK USD.01			
		58,260.000		862,923.10	981,098.40

*

DCMT COMPOSITE
COMPOSITE
SCHEDULE H, LINE 4I - SCHEDULE OF ASSETS
(HELD AT END OF YEAR)

(A) FUND	(B) IDENTITY OF ISSUER	(C) DESCRIPTION OF INVESTMENT SHARES/PAR	RATE	MAT DATE (D) COST	(E) CURRENT VALUE
	CARDINAL HEALTH INC	COMMON STOCK			
		5,651.000		448,074.82	434,392.37
MLX7	14149Y108	5,651.000		448,074.82	434,392.37
	CARDIOVASCULAR SYSTEMS INC	COMMON STOCK			
		25,314.000		674,357.26	344,776.68
MLGN	141619106	25,314.000		674,357.26	344,776.68
	CARLYLE GROUP INC/THE	COMMON STOCK USD1.0			
		212,067.000		4,721,680.85	6,328,079.28
MLBG	14316J108	212,067.000		4,721,680.85	6,328,079.28
	CARRIER GLOBAL CORP	COMMON STOCK USD.01			
		28,935.000		1,203,192.48	1,193,568.75
MLX5	14448C104	28,935.000		1,203,192.48	1,193,568.75
	CATALENT INC	COMMON STOCK USD.01			
		39,407.000		2,113,525.16	1,773,709.07
MLEH	148806102	32,489.000		1,484,817.46	1,462,329.89
MLX5	148806102	6,918.000		628,707.70	311,379.18
	CATERPILLAR INC	COMMON STOCK USD1.0			
		10,257.000		2,212,580.16	2,457,166.92
MLBX	149123101	3,656.000		848,632.13	875,831.36
MLX5	149123101	6,601.000		1,363,948.03	1,581,335.56
	CELESTICA INC	COMMON STOCK NPV			
		9,125.000		102,930.00	102,838.75
MLD6	15101Q108	9,125.000		102,930.00	102,838.75
	CELESTICA INC	COMMON STOCK			
		4,514.000		47,511.37	50,838.51
MLD6	15101Q959	4,514.000		47,511.37	50,838.51
	CENOVUS ENERGY INC	COMMON STOCK			
		55,550.000		1,135,919.02	1,077,012.80
MLX5	15135U950	55,550.000		1,135,919.02	1,077,012.80
	CERENCE INC	COMMON STOCK USD.01			
		102,103.000		3,954,950.34	1,891,968.59
MLB9	156727109	102,103.000		3,954,950.34	1,891,968.59
	CERIDIAN HCM HOLDING INC	COMMON STOCK USD.01			
		202,363.000		14,625,803.38	12,981,586.45
MLBY	15677J108	185,311.000		13,524,359.96	11,887,700.65
MLEH	15677J108	17,052.000		1,101,443.42	1,093,885.80

*

DCMT COMPOSITE
COMPOSITE
SCHEDULE H, LINE 4I - SCHEDULE OF ASSETS
(HELD AT END OF YEAR)

(A) FUND	(B) IDENTITY OF ISSUER	(C) DESCRIPTION OF INVESTMENT SHARES/PAR	RATE	MAT DATE (D) COST	(E) CURRENT VALUE
	CEVA INC	COMMON STOCK USD.001			
		23,427.000		731,472.79	599,262.66
MLGN	157210105	23,427.000		731,472.79	599,262.66
	CHARLES RIVER LABORATORIES	COMMON STOCK USD.01			
		16,470.000		3,582,103.20	3,588,813.00
MLB9	159864107	9,601.000		2,044,998.70	2,092,057.90
MLGN	159864107	6,869.000		1,537,104.50	1,496,755.10
	CHART INDUSTRIES INC	COMMON STOCK USD.01			
		2,437.000		403,098.83	280,815.51
MLX5	16115Q308	2,437.000		403,098.83	280,815.51
	CHARTER COMMUNICATIONS INC A	COMMON STOCK USD.001			
		2,160.000		1,374,313.50	732,456.00
MLBX	16119P108	754.000		492,150.88	255,681.40
MLS2	16119P108	1,406.000		882,162.62	476,774.60
	CHATHAM LODGING TRUST	REIT USD.01			
		37,899.000		499,401.77	465,020.73
MLGN	16208T102	37,899.000		499,401.77	465,020.73
	CHEGG INC	COMMON STOCK USD.001			
		62,051.000		2,870,119.24	1,568,028.77
MLEH	163092109	62,051.000		2,870,119.24	1,568,028.77
	CHEMED CORP	COMMON STOCK USD1.0			
		15,099.000		6,693,714.24	7,706,982.57
MLB9	16359R103	5,695.000		1,970,443.62	2,906,898.85
MLD8	16359R103	9,404.000		4,723,270.62	4,800,083.72
	CHENIERE ENERGY INC	COMMON STOCK USD.003			
		21,783.000		2,430,631.75	3,266,578.68
MLS2	16411R208	11,283.000		845,384.91	1,691,998.68
MLX7	16411R208	10,500.000		1,585,246.84	1,574,580.00
	CHEVRON CORP	COMMON STOCK USD.75			
		33,147.000		3,957,672.49	5,949,555.03
MLBX	166764100	12,492.000		1,332,694.62	2,242,189.08
MLX8	166764100	20,655.000		2,624,977.87	3,707,365.95
	CHICO S FAS INC	COMMON STOCK USD.01			
		86,138.000		431,731.74	423,798.96
MLGN	168615102	86,138.000		431,731.74	423,798.96
	CHILDREN S PLACE INC/THE	COMMON STOCK USD.1			
		13,014.000		872,041.45	473,969.88
MLGN	168905107	13,014.000		872,041.45	473,969.88

DCMT COMPOSITE
COMPOSITE
SCHEDULE H, LINE 4I - SCHEDULE OF ASSETS
(HELD AT END OF YEAR)

(A) FUND	(B) IDENTITY OF ISSUER	(C) DESCRIPTION OF INVESTMENT SHARES/PAR	RATE	MAT DATE (D) COST	(E) CURRENT VALUE
		CHIPMOS TECHNOLOGIES INC ADR ADR			
		1,720.000		73,154.87	36,859.60
MLD6	16965P202	1,720.000		73,154.87	36,859.60
		CHIPOTLE MEXICAN GRILL INC COMMON STOCK USD.01			
		4,833.000		7,527,950.34	6,705,739.17
MLEG	169656105	2,410.000		4,168,604.96	3,343,850.90
MLX1	169656105	2,423.000		3,359,345.38	3,361,888.27
		CHURCH + DWIGHT CO INC COMMON STOCK USD1.0			
		43,390.000		3,521,667.28	3,497,667.90
MLS2	171340102	20,084.000		1,745,536.77	1,618,971.24
MLX7	171340102	23,306.000		1,776,130.51	1,878,696.66
		CIENA CORP COMMON STOCK USD.01			
		156,878.000		7,676,024.85	7,997,640.44
MLD8	171779309	97,376.000		4,744,332.61	4,964,228.48
MLGN	171779309	59,502.000		2,931,692.24	3,033,411.96
		CINCINNATI FINANCIAL CORP COMMON STOCK USD2.0			
		52,000.000		4,496,024.02	5,324,280.00
MLBM	172062101	52,000.000		4,496,024.02	5,324,280.00
		CISCO SYSTEMS INC COMMON STOCK USD.001			
		255,550.000		12,729,815.72	12,174,402.00
MLBX	17275R102	28,833.000		1,475,905.15	1,373,604.12
MLS2	17275R102	146,177.000		7,494,867.27	6,963,872.28
MLX8	17275R102	80,540.000		3,759,043.30	3,836,925.60
		CINTAS CORP COMMON STOCK			
		3,153.000		1,307,035.61	1,423,957.86
MLBY	172908105	3,153.000		1,307,035.61	1,423,957.86
		CITIGROUP INC COMMON STOCK USD.01			
		181,937.000		9,960,106.17	8,229,010.51
MLBX	172967424	13,602.000		984,987.76	615,218.46
MLX5	172967424	3,612.000		210,141.53	163,370.76
MLX9	172967424	164,723.000		8,764,976.88	7,450,421.29
		CLEAN HARBORS INC COMMON STOCK USD.01			
		13,962.000		1,243,414.58	1,593,343.44
MLGN	184496107	13,962.000		1,243,414.58	1,593,343.44
		CLEARWATER ANALYTICS HDS A COMMON STOCK USD.001			
		24,868.000		351,501.34	466,275.00
MLEH	185123106	24,868.000		351,501.34	466,275.00

DCMT COMPOSITE
COMPOSITE
SCHEDULE H, LINE 4I - SCHEDULE OF ASSETS
(HELD AT END OF YEAR)

(A) FUND	(B) IDENTITY OF ISSUER	(C) DESCRIPTION OF INVESTMENT SHARES/PAR	RATE	MAT DATE (D) COST	(E) CURRENT VALUE
	CLEVELAND CLIFFS INC	COMMON STOCK USD.125 133,403.000		1,959,530.62	2,149,122.33
MLGN	185899101	133,403.000		1,959,530.62	2,149,122.33
	CLOROX COMPANY	COMMON STOCK USD1.0			

DCMT COMPOSITE
COMPOSITE
SCHEDULE H, LINE 4I - SCHEDULE OF ASSETS
(HELD AT END OF YEAR)

DCMT COMPOSITE
COMPOSITE
SCHEDULE H, LINE 4I - SCHEDULE OF ASSETS
(HELD AT END OF YEAR)

(A) FUND	(B) IDENTITY OF ISSUER	(C) DESCRIPTION OF INVESTMENT SHARES/PAR	RATE	MAT DATE (D) COST	(E) CURRENT VALUE
		CRITEO SA SPON ADR		ADR EUR.025	
				113,160.000	2,544,326.10
MLGN	226718104			113,160.000	2,948,949.60
		CROWN CASTLE INC		REIT USD.01	
				64,548.000	11,077,890.88
MLBM	22822V101			37,500.000	5,086,500.00
MLD0	22822V101			17,760.000	2,408,966.40
MLX8	22822V101			9,288.000	1,259,824.32
		CROWN HOLDINGS INC		COMMON STOCK USD5.0	
				33,330.000	2,836,151.44
MLGN	228368106			33,330.000	2,740,059.30
		CUBESMART		REIT USD.01	
				8,870.000	457,251.17
MLD0	229663109			8,870.000	357,017.50
		EMPRESA NACIONAL DE TELECOM		COMMON STOCK	
				187,308.000	666,489.81
MLD6	229762901			187,308.000	644,183.86
		CULLEN/FROST BANKERS INC		COMMON STOCK USD.01	
				39,000.000	3,844,625.66
MLBM	229899109			39,000.000	5,214,300.00
		EL PUERTO DE LIVERPOOL C1		COMMON STOCK	
				10,900.000	46,824.54
MLC5	230681900			10,900.000	64,491.91
		CENTRAIS ELETRICAS BRASILIER		COMMON STOCK	
				678,640.000	5,731,312.40
MLC4	231112905			362,035.000	2,888,188.68
MLD3	231112905			316,605.000	2,525,764.02
		CYTOSORBENTS CORP		COMMON STOCK USD.001	
				48,611.000	320,233.95
MLGN	23283X206			48,611.000	75,347.05
		BANCO DO BRASIL S.A.		COMMON STOCK	
				374,500.000	2,595,454.62
MLC5	232859900			145,900.000	1,035,650.11
MLD6	232859900			159,700.000	1,089,610.10
MLX7	232859900			68,900.000	470,194.41
		DTE ENERGY COMPANY		COMMON STOCK	
				15,272.000	1,788,234.81
MLD0	233331107			6,100.000	724,203.93
					1,794,918.16
					716,933.00

DCMT COMPOSITE
COMPOSITE
SCHEDULE H, LINE 4I - SCHEDULE OF ASSETS
(HELD AT END OF YEAR)

(A) FUND	(B) IDENTITY OF ISSUER	(C) DESCRIPTION OF INVESTMENT SHARES/PAR	RATE	MAT DATE	(E) CURRENT VALUE
			(D) COST		

DCMT COMPOSITE
COMPOSITE
SCHEDULE H, LINE 4I - SCHEDULE OF ASSETS
(HELD AT END OF YEAR)

DCMT COMPOSITE
COMPOSITE
SCHEDULE H, LINE 4I - SCHEDULE OF ASSETS
(HELD AT END OF YEAR)

(A) FUND	(B) IDENTITY OF ISSUER	(C) DESCRIPTION OF INVESTMENT SHARES/PAR	RATE	MAT DATE (D) COST	(E) CURRENT VALUE
MLX7	256746108	17,201.000		2,369,738.14	2,432,909.44
	DOMINION ENERGY INC	COMMON STOCK			
		74,038.000		5,680,240.36	4,540,010.16
MLD0	25746U109	26,100.000		1,969,828.86	1,600,452.00
MLS2	25746U109	22,328.000		1,712,637.09	1,369,152.96
MLX8	25746U109	25,610.000		1,997,774.41	1,570,405.20
	DOMINO S PIZZA INC	COMMON STOCK USD.01			
		5,898.000		2,656,432.22	2,043,067.20
MLS2	25754A201	5,388.000		2,486,391.62	1,866,403.20
MLX7	25754A201	510.000		17 Td71,. 6	176,6640

DCMT COMPOSITE
COMPOSITE
SCHEDULE H, LINE 4I - SCHEDULE OF ASSETS
(HELD AT END OF YEAR)

(A) FUND	(B) IDENTITY OF ISSUER	(C) DESCRIPTION OF INVESTMENT SHARES/PAR	RATE	MAT DATE (D) COST	(E) CURRENT VALUE
MLD0	266747906	427,700.000		407,971.09	386,279.23
	PETROBRAS	PETROLEO BRAS COMMON STOCK			
		88,900.000		466,820.44	472,135.23
MLD6	268236908	88,900.000		466,820.44	472,135.23
	EOG RESOURCES INC	COMMON STOCK USD.01			
		2,588.000		142,579.11	335,197.76
MLX5	26875P101	2,588.000		142,579.11	335,197.76
	EASTGROUP PROPERTIES INC	REIT			
		1,660.000		336,949.70	245,779.60
MLD0	277276101	1,660.000		336,949.70	245,779.60
	EBAY INC	COMMON STOCK USD.001			
		5,098.000		296,527.55	211,414.06
MLS2	278642103	5,098.000		296,527.55	211,414.06
	ECOLAB INC	COMMON STOCK USD1.0			
		112,640.000		22,639,357.82	16,395,878.40
MLBF	278865100	82,640.000		16,119,161.95	12,029,078.40
MLBM	278865100	30,000.000		6,520,195.87	4,366,800.00
	ECOPETROL SA SPONSORED ADR	ADR			
		4,827.000		48,045.99	50,538.69
MLD6	279158109	4,827.000		48,045.99	50,538.69
	EDISON INTERNATIONAL	COMMON STOCK			
		12,200.000		815,088.22	776,164.00
MLD0	281020107	12,200.000		815,088.22	776,164.00
	EDWARDS LIFESCIENCES CORP	COMMON STOCK USD1.0			
		14,178.000		1,214,602.72	1,057,820.58
MLX5	28176E108	6,998.000		543,489.25	522,120.78
MLX8	28176E108	7,180.000		671,113.47	535,699.80
	ARCA CONTINENTAL SAB DE CV	COMMON STOCK			
		102,200.000		768,079.88	828,833.62
MLC5	282388909	102,200.000		768,079.88	828,833.62
	CCR SA	COMMON STOCK			
		103,500.000		228,479.88	212,106.63
MLX7	284097904	103,500.000		228,479.88	212,106.63
	ELECTRONIC ARTS INC	COMMON STOCK USD.01			
		31,933.000		4,528,702.58	3,901,573.94
MLS2	285512109	30,153.000		4,291,230.67	3,684,093.54
MLX5	285512109	1,780.000		237,471.91	217,480.40

DCMT COMPOSITE
COMPOSITE
SCHEDULE H, LINE 4I - SCHEDULE OF ASSETS
(HELD AT END OF YEAR)

(A) FUND	(B) IDENTITY OF ISSUER	(C) DESCRIPTION OF INVESTMENT SHARES/PAR	RATE	MAT DATE (D) COST	(E) CURRENT VALUE
MLD6	29446M102	32,001.000		893,774.14	1,145,955.81
	WEG SA	COMMON STOCK			
		324,800.000		2,214,771.48	2,369,060.66
MLC2	294542907	324,800.000		2,214,771.48	2,369,060.66
	EQUITY LIFESTYLE PROPERTIES	REIT USD.01			
		60,630.000		3,887,416.95	3,916,698.00
MLBM	29472R108	52,700.000		3,252,995.56	3,404,420.00
MLD0	29472R108	7,930.000		634,421.39	512,278.00
	EQUITY RESIDENTIAL	REIT USD.01			
		15,410.000		1,278,318.36	909,190.00
MLD0	29476L107	15,410.000		1,278,318.36	909,190.00
	ERIE INDEMNITY COMPANY CL A	COMMON STOCK			
		7,141.000		1,494,599.02	1,776,109.52
MLS2	29530P102	5,998.000		1,184,423.11	1,491,822.56
MLX7	29530P102	1,143.000		310,175.91	284,286.96
	ESSEX PROPERTY TRUST INC	REIT USD.0001			
		2,770.000		876,619.71	587,018.40
MLD0	297178105	2,770.000		876,619.71	587,018.40
	ETSY INC	COMMON STOCK USD.001			
		8,995.000		977,472.03	1,077,421.10
MLEH	29786A106	7,366.000		698,478.95	882,299.48
MLX5	29786A106	1,629.000		278,993.08	195,121.62
	EURONET WORLDWIDE INC	COMMON STOCK USD.02			
		39,730.000		3,821,890.34	3,749,717.40
MLB9	298736109	39,730.000		3,821,890.34	3,749,717.40
	EVENTBRITE INC CLASS A	COMMON STOCK USD.00001			
		75,789.000		1,153,257.64	444,123.54
MLEH	29975E109	75,789.000		1,153,257.64	444,123.54
	EVERGY INC	COMMON STOCK			
		5,172.000		315,125.67	325,473.96
MLS2	30034W106	5,172.000		315,125.67	325,473.96
	EVERSOURCE ENERGY	COMMON STOCK USD5.0			
		36,277.000		3,149,209.22	3,041,463.68
MLD0	30040W108	10,500.000		941,371.76	880,320.00
MLS2	30040W108	13,478.000		1,171,295.86	1,129,995.52
MLX7	30040W108	12,299.000		1,036,541.60	1,031,148.16
	EXACT SCIENCES CORP	COMMON STOCK USD.01			
		15,399.000		778,841.19	762,404.49

DCMT COMPOSITE
COMPOSITE
SCHEDULE H, LINE 4I - SCHEDULE OF ASSETS
(HELD AT END OF YEAR)

(A) FUND	(B) IDENTITY OF ISSUER	(C) DESCRIPTION OF INVESTMENT SHARES/PAR	RATE	MAT DATE (D) COST	(E) CURRENT VALUE
MLEH	30063P105	15,399.000		778,841.19	762,404.49
	EXELON CORP	COMMON STOCK			
		39,277.000		1,484,830.94	1,697,944.71
MLBX	30161N101	6,977.000		224,947.40	301,615.71
MLD0	30161N101	32,300.000		1,259,883.54	1,396,329.00
	EXPEDIA GROUP INC	COMMON STOCK USD.001			
		47,829.000		4,098,033.91	4,189,820.40
MLX9	30212P303	47,829.000		4,098,033.91	4,189,820.40
	EXPEDITORS INTL WASH INC	COMMON STOCK USD.01			
		95,314.000		10,692,110.85	9,905,030.88
MLEF	302130109	51,927.000		5,457,582.22	5,396,253.84
MLS2	302130109	43,387.000		5,234,528.63	4,508,777.04
	EXTRA SPACE STORAGE INC	REIT USD.01			
		9,618.000		1,693,226.31	1,415,577.24
MLD0	30225T102	5,480.000		1,107,363.77	806,546.40
MLS2	30225T102	4,138.000		585,862.54	609,030.84
	EXXON MOBIL CORP	COMMON STOCK			
		79,963.000		5,344,033.74	8,819,918.90
MLBX	30231G102	28,920.000		1,688,702.97	3,189,876.00
MLX8	30231G102	51,043.000		3,655,330.77	5,630,042.90
	FTI CONSULTING INC	COMMON STOCK USD.01			
		14,789.000		2,097,882.56	2,348,493.20
MLB9	302941109	14,789.000		2,097,882.56	2,348,493.20
	META PLATFORMS INC CLASS A	COMMON STOCK USD.000006			
		97,428.000		23,366,444.84	11,724,485.52
MLBX	30303M102	15,796.000		4,844,270.87	1,900,890.64
MLX5	30303M102	15,077.000		3,860,742.48	1,814,366.18
MLX8	30303M102	10,860.000		2,086,655.23	1,306,892.40
MLX9	30303M102	55,695.000		12,574,776.26	6,702,336.30
	BT GROUP PLC	COMMON STOCK GBP.05			

DCMT COMPOSITE
COMPOSITE
SCHEDULE H, LINE 4I - SCHEDULE OF ASSETS
(HELD AT END OF YEAR)

(A) (B) IDENTITY OF ISSUER (C) DESCRIPTION OF INVESTMENT RATE MAT DATE (E) CURRENT

DCMT COMPOSITE
COMPOSITE
SCHEDULE H, LINE 4I - SCHEDULE OF ASSETS
(HELD AT END OF YEAR)

(A) FUND	(B) IDENTITY OF ISSUER	(C) DESCRIPTION OF INVESTMENT SHARES/PAR	RATE	MAT DATE (D) COST	(E) CURRENT VALUE
	FIRSTENERGY CORP	COMMON STOCK USD.1			
		17,500.000		703,244.00	733,950.00
MLD0	337932107	17,500.000		703,244.00	733,950.00
	FIVE BELOW	COMMON STOCK USD.01			
		4,398.000		680,170.88	777,874.26
MLEH	33829M101	4,398.000		680,170.88	777,874.26
	FLEETCOR TECHNOLOGIES INC	COMMON STOCK USD.001			
		128.000		32,137.76	23,511.04
MLX5	339041105	128.000		32,137.76	23,511.04
	FLOOR + DECOR HOLDINGS INC A	COMMON STOCK USD.001			
		17,653.000		1,436,990.64	1,229,178.39
MLEH	339750101	17,653.000		1,436,990.64	1,229,178.39
	STANDARD BIOTOOLS INC	COMMON STOCK USD.001			
		124,793.000		344,632.01	146,007.81
MLGN	34385P108	124,793.000		344,632.01	146,007.81
	FORD MOTOR CO	COMMON STOCK USD.01			
		27,735.000		347,010.93	322,558.05
MLBX	345370860	27,735.000		347,010.93	322,558.05
	FORTIS INC	COMMON STOCK			
		15,100.000		691,178.67	603,799.40
MLD0	349553958	15,100.000		691,178.67	603,799.40
	FORTIVE CORP	COMMON STOCK USD.01			
		87,424.000		5,349,663.25	5,616,992.00
MLBO	34959J108	87,424.000		5,349,663.25	5,616,992.00
	FORTUNE BRANDS INNOVATIONS I	COMMON STOCK USD.01			
		13,561.000		670,057.63	774,468.71
MLBY	34964C106	13,561.000		670,057.63	774,468.71
	FOX CORP CLASS B	COMMON STOCK USD.01			
		8,730.000		315,266.82	248,368.50

DCMT COMPOSITE
COMPOSITE
SCHEDULE H, LINE 4I - SCHEDULE OF ASSETS
(HELD AT END OF YEAR)

(A) FUND	(B) IDENTITY OF ISSUER	(C) DESCRIPTION OF INVESTMENT SHARES/PAR	RATE	MAT DATE (D) COST	(E) CURRENT VALUE
	FREEPORT MCMORAN INC	COMMON STOCK USD.1			
		125,056.000		4,544,704.63	4,752,128.00
MLC4	35671D857	119,243.000		4,377,422.57	4,531,234.00
MLX5	35671D857	5,813.000		167,282.06	220,894.00
	FRESHPET INC	COMMON STOCK USD.001			
		8,426.000		922,417.95	444,640.02
MLEH	358039105	8,426.000		922,417.95	444,640.02
	FRESHWORKS	7			
		8,426.000		922,417.95	A RK---HAJ351SS1
ML54104S1					
	UJIFILM HOL PS UNSP AD AD	2,90	8,426.000	252,909.7Tj 0 0 Td 0 -19.145,503.4	444,640.02
	GXO LOGISTICS FRESHPET IN	36,175	8,426.000	10,478,629.88 8,426.000 ,310. d 0 -19.5 Td ()Tj 0 0 Td O26.000	36262G1 M
	ARTHUR J GALLAGHDEN+N	1.	8,426.000		
		498	8,426.000	3,48 MMON STOCK USD4,807,392.9	444,640.02
	GAM P A 0 LEISURE PROPERTI REI	(D) COST			
		10,5	8,426.000	498,626.3 922,417.95549,0 6	4,531,234.00
	GAME P RP LASSSESHWORKS	28,51	8,426.000	738,112.3 35671D857526,2 6	4,531,234.00
	GARTNDEN FRESHPET INC 7	358039105			
		2,33	8,426.000	81 54.50N STOCK USD.00178 22 4	444,640.02
	GENDEAL DYNAM CS RP	1.	8,426.000		
		3,681	119,243.000	441,654.98 8,426.000 7 492.91 d 0 -19.5 Td ()Tj 0 0 Td M26.000	369550108
	GENDEAL ELECTRICN	MMON STOCK USD.1			
		32,921	119,243.000	8,886,175 4 167,28211,137 50.59	4,531,234.00

DCMT COMPOSITE
COMPOSITE
SCHEDULE H, LINE 4I - SCHEDULE OF ASSETS
(HELD AT END OF YEAR)

(A) FUND	(B) IDENTITY OF ISSUER	(C) DESCRIPTION OF INVESTMENT SHARES/PAR	RATE	MAT DATE (D) COST	(E) CURRENT VALUE
	GENERAL MILLS INC	COMMON STOCK USD.1			
		93,735.000		6,645,199.03	7,859,679.75
MLS2	370334104	58,911.000		4,351,206.77	4,939,687.35
MLX5	370334104	1,796.000		110,758.33	150,594.60
MLX7	370334104	33,028.000		2,183,233.93	2,769,397.80
	GENERAL MOTORS CO	COMMON STOCK USD.01			
		16,235.000		841,145.09	546,145.40
MLBX	37045V100	9,976.000		570,619.68	335,592.64
MLX5	37045V100	6,259.000		270,525.41	210,552.76
	GENTHERM INC	COMMON STOCK			

DCMT COMPOSITE
COMPOSITE
SCHEDULE H, LINE 4I - SCHEDULE OF ASSETS
(HELD AT END OF YEAR)

(A) FUND	(B) IDENTITY OF ISSUER	(C) DESCRIPTION OF INVESTMENT SHARES/PAR	RATE	MAT DATE (D) COST	(E) CURRENT VALUE
MLBX	38141G104	2,378.000		825,557.38	816,557.64
MLX5	38141G104	544.000		136,355.50	186,798.72
	GRAND CANYON EDUCATION INC	COMMON STOCK USD.01			
		38,193.000		3,387,979.88	4,035,472.38
MLB9	38526M106	38,193.000		3,387,979.88	4,035,472.38
	GRIFOLS SA ADR	ADR			
		19,139.000		294,413.75	162,681.50
MLX5	398438408	19,139.000		294,413.75	162,681.50
	GRUPO AEROPORTUARIO SUR ADR	ADR			
		3,923.000		904,045.50	914,019.77
MLD3	40051E202	3,923.000		904,045.50	914,019.77
	AIRBUS SE	COMMON STOCK EUR1.0			
		24,003.000		2,553,182.34	2,844,020.48
MLDJ	401225909	14,227.000		1,708,375.01	1,685,700.93
MLX5	401225909	9,776.000		844,807.33	1,158,319.55
	GUIDEWIRE SOFTWARE INC	COMMON STOCK USD.0001			
		28,019.000		2,736,552.61	1,752,868.64
MLEH	40171V100	28,019.000		2,736,552.61	1,752,868.64
	VEOLIA ENVIRONNEMENT	COMMON STOCK EUR5.0			
		20,800.000		711,040.70	532,770.96
MLD0	403187909	20,800.000		711,040.70	532,770.96
	ADIDAS AG	COMMON STOCK			
		9,437.000		2,667,185.98	1,283,730.44
MLDQ	403197908	8,729.000		2,460,819.25	1,187,420.05
MLX5	403197908	708.000		206,366.73	96,310.39
	HF SINCLAIR CORP	COMMON STOCK			
		15,701.000		869,495.12	814,724.89
MLX7	403949100	15,701.000		869,495.12	814,724.89
	HAEMONETICS CORP/MASS	COMMON STOCK USD.01			
		23,676.000		1,411,550.03	1,862,117.40
MLGN	405024100	23,676.000		1,411,550.03	1,862,117.40
	HAIN CELESTIAL GROUP INC	COMMON STOCK USD.01			
		37,042.000		1,123,638.19	599,339.56
MLGN	405217100	37,042.000		1,123,638.19	599,339.56
	L OREAL	COMMON STOCK EUR.2			
		1,216.000		394,152.41	432,937.88
MLX5	405780909	1,216.000		394,152.41	432,937.88

DCMT COMPOSITE
COMPOSITE
SCHEDULE H, LINE 4I - SCHEDULE OF ASSETS
(HELD AT END OF YEAR)

(A) FUND	(B) IDENTITY OF ISSUER	(C) DESCRIPTION OF INVESTMENT SHARES/PAR	RATE	MAT DATE (D) COST	(E) CURRENT VALUE
	CHRISTIAN DIOR SE	COMMON STOCK EUR2.0			
		2,176.000		1,508,429.99	1,581,510.12
MLEF	406139907	2,176.000		1,508,429.99	1,581,510.12
	LVMH MOET HENNESSY LOUIS VUI	COMMON STOCK EUR.3			
		31,246.000		20,480,994.95	22,672,814.80
MLDJ	406141903	2,554.000		1,714,947.99	1,853,241.02
MLDQ	406141903	3,858.000		2,814,113.88	2,799,453.35
MLDX	406141903	8,000.000		5,576,870.41	5,804,983.63
MLEF	406141903	6,592.000		4,652,515.08	4,783,306.51
MLX5	406141903	2,462.000		1,267,962.83	1,786,483.71
MLX8	406141903	7,780.000		4,454,584.76	5,645,346.58
	HALOZYME THERAPEUTICS INC	COMMON STOCK USD.001			
		141,230.000		4,978,807.37	8,035,987.00
MLEH	40637H109	141,230.000		4,978,807.37	8,035,987.00
	HAMILTON LANE INC CLASS A	COMMON STOCK			
		47,638.000		3,762,735.29	3,043,115.44
MLB9	407497106	47,638.000		3,762,735.29	3,043,115.44
	INTESA SANPAOLO	COMMON STOCK NPV			
		1,760,332.000		3,957,690.82	3,903,966.64
MLDJ	407683002	706,572.000		1,852,171.27	1,566,996.18
MLX8	407683002	1,053,760.000		2,105,519.55	2,336,970.46
	EDP ENERGIAS DE PORTUGAL SA	COMMON STOCK EUR1.			
		17,022.000		78,185.14	84,584.25
MLD6	410359905	17,022.000		78,185.14	84,584.25
	HARSCO CORP	COMMON STOCK USD1.25			
		102,779.000		1,555,723.88	646,479.91
MLGN	415864107	102,779.000		1,555,723.88	646,479.91
	THALES SA	COMMON STOCK EUR3.0			
		64,679.000		8,047,326.42	8,235,115.82
MLDX	416279008	16,402.000		1,866,136.10	2,088,349.69
MLD8	416279008	48,277.000		6,181,190.32	6,146,766.13
	CAPGEMINI SE	COMMON STOCK EUR8.0			
		54,367.000		10,223,104.07	9,048,711.03
MLDJ	416343002	10,587.000		2,074,383.19	1,762,074.49
MLDQ	416343002	36,068.000		6,455,979.48	6,003,070.05
MLD6	416343002	6,720.000		1,513,229.60	1,118,460.43
MLX5	416343002	992.000		179,511.80	165,106.06
	HARTFORD FINANCIAL SVCS GRP	COMMON STOCK USD.01			
		39,068.000		2,927,382.55	2,962,526.44

DCMT COMPOSITE
COMPOSITE
SCHEDULE H, LINE 4I - SCHEDULE OF ASSETS
(HELD AT END OF YEAR)

(A) FUND	(B) IDENTITY OF ISSUER	(C) DESCRIPTION OF INVESTMENT SHARES/PAR	RATE	MAT DATE (D) COST	(E) CURRENT VALUE
MLS2	416515104	5,818.000		444,315.42	441,178.94
MLX8	416515104	33,250.000		2,483,067.13	2,521,347.50

DCMT COMPOSITE
COMPOSITE
SCHEDULE H, LINE 4I - SCHEDULE OF ASSETS
(HELD AT END OF YEAR)

(A) FUND	(B) IDENTITY OF ISSUER	(C) DESCRIPTION OF INVESTMENT SHARES/PAR	RATE	MAT DATE (D) COST	(E) CURRENT VALUE
MLX5	43300A203	2,923.000		265,857.38	369,350.28
	HOLOGIC INC	COMMON STOCK USD.01			
		80,767.000		6,038,817.05	6,042,179.27
MLD8	436440101	66,524.000		4,968,666.46	4,976,660.44
MLS2	436440101	14,243.000		1,070,150.59	1,065,518.83
	HOME DEPOT INC	COMMON STOCK USD.05			
		42,719.000		13,318,683.04	13,493,223.34
MLBX	437076102	7,189.000		2,298,733.40	2,270,717.54
MLEG	437076102	20,670.000		6,407,345.99	6,528,826.20
MLS2	437076102	11,228.000		3,576,165.57	3,546,476.08
MLX5	437076102	3,632.000		1,036,438.08	1,147,203.52
	PUBLICIS GROUPE	COMMON STOCK EUR.4			
		83,901.000		5,393,395.03	5,320,663.04
MLD1	438042905	83,036.000		5,337,172.48	5,265,808.23
MLX5	438042905	865.000		56,222.55	54,854.81
	HONEYWELL INTERNATIONAL INC	COMMON STOCK USD1.0			
		169,035.000		34,427,942.71	36,224,200.50
MLBF	438516106	77,563.000		15,465,720.36	16,621,750.90
MLBM	438516106	29,500.000		6,612,911.54	6,321,850.00
MLBO	438516106	27,689.000		5,067,675.96	5,933,752.70
MLBX	438516106	4,721.000		1,050,223.48	1,011,710.30
MLS2	438516106	6,066.000		1,370,006.88	1,299,943.80
MLX5	438516106	1,506.000		236,783.84	322,735.80
MLX8	438516106	21,990.000		4,624,620.65	4,712,457.00
	HORMEL FOODS CORP	COMMON STOCK USD.01465			
		98,662.000		4,691,679.77	4,494,054.10
MLS2	440452100	70,394.000		3,315,926.72	3,206,446.70
MLX7	440452100	28,268.000		1,375,753.05	1,287,607.40
	HOST HOTELS + RESORTS INC	REIT USD.01			
		36,380.000		595,189.83	583,899.00
MLD0	44107P104	36,380.000		595,189.83	583,899.00
	HOULIHAN LOKEY INC	COMMON STOCK USD.001			
		37,998.000		2,870,994.51	3,311,905.68
MLB9	441593100	37,998.000		2,870,994.51	3,311,905.68
	HUBSPOT INC	COMMON STOCK USD.001			
		4,370.000		1,472,824.83	1,263,498.10
MLEH	443573100	4,370.000		1,472,824.83	1,263,498.10
	HUDBAY MINERALS INC	COMMON STOCK NPV			
		9,961.000		51,930.07	50,502.27
MLD6	443628102	9,961.000		51,930.07	50,502.27

DCMT COMPOSITE
COMPOSITE
SCHEDULE H, LINE 4I - SCHEDULE OF ASSETS
(HELD AT END OF YEAR)

(A) FUND	(B) IDENTITY OF ISSUER	(C) DESCRIPTION OF INVESTMENT SHARES/PAR	RATE	MAT DATE (D) COST	(E) CURRENT VALUE
	HUMANA INC	COMMON STOCK USD.1666666			
		4,538.000		2,355,402.68	2,324,318.22
MLS2	444859102	3,087.000		1,551,717.57	1,581,130.53
MLX7	444859102	1,451.000		803,685.11	743,187.69
	HUNTINGTON BANCSHARES INC	COMMON STOCK USD.01			
		129,416.000		1,872,935.99	1,824,765.60
MLGN	446150104	129,416.000		1,872,935.99	1,824,765.60
	HYDRO ONE LTD	COMMON STOCK			
		16,255.000		421,387.04	435,122.22
MLX7	448811950	16,255.000		421,387.04	435,122.22
	KINGSPAN GROUP PLC	COMMON STOCK EUR.13			
		39,602.000		3,185,025.31	2,137,774.61
MLDQ	449123900	39,602.000		3,185,025.31	2,137,774.61
	IRHYTHM TECHNOLOGIES INC	COMMON STOCK USD.001			
		11,493.000		1,332,012.64	1,076,549.31
MLEH	450056106	11,493.000		1,332,012.64	1,076,549.31
	GN STORE NORD A/S	COMMON STOCK DKK4.			
		123,493.000		7,745,691.82	2,831,290.39
MLDQ	450109905	123,493.000		7,745,691.82	2,831,290.39
	ITT INC	COMMON STOCK USD1.0			
		2,120.000		205,173.77	171,932.00
MLX5	45073V108	2,120.000		205,173.77	171,932.00
	ICICI BANK LTD SPON ADR	ADR			
		187,045.000		3,485,658.71	4,094,415.05
MLC4	45104G104	163,677.000		3,142,674.76	3,582,889.53
MLC5	45104G104	7,836.000		176,661.24	171,5 4PN STOCK USD.1N,.R

DCMT COMPOSITE
COMPOSITE
SCHEDULE H, LINE 4I - SCHEDULE OF ASSETS
(HELD AT END OF YEAR)

DCMT COMPOSITE
COMPOSITE
SCHEDULE H, LINE 4I - SCHEDULE OF ASSETS
(HELD AT END OF YEAR)

(A) FUND	(B) IDENTITY OF ISSUER	(C) DESCRIPTION OF INVESTMENT SHARES/PAR	RATE	MAT DATE (D) COST	(E) CURRENT VALUE
MLBX	458140100	28,983.000		1,635,676.81	766,020.69
		INTERCONTINENTAL EXCHANGE IN COMMON STOCK USD.01			
		25,918.000		3,061,665.47	2,658,927.62
MLS2	45866F104	25,918.000		3,061,665.47	2,658,927.62
		INTL BUSINESS MACHINES CORP COMMON STOCK USD.2			
		40,765.000		5,729,453.21	5,743,380.85
MLBX	459200101	6,349.000		866,895.53	894,510.61
MLS2	459200101	34,416.000		4,862,557.68	4,848,870.24
		INTL FLAVORS + FRAGRANCES COMMON STOCK USD.125			
		2,929.000		324,650.96	307,076.36
MLX5	459506101	2,929.000		324,650.96	307,076.36
		GENMAB A/S COMMON STOCK DKK1.0			
		4,672.000		743,118.71	1,971,964.38
MLX1	459573903	4,178.000		545,423.01	1,763,456.16
MLX5	459573903	494.000		197,695.70	208,508.22
		CONTINENTAL AG COMMON STOCK			
		6,263.000		400,217.32	374,180.61
MLD6	459858908	6,263.000		400,217.32	374,180.61
		INTERNATIONAL PAPER CO COMMON STOCK USD1.0			
		11,790.000		569,228.32	408,287.70
MLS2	460146103	11,790.000		569,228.32	408,287.70
		INTUITIVE SURGICAL INC COMMON STOCK USD.001			
		3,360.000		703,874.94	891,576.00
MLX5	46120E602	3,360.000		703,874.94	891,576.00
		INTUIT INC COMMON STOCK USD.01			
		13,733.000		4,339,912.75	5,345,158.26
MLBO	461202103	11,247.000		3,376,208.67	4,377,557.34
MLX1	461202103	2,486.000		963,704.08	967,600.92
		DEUTSCHE POST AG REG COMMON STOCK			
		26,632.000		1,702,704.94	999,920.77
MLDJ	461785909	8,420.000		493,027.18	316,135.96
MLD6	461785909	18,212.000		1,209,677.76	683,784.81
		INVITATION HOMES INC REIT USD.01			
		24,280.000		978,887.71	719,659.20
MLD0	46187W107	24,280.000		978,887.71	719,659.20
		ESC CB ION GEOPHYSICAL 12/25 8		8.000 12/15/2025	
		24,000.00		24,000.00	24,000.00
MLGN	462ESCAA2	24,000.00		24,000.00	24,000.00

DCMT COMPOSITE
COMPOSITE
SCHEDULE H, LINE 4I - SCHEDULE OF ASSETS
(HELD AT END OF YEAR)

(A) FUND	(B) IDENTITY OF ISSUER	(C) DESCRIPTION OF INVESTMENT SHARES/PAR	RATE	MAT DATE (D) COST	(E) CURRENT VALUE
	ION GEOPHYSICAL CORP	COMMON STOCK USD.01			
		8,762.000		75,177.96	26.29
MLGN	462044207	8,762.000		75,177.96	26.29
	IOVANCE BIOTHERAPEUTICS INC	COMMON STOCK USD.000041666			
		66,804.000		1,329,877.78	426,877.56
MLEH	462260100	66,804.000		1,329,877.78	426,877.56
	IRIDIUM COMMUNICATIONS INC	COMMON STOCK USD.001			
		82,830.000		2,613,783.27	4,257,462.00
MLB9	46269C102	82,830.000		2,613,783.27	4,257,462.00
	IRON MOUNTAIN INC	REIT USD.01			
		12,720.000		655,017.32	634,092.00
MLD0	46284V101	12,720.000		655,017.32	634,092.00
	OMV AG	COMMON STOCK			
		764.000		48,867.23	39,219.71
MLD6	465145001	764.000		48,867.23	39,219.71
	ITAU UNIBANCO H SPON PRF ADR	ADR			
		566,488.000		3,004,459.63	2,668,158.48
MLC4	465562106	566,488.000		3,004,459.63	2,668,158.48
	ITRON INC	COMMON STOCK			
		21,776.000		1,542,726.78	1,102,954.40
MLGN	465741106	21,776.000		1,542,726.78	1,102,954.40
	VERBUND AG	COMMON STOCK			
		2,331.000		202,561.72	195,662.22
MLX7	466160009	2,331.000		202,561.72	195,662.22
	JPMORGAN CHASE + CO	COMMON STOCK USD1.0			
		100,407.000		13,748,833.73	13,464,578.70
MLBX	46625H100	20,598.000		3,124,224.88	2,762,191.80
MLX5	46625H100	13,729.000		1,503,121.83	1,841,058.90
MLX8	46625H100	66,080.000		9,121,487.02	8,861,328.00
	PERNOD RICARD SA	COMMON STOCK EUR1.55			
		24,002.000		4,432,734.02	4,706,962.63
MLDJ	468232004	4,177.000		803,185.91	819,139.36
MLDX	468232004	18,441.000		3,404,101.77	3,616,411.04
MLX5	468232004	1,384.000		225,446.34	271,412.23
	JACOBS SOLUTIONS INC	COMMON STOCK			
		30,462.000		2,996,954.02	3,657,572.34
MLBY	46982L108	30,462.000		2,996,954.02	3,657,572.34

DCMT COMPOSITE
COMPOSITE
SCHEDULE H, LINE 4I - SCHEDULE OF ASSETS
(HELD AT END OF YEAR)

(A) FUND	(B) IDENTITY OF ISSUER	(C) DESCRIPTION OF INVESTMENT SHARES/PAR	RATE	MAT DATE (D) COST	(E) CURRENT VALUE
	JARDINE MATHESON HD UNSP ADR	ADR			
		3,036.000		166,150.87	154,016.28
MLD6	471115402	3,036.000		166,150.87	154,016.28
	RENAULT SA	COMMON STOCK EUR3.81			
		12,495.000		341,912.38	417,060.98
MLX5	471279901	12,495.000		341,912.38	417,060.98
	JD.COM INC ADR	ADR USD.00002			
		43,387.000		2,003,664.85	2,435,312.31
MLC5	47215P106	1,271.000		100,846.06	71,341.23
MLD3	47215P106	42,116.000		1,902,818.79	2,363,971.08
	TELENOR ASA	COMMON STOCK NOK6.			
		5,515.000		74,830.30	51,281.49
MLD6	473249902	5,515.000		74,830.30	51,281.49
	MERCK KGAA	COMMON STOCK			
		22,437.000		4,491,429.94	4,331,809.27
MLDX	474184900	18,363.000		3,789,189.91	3,545,260.67
MLD6	474184900	4,002.000		689,448.59	772,647.89
MLX5	474184900	72.000		12,791.44	13,900.71
	SBERBANK OF RUSSIA PJSC	COMMON STOCK RUB3.0			
		728,088.000		3,011,211.81	1,408,800.41
MLC5	476798905	92,120.000		336,062.46	178,245.89
MLDJ	476798905	635,968.000		2,675,149.35	1,230,554.52
	RWE AG	COMMON STOCK			
		28,859.000		1,181,228.12	1,280,961.77
MLD0	476896907	20,200.000		802,498.08	896,615.54
MLD6	476896907	8,659.000		378,730.04	384,346.23
	JOHN BEAN TECHNOLOGIES CORP	COMMON STOCK USD.01			
		2,192.000		248,569.48	200,195.36
MLEH	477839104	2,192.000		248,569.48	200,195.36
	SPAREBANKEN VEST	COMMON STOCK NOK25.			
		100,748.000		1,019,918.27	944,991.90
MLD1	478029903	100,748.000		1,019,918.27	944,991.90
	JOHNSON + JOHNSON	COMMON STOCK USD1.0			
		201,537.000		31,073,934.48	35,601,511.05
MLBF	478160104	60,636.000		8,707,923.06	10,711,349.40
MLBO	478160104	44,862.000		6,333,645.57	7,924,872.30
MLBX	478160104	18,360.000		2,978,915.06	3,243,294.00
MLS2	478160104	39,647.000		6,391,593.20	7,003,642.55
MLX7	478160104	11,262.000		1,933,902.24	1,989,432.30

DCMT COMPOSITE
COMPOSITE
SCHEDULE H, LINE 4I - SCHEDULE OF ASSETS
(HELD AT END OF YEAR)

DCMT COMPOSITE
COMPOSITE
SCHEDULE H, LINE 4I - SCHEDULE OF ASSETS
(HELD AT END OF YEAR)

(A) FUND	(B) IDENTITY OF ISSUER	(C) DESCRIPTION OF INVESTMENT SHARES/PAR	RATE	MAT DATE (D) COST	(E) CURRENT VALUE
	SWEDBANK AB	A SHARES			
		COMMON STOCK NPV			
		4,898.000		91,107.72	83,345.21
MLD6	484652904	4,898.000		91,107.72	83,345.21
	KANZHUN LTD	ADR			
		ADR USD.0001			
		48,441.000		953,986.01	986,743.17
MLD3	48553T106	48,441.000		953,986.01	986,743.17
	KELLOGG CO	COMMON STOCK USD.25			
		91,949.000		6,285,519.94	6,550,446.76
MLS2	487836108	66,406.000		4,548,283.74	4,730,763.44
MLX7	487836108	25,543.000		1,737,236.20	1,819,683.32
	KEURIG DR PEPPER INC	COMMON STOCK USD.01			
		106,100.000		3,691,566.32	3,783,526.00
MLS2	49271V100	106,100.000		3,691,566.32	3,783,526.00
	KEYSIGHT TECHNOLOGIES IN	COMMON STOCK			
		27,848.000		4,028,008.59	4,763,957.36
MLS2	49338L103	27,848.000		4,028,008.59	4,763,957.36
	KILROY REALTY CORP	REIT USD.01			
		4,960.000		305,787.98	191,803.20
MLD0	49427F108	4,960.000		305,787.98	191,803.20
	E.ON SE	COMMON STOCK			
		84,058.000		1,023,507.88	837,361.17
MLD0	494290901	72,200.000		899,914.01	719,235.25
MLD6	494290901	11,858.000		123,593.87	118,125.92
	KIMBERLY CLARK CORP	COMMON STOCK USD1.25			
		31,238.000		4,181,526.43	4,240,558.50
MLS2	494368103	10,171.000		1,394,892.70	1,380,713.25
MLX7	494368103	21,067.000		2,786,633.73	2,859,845.25
	KIMCO REALTY CORP	REIT USD.01			
		27,340.000		624,157.03	579,061.20
MLD0	49446R109	27,340.000		624,157.03	579,061.20
	KINAXIS INC	COMMON STOCK			
		4,769.000		627,479.68	534,675.66
MLDJ	49448Q950	4,769.000		627,479.68	534,675.66
	WERELDHAVE NV	REIT EUR1.0			
		8,162.000		109,361.40	108,711.92
MLD6	494862006	8,162.000		109,361.40	108,711.92

DCMT COMPOSITE
COMPOSITE
SCHEDULE H, LINE 4I - SCHEDULE OF ASSETS

DCMT COMPOSITE
COMPOSITE
SCHEDULE H, LINE 4I - SCHEDULE OF ASSETS
(HELD AT END OF YEAR)

(A) FUND	(B) IDENTITY OF ISSUER	(C) DESCRIPTION OF INVESTMENT SHARES/PAR	RATE	MAT DATE (D) COST	(E) CURRENT VALUE
MLDJ	523148906	8,497.000		1,904,705.80	1,821,845.42
MLD6	523148906	10,780.000		2,112,094.24	2,311,344.44
	HERMES INTERNATIONAL	COMMON STOCK			
		585.000		539,590.12	902,172.71
MLX5	525397907	585.000		539,590.12	902,172.71
	LENNAR CORP A	COMMON STOCK USD.1			
		79,500.000		5,555,572.15	7,194,750.00
MLBM	526057104	79,500.000		5,555,572.15	7,194,750.00
	LENNAR CORP B SHS	COMMON STOCK USD.1			
		1,778.000		79,724.17	132,958.84
MLBM	526057302	1,778.000		79,724.17	132,958.84
	KGHM POLSKA MIEDZ SA	COMMON STOCK PLN10.			
		19,535.000		476,973.70	564,505.27
MLD6	526325907	19,535.000		476,973.70	564,505.27
	LESLIE S INC	COMMON STOCK USD.001			
		52,089.000		1,034,138.56	636,006.69
MLEH	527064109	52,089.000		1,034,138.56	636,006.69
	ERSTE GROUP BANK AG	COMMON STOCK			
		4,710.000		134,705.15	150,299.68
MLD6	528983901	4,710.000		134,705.15	150,299.68
	MUENCHENER RUECKVER AG REG	COMMON STOCK			
		15,135.000		4,454,675.21	4,910,457.76
MLD1	529412900	14,082.000		4,209,472.77	4,568,818.38
MLD6	529412900	1,053.000		245,202.44	341,639.38
	LIBERTY BROADBAND C	COMMON STOCK USD.01			
		13,781.000		2,092,771.05	1,051,076.87
MLS2	530307305	13,781.000		2,092,771.05	1,051,076.87
	LIFE STORAGE INC	REIT USD.01			
		3,130.000		425,364.42	308,305.00
MLD0	53223X107	3,130.000		425,364.42	308,305.00
	ELI LILLY + CO	COMMON STOCK			
		35,951.000		7,709,799.49	13,152,313.84
MLBX	532457108	5,538.000		1,023,393.37	2,026,021.92
MLS2	532457108	16,456.000		3,077,836.44	6,020,263.04
MLX5	532457108	6,190.000		1,674,261.91	2,264,549.60
MLX7	532457108	7,767.000		1,934,307.77	2,841,479.28
	RHEINMETALL AG	COMMON STOCK			
		34,012.000		6,482,908.43	6,753,483.08

DCMT COMPOSITE
COMPOSITE
SCHEDULE H, LINE 4I - SCHEDULE OF ASSETS
(HELD AT END OF YEAR)

(A) FUND	(B) IDENTITY OF ISSUER	(C) DESCRIPTION OF INVESTMENT SHARES/PAR	RATE	MAT DATE (D) COST	(E) CURRENT VALUE
MLX1	548661107	10,135.000		1,038,557.13	2,019,297.40
	LULULEMON ATHLETICA INC	COMMON STOCK USD.005			
		26,979.000		8,474,035.08	8,643,532.02
MLEG	550021109	12,310.000		3,562,556.56	3,943,877.80
MLX1	550021109	11,776.000		3,983,168.69	3,772,794.88
MLX5	550021109	1,333.000		452,550.23	427,066.54
MLX8	550021109	1,560.000		475,759.60	499,792.80
	BANCO BILBAO VIZCAYA ARGENTA	COMMON STOCK EUR.49			
		194,185.000		1,143,254.47	1,167,611.85
MLD6	550190904	44,915.000		270,813.46	270,068.68
MLX1	550190904	149,270.000		872,441.01	897,543.17
	LUMEN TECHNOLOGIES INC	COMMON STOCK USD1.0			
		20,536.000		236,877.04	107,197.92
MLX7	550241103	20,536.000		236,877.04	107,197.92
	LUNDIN MINING CORP	COMMON STOCK			
		535,000.000		4,056,421.73	3,281,191.19
MLD1	550372957	535,000.000		4,056,421.73	3,281,191.19
	KERING	COMMON STOCK EUR4.0			
		9,887.000		5,597,848.64	5,017,426.58
MLEF	550507909	8,432.000		4,731,070.69	4,279,047.33
MLX5	550507909	1,455.000		866,777.95	738,379.25
	MGM RESORTS INTERNATIONAL	COMMON STOCK USD.01			
		135,340.000		5,718,201.64	4,537,950.20
MLEG	552953101	135,340.000		5,718,201.64	4,537,950.20
	SWISSCOM AG REG	COMMON STOCK CHF1.0			
		653.000		357,081.76	357,554.90
MLD0	553397902	400.000		221,814.92	219,022.91
MLX7	553397902	253.000		135,266.84	138,531.99
	MS+AD INSURANCE UNSPONS ADR	ADR			
		10,300.000		174,130.35	163,770.00
MLD6	553491101	10,300.000		174,130.35	163,770.00
	MACOM TECHNOLOGY SOLUTIONS H	COMMON STOCK USD.001			
		58,966.000		2,899,599.95	3,713,678.68
MLEH	55405Y100	9,445.000		552,474.72	594,846.10
MLGN	55405Y100	49,521.000		2,347,125.23	3,118,832.58
	ACCIONA SA	COMMON STOCK EUR1.			
		1,060.000		205,542.76	194,467.81
MLX7	557910908	1,060.000		205,542.76	194,467.81

DCMT COMPOSITE
COMPOSITE
SCHEDULE H, LINE 4I - SCHEDULE OF ASSETS
(HELD AT END OF YEAR)

(A) FUND	(B) IDENTITY OF ISSUER	(C) DESCRIPTION OF INVESTMENT SHARES/PAR	RATE	MAT DATE (D) COST	(E) CURRENT VALUE
	FORTUM OYJ	COMMON STOCK EUR3.4			
		275,204.000		4,201,360.69	4,564,274.20
MLD8	557955903	256,940.000		3,933,957.65	4,261,364.71
MLX7	557955903	18,264.000		267,403.04	302,909.49
	MAGNA INTERNATIONAL INC	COMMON STOCK			
		67,974.000		5,638,106.98	3,815,714.56
MLD1	559222955	67,974.000		5,638,106.98	3,815,714.56
	UCB SA	COMMON STOCK			
		37,570.000		3,431,642.50	2,949,503.30
MLDJ	559699905	26,233.000		2,496,497.05	2,059,470.86
MLX7	559699905	11,337.000		935,145.45	890,032.44
	CEZ AS	COMMON STOCK CZK100.			
		3,665.000		127,369.77	124,692.91
MLC5	562403907	3,665.000		127,369.77	124,692.91
	CARREFOUR SA	COMMON STOCK EUR2.5			
		59,506.000		1,046,580.83	993,261.21
MLX5	564156909	13,830.000		252,075.99	230,847.35
MLX7	564156909	45,676.000		794,504.84	762,413.86
	REPSOL SA	COMMON STOCK EUR1.			
		11,124.000		148,804.72	176,300.44
MLD6	566935904	11,124.000		148,804.72	176,300.44
	SANOFI	COMMON STOCK EUR2.0			
		80,427.000		7,548,543.37	7,711,477.28
MLD6	567173901	11,607.000		1,134,550.45	1,112,898.86
MLD8	567173901	48,447.000		4,577,355.14	4,645,180.60
MLX5	567173901	3,713.000		367,254.02	356,008.74
MLX7	567173901	16,660.000		1,469,383.76	1,597,389.08
	ELISA OYJ	COMMON STOCK			
		11,703.000		640,780.32	617,756.45
MLX7	570151902	11,703.000		640,780.32	617,756.45

MARKEL CORP

DCMT COMPOSITE
COMPOSITE
SCHEDULE H, LINE 4I - SCHEDULE OF ASSETS
(HELD AT END OF YEAR)

(A) FUND	(B) IDENTITY OF ISSUER	(C) DESCRIPTION OF INVESTMENT SHARES/PAR	RATE	MAT DATE (D) COST	(E) CURRENT VALUE
	BAYERISCHE MOTOREN WERKE AG	COMMON STOCK EUR1.0			
		23,216.000		1,985,812.73	2,065,928.36
MLD6	575602909	23,216.000		1,985,812.73	2,065,928.36
	MASTERCARD INC A	COMMON STOCK USD.0001			
		79,341.000		26,745,663.60	27,589,245.93
MLBG	57636Q104	35,652.000		11,257,398.37	12,397,269.96
MLBX	57636Q104	5,961.000		2,352,508.61	2,072,818.53
MLEF	57636Q104	17,522.000		6,017,242.42	6,092,925.06
MLS2	57636Q104	8,510.000		3,221,732.69	2,959,182.30
MLX5	57636Q104	2,416.000		761,999.19	840,115.68
MLX8	57636Q104	9,280.000		3,134,782.32	3,226,934.40
	MASTERBRAND INC	COMMON STOCK			
		13,561.000		107,760.49	102,385.55
MLBY	57638P104	13,561.000		107,760.49	102,385.55
	MAXIMUS INC	COMMON STOCK			
		48,515.000		3,361,930.92	3,557,604.95
MLB9	577933104	48,515.000		3,361,930.92	3,557,604.95
	MCCORMICK + CO NON VTG SHRS	COMMON STOCK			
		18,274.000		1,507,721.57	1,514,731.86
MLX7	579780206	18,274.000		1,507,721.57	1,514,731.86
	MCDONALD S CORP	COMMON STOCK USD.01			
		76,328.000		15,650,534.37	20,114,717.84
MLBF	580135101	46,045.000		8,576,179.75	12,134,238.85
MLBX	580135101	5,143.000		1,198,209.85	1,355,334.79
MLS2	580135101	23,619.000		5,479,277.36	6,224,315.07
MLX5	580135101	455.000		108,162.33	119,906.15
MLX7	580135101	1,066.000		288,705.08	280,922.98
	POLSKI KONCERN NAFTOWY ORLEN	COMMON STOCK PLN1.25			
		80,986.000		1,100,702.03	1,186,102.17
MLD6	581006905	80,986.000		1,100,702.03	1,186,102.17
	MCKESSON CORP	COMMON STOCK USD.01			
		7,705.000		2,951,407.98	2,890,299.60
MLS2	58155Q103	5,215.000		1,990,437.21	1,956,250.80
MLX7	58155Q103	2,490.000		960,970.77	934,048.80
	DEUTSCHE TELEKOM AG REG	COMMON STOCK			
		838,365.000		16,163,809.16	16,676,250.78
MLDJ	584235907	225,127.000		4,385,408.03	4,478,090.47
MLDX	584235907	236,470.000		4,554,349.66	4,703,718.57
MLD0	584235907	51,700.000		966,072.54	1,028,385.21
MLD1	584235907	205,460.000		3,971,650.19	4,086,886.36

DCMT COMPOSITE
COMPOSITE
SCHEDULE H, LINE 4I - SCHEDULE OF ASSETS
(HELD AT END OF YEAR)

(A) FUND	(B) IDENTITY OF ISSUER	(C) DESCRIPTION OF INVESTMENT SHARES/PAR	RATE	MAT DATE (D) COST	(E) CURRENT VALUE
MLX7	59162N950	23,503.000		1,124,379.96	1,300,431.68
	CARL ZEISS MEDITEC AG	BR COMMON STOCK			
		4,478.000		622,395.05	563,461.00
MLD6	592296909	3,260.000		433,032.36	410,201.62
MLX5	592296909	1,218.000		189,362.69	153,259.38
	METTLER TOLEDO INTERNATIONAL	COMMON STOCK USD.01			
		5,777.000		5,140,737.75	8,350,364.65
MLBO	592688105	5,519.000		4,876,340.33	7,977,438.55
MLX5	592688105	258.000		264,397.42	372,926.10
	MICHELIN (CGDE) UNSPON ADR	ADR			
		307,000.000		5,257,005.67	4,264,230.00
MLBM	59410T106	307,000.000		5,257,005.67	4,264,230.00
	MICROSOFT CORP	COMMON STOCK USD.00000625			
		486,570.000		106,486,202.42	116,689,217.40
MLBF	594918104	41,501.000		6,915,170.03	9,952,769.82
MLBG	594918104	35,948.000		6,695,720.99	8,621,049.36
MLBM	594918104	39,700.000		4,850,872.79	9,520,854.00
MLBO	594918104	46,274.000		9,185,147.39	11,097,430.68
MLBX	594918104	52,348.000		13,341,717.21	12,554,097.36
MLD0	594918104	82,300.000		20,955,283.66	19,737,186.00
MLD8	594918104	15,733.000		4,056,212.82	3,773,088.06
MLEF	594918104	27,557.000		6,422,618.61	6,608,719.74
MLEG	594918104	69,906.000		16,285,951.24	16,764,856.92
MLS2	594918104	22,326.000		5,714,320.82	5,354,221.32
MLX5	594918104	24,707.000		5,292,259.34	5,925,232.74
MLX8	594918104	28,270.000		6,770,927.52	6,779,711.40
	MICROCHIP TECHNOLOGY INC	COMMON STOCK USD.001			
		260,010.000		14,028,970.93	18,265,702.50
MLBM	595017104	97,000.000		4,827,201.88	6,814,250.00
MLBO	595017104	163,010.000		9,201,769.05	11,451,452.50
	MICRON TECHNOLOGY INC	COMMON STOCK USD.1			
		1,685 Td (MLX8)	594919T	163,0100 -)7 8	16.273,088.06
MLX5	51121915,170.03	1,685 Td (MLX8)	594919T	163,0100 -)7 8	16.273,088.06
	D AMERICA APAROF INV	REITON STOCK USD.01			
		6 97,000.000	5	827,201.88	7 1 9,520,854.00
MLD0	522J1915,170.03	6 97,000.000	5	827,201.88	7 1 9,520,854.00
	KONINKLIJKE KPN NV	COMMONEUR. 595017104			
		145 23,503.000	00	43.189,362.69	981 893,088.06

DCMT COMPOSITE
COMPOSITE
SCHEDULE H, LINE 4I - SCHEDULE OF ASSETS
(HELD AT END OF YEAR)

(A) FUND	(B) IDENTITY OF ISSUER	(C) DESCRIPTION OF INVESTMENT SHARES/PAR	RATE	MAT DATE (D) COST	(E) CURRENT VALUE
	ERICSSON LM B SHS	COMMON STOCK SEK5.0			
		449,835.000		4,447,860.28	2,629,200.20
MLX1	595937905	449,835.000		4,447,860.28	2,629,200.20
	STMICROELECTRONICS NV	COMMON STOCK EUR1.04			
		60,847.000		2,264,055.79	2,142,660.07
MLDX	596233908	43,577.000		1,647,166.95	1,534,516.05
MLD6	596233908	1,516.000		60,352.60	53,384.27
MLX5	596233908	15,754.000		556,536.24	554,759.75
	MIDDLEBY CORP	COMMON STOCK USD.01			
		39,255.000		5,617,615.35	5,256,244.50
MLBY	596278101	39,255.000		5,617,615.35	5,256,244.50
	SOCIETE GENERALE SA	COMMON STOCK EUR1.25			
		10,843.000		215,021.59	271,714.94
MLX5	596651901	10,843.000		215,021.59	271,714.94
	TELIA CO AB	COMMON STOCK SEK3.2			
		81,486.000		321,510.50	208,495.30
MLD6	597838903	81,486.000		321,510.50	208,495.30
	ASSECO POLAND SA	COMMON STOCK PLN1.			
		2,180.000		30,086.79	36,082.76
MLC5	597895903	2,180.000		30,086.79	36,082.76
	ZURICH INSURANCE GROUP AG	COMMON STOCK CHF.1			
		5,315.000		2,343,213.79	2,540,882.51
MLDX	598381903	4,848.000		2,137,083.36	2,317,629.05
MLX5	598381903	467.000		206,130.43	223,253.46
	KONINKLIJKE PHILIPS NV	COMMON STOCK EUR.2			
		362,641.000		13,107,566.80	5,419,946.21
MLX9	598662906	362,641.000		13,107,566.80	5,419,946.21
	TELEPERFORMANCE	COMMON STOCK EUR2.5			
		4,692.000		1,114,107.05	1,115,178.00
MLX7	599933900	4,692.000		1,114,107.05	1,115,178.00
	ABU DHABI ISLAMIC BANK	COMMON STOCK AED1.			
		50,774.000		56,117.19	125,944.79
MLC5	600172902	50,774.000		56,117.19	125,944.79
	ACCTON TECHNOLOGY CORP	COMMON STOCK TWD10.0			
		151,000.000		1,259,442.26	1,152,071.71
MLC5	600521900	106,000.000		846,027.78	808,739.08
MLX7	600521900	45,000.000		413,414.48	343,332.63

DCMT COMPOSITE
COMPOSITE
SCHEDULE H, LINE 4I - SCHEDULE OF ASSETS
(HELD AT END OF YEAR)

(A) FUND	(B) IDENTITY OF ISSUER	(C) DESCRIPTION OF INVESTMENT SHARES/PAR	RATE (D) COST	MAT DATE	(E) CURRENT VALUE
	SKC CO LTD	COMMON STOCK KRW5000.			
		9,420.000	745,145.36		659,288.26
MLD3	601808900	9,420.000	745,145.36		659,288.26
	ALPS ALPINE CO LTD	COMMON STOCK			
		350,100.000	3,090,899.51		3,176,093.83
MLD6	602150005	350,100.000	3,090,899.51		3,176,093.83
	AFRICAN RAINBOW MINERALS LTD	COMMON STOCK ZAR.05			
		43,881.000	709,345.89		742,740.41
MLC5	604112904	43,881.000	709,345.89		742,740.41
	AMMB HOLDINGS BHD	COMMON STOCK			
		474,200.000	418,829.18		445,672.64
MLC5	604702001	474,200.000	418,829.18		445,672.64
	REALTEK SEMICONDUCTOR CORP	COMMON STOCK TWD10.			
		23,000.000	131,382.80		210,278.02
MLC5	605142900	23,000.000	131,382.80		210,278.02
	ANEKA TAMBANG TBK	COMMON STOCK IDR100.0			
		5,818,600.000	756,087.36		741,925.23
MLD2	605385905	4,784,000.000	604,048.18		610,004.18
MLX7	605385905	1,034,600.000	152,039.18		131,921.05
	ASAHI KASEI CORP	COMMON STOCK			
		124,300.000	1,116,743.73		886,854.52
MLD6	605460005	77,400.000	726,341.18		552,232.82
MLX5	605460005	46,900.000	390,402.55		334,621.70
	AGC INC	COMMON STOCK			
		40,000.000	1,595,249.63		1,332,373.34
MLDS	605520006	40,000.000	1,595,249.63		1,332,373.34
	ASICS CORP	COMMON STOCK			
		53,500.000	944,625.19		1,181,545.34
MLDW	605737006	53,500.000	944,625.19		1,181,545.34
	MITSUBISHI UFJ FINL SPON ADR	ADR			
		551,200.000	3,056,988.92		3,676,504.00
MLBM	606822104	551,200.000	3,056,988.92		3,676,504.00
	BANK LEUMI LE ISRAEL	COMMON STOCK ILS.1			
		35,571.000	349,113.20		295,475.70
MLD6	607642907	35,571.000	349,113.20		295,475.70
	MODERNA INC	COMMON STOCK USD.0001			
		8,520.000	1,267,136.48		1,530,362.40

DCMT COMPOSITE
COMPOSITE
SCHEDULE H, LINE 4I - SCHEDULE OF ASSETS
(HELD AT END OF YEAR)

(A) FUND	(B) IDENTITY OF ISSUER	(C) DESCRIPTION OF INVESTMENT SHARES/PAR	RATE	MAT DATE (D) COST	(E) CURRENT VALUE
MLX5	60770K107	476.000		71,867.80	85,499.12
MLX7	60770K107	8,044.000		1,195,268.68	1,444,863.28
	JUSTSYSTEMS CORP	COMMON STOCK			
		22,780.000		1,114,217.66	486,348.55
MLDI	607979903	22,780.000		1,114,217.66	486,348.55
	ANHUI CONCH CEMENT CO LTD H	COMMON STOCK CNY1.0			
		1,003,825.000		3,631,950.18	3,511,159.26
MLC4	608039905	917,825.000		3,317,601.73	3,210,350.16
MLD3	608039905	86,000.000		314,348.45	300,809.10
	BEIJING ENTERPRISES HLDGS	COMMON STOCK			
		114,000.000		323,876.50	365,152.88
MLC5	608169900	114,000.000		323,876.50	365,152.88
	MOLINA HEALTHCARE INC	COMMON STOCK USD.001			
		10,885.000		2,802,938.56	3,594,444.70
MLGN	60855R100	6,613.000		1,362,315.11	2,183,744.86
MLS2	60855R100	3,601.000		1,212,694.37	1,189,122.22
MLX7	60855R100	671.000		227,929.08	221,577.62
	MONDELEZ INTERNATIONAL INC A	COMMON STOCK			
		57,876.000		3,386,487.71	3,857,435.40
MLBX	609207105	9,590.000		584,408.50	639,173.50
MLS2	609207105	38,868.000		2,289,221.43	2,590,552.20
MLX5	609207105	9,418.000		512,857.78	627,709.70
	CHEIL WORLDWIDE INC	COMMON STOCK KRW200.			
		27,658.000		517,675.53	504,165.20
MLC5	609323902	27,658.000		517,675.53	504,165.20
	MONGODB INC	COMMON STOCK USD.001			
		20,490.000		4,464,890.92	4,033,251.60
MLEG	60937P106	20,490.000		4,464,890.92	4,033,251.60
	MONOLITHIA84ESOWER STEMS COO3C 0 -19.5 Td (MLD3		608039905		3,857,408.03
				87487.71	3,857,408.03

DCMT COMPOSITE
COMPOSITE
SCHEDULE H, LINE 4I - SCHEDULE OF ASSETS
(HELD AT END OF YEAR)

(A) FUND	(B) IDENTITY OF ISSUER	(C) DESCRIPTION OF INVESTMENT SHARES/PAR	RATE	MAT DATE (D) COST	(E) CURRENT VALUE
MLDJ	609962907	49,577.000		1,356,198.75	1,526,322.00
MLD3	609962907	85,630.000		2,606,030.78	2,636,282.00
MLX5	609962907	39,254.000		1,048,222.21	1,208,508.86
	MAHINDRA + MAHINDRA LTD	COMMON STOCK INR5.			
		68,521.000		1,035,626.35	1,036,138.90
MLC5	610018905	68,521.000		1,035,626.35	1,036,138.90
	INDUSIND BANK LTD	COMMON STOCK INR10.0			
		86,627.000		1,204,288.30	1,276,578.11
MLD3	610045908	86,627.000		1,204,288.30	1,276,578.11
	TATA CHEMICALS LTD	COMMON STOCK INR10.0			
		31,156.000		407,948.31	353,983.83
MLC5	610116907	31,156.000		407,948.31	353,983.83
	SHANGHAI INTERNATIONAL AIR A	COMMON STOCK CNY1.0			
		86,165.000		726,682.88	715,304.48
MLC4	610478901	86,165.000		726,682.88	715,304.48
	CLICKS GROUP LTD	COMMON STOCK ZAR.01			
		39,456.000		660,915.78	626,287.19
MLC2	610557902	39,456.000		660,915.78	626,287.19
	YANKUANG ENERGY GROUP CO H	COMMON STOCK CNY1.0			
		96,000.000		265,894.24	292,737.30
MLC5	610989907	96,000.000		265,894.24	292,737.30
	TRUWORTHS INTERNATIONAL LTD	COMMON STOCK ZAR.00015			
		177,384.000		628,240.87	573,383.49
MLC5	611348905	177,384.000		628,240.87	573,383.49
	MONSTER BEVERAGE CORP	COMMON STOCK			
		4,991.000		432,892.28	506,736.23
MLX5	61174X109	4,991.000		432,892.28	506,736.23
	FIRST INTL BANK ISRAEL	COMMON STOCK ILS.05			
		5,425.000		214,350.12	213,709.79
MLD6	612381905	5,425.000		214,350.12	213,709.79
	BAJAJ HOLDINGS AND INVESTMEN	COMMON STOCK INR10.			
		698.000		46,823.57	48,231.02
MLC5	612414904	698.000		46,823.57	48,231.02
	GIGABYTE TECHNOLOGY CO LTD	COMMON STOCK TWD10.			
		247,000.000		888,659.10	855,866.99
MLD2	612918904	247,000.000		888,659.10	855,866.99

DCMT COMPOSITE
COMPOSITE
SCHEDULE H, LINE 4I - SCHEDULE OF ASSETS
(HELD AT END OF YEAR)

(A) FUND	(B) IDENTITY OF ISSUER	(C) DESCRIPTION OF INVESTMENT SHARES/PAR	RATE	MAT DATE (D) COST	(E) CURRENT VALUE
	KARNATAKA BANK LTD	COMMON STOCK INR10.			
		136,033.000		247,832.72	250,591.43
MLC5	613006907	136,033.000		247,832.72	250,591.43
	JK PAPER LTD	COMMON STOCK INR10.0			
		94,934.000		489,592.53	471,629.08
MLC5	613088905	94,934.000		489,592.53	471,629.08
	GAIL INDIA LTD	COMMON STOCK INR10.0			
		159,138.000		180,754.59	184,952.48
MLC5	613340900	159,138.000		180,754.59	184,952.48
	HENGAN INTL GROUP CO LTD	COMMON STOCK HKD.1			
		59,000.000		265,567.68	313,333.21
MLX7	613623909	59,000.000		265,567.68	313,333.21
	OBIC CO LTD	COMMON STOCK			
		14,940.000		2,605,906.64	2,197,774.83
MLDI	613674902	4,440.000		750,232.92	653,153.97
MLDW	613674902	10,500.000		1,855,673.72	1,544,620.86
	UNIMICRON TECHNOLOGY CORP	COMMON STOCK TWD10.			
		33,000.000		217,370.83	128,841.24
MLC5	613772904	33,000.000		217,370.83	128,841.24
	TITAN CO LTD	COMMON STOCK INR1.0			
		18,427.000		594,174.26	578,012.65
MLC2	613934900	13,090.000		418,318.35	410,603.22
MLC5	613934900	5,337.000		175,855.91	167,409.43
	OIL + NATURAL GAS CORP LTD	COMMON STOCK INR5.			
		440,584.000		792,554.61	782,858.07
MLC5	613936905	23,785.000		52,906.91	42,262.72
MLD3	613936905	416,799.000		739,647.70	740,595.35
	COLGATE PALMOLIVE (INDIA)	COMMON STOCK INR1.0			
		11,374.000		226,816.41	211,614.42
MLX7	613969906	11,374.000		226,816.41	211,614.42
	RAYMOND LTD	COMMON STOCK INR10.			
		18,378.000		214,692.78	326,341.12
MLC5	614325900	18,378.000		214,692.78	326,341.12
	NMDC LTD	COMMON STOCK INR1.0			
		614,039.000		846,265.09	915,157.85
MLC5	614811909	614,039.000		846,265.09	915,157.85

DCMT COMPOSITE
COMPOSITE
SCHEDULE H, LINE 4I - SCHEDULE OF ASSETS
(HELD AT END OF YEAR)

(A) FUND	(B) IDENTITY OF ISSUER	(C) DESCRIPTION OF INVESTMENT SHARES/PAR	RATE (D) COST	MAT DATE	(E) CURRENT VALUE
	QATAR NATIONAL BANK	COMMON STOCK QAR1.0			
		200,220.000	1,111,740.50		989,623.12
MLD3	614819902	200,220.000	1,111,740.50		989,623.12
	QATAR NAVIGATION	COMMON STOCK QAR1.0			
		71,871.000	199,918.53		200,313.21
MLC5	614820900	71,871.000	199,918.53		200,313.21
	KOBAYASHI PHARMACEUTICAL CO	COMMON STOCK			
		4,800.000	397,357.73		328,500.51
MLX7	614945905	4,800.000	397,357.73		328,500.51
	MOODY S CORP	COMMON STOCK USD.01			
		56,659.000	15,759,501.29		15,786,330.58
MLBO	615369105	28,408.000	7,173,496.20		7,915,036.96
MLEF	615369105	26,557.000	8,111,739.95		7,399,31H A34
MLX7	614369105	21,1694000	3474,265.14		3471,982.2

M

M

HOUSING DEVELOPENT FINANCEC OMMON STOCK UINR25

Tj 0 0 Td 0 -19.5 Td (

DCMT COMPOSITE
COMPOSITE
SCHEDULE H, LINE 4I - SCHEDULE OF ASSETS
(HELD AT END OF YEAR)

(A) FUND	(B) IDENTITY OF ISSUER	(C) DESCRIPTION OF INVESTMENT SHARES/PAR	RATE	MAT DATE (D) COST	(E) CURRENT VALUE
MLC5	617190905	1,157.000		36,271.21	36,949.04
	CAPCOM CO LTD	COMMON STOCK			
		31,700.000		974,363.13	1,011,459.32
MLDW	617369004	16,400.000		526,695.09	523,278.64
MLX7	617369004	15,300.000		447,668.04	488,180.68
	MORGAN STANLEY	COMMON STOCK USD.01			
		15,366.000		1,245,243.29	1,306,417.32
MLBX	617446448	9,257.000		765,831.61	787,030.14
MLX5	617446448	6,109.000		479,411.68	519,387.18
	KT+G CORP	COMMON STOCK KRW5000.			
		25,524.000		1,744,287.33	1,846,932.38
MLC5	617507900	13,930.000		949,722.30	1,007,983.39
MLD6	617507900	11,594.000		794,565.03	838,948.99
	DBS GROUP HOLDINGS LTD	COMMON STOCK			
		69,395.000		1,643,298.33	1,755,053.98
MLDJ	617520903	46,195.000		1,097,522.61	1,168,307.78
MLX5	617520903	23,200.000		545,775.72	586,746.20
	MORNINGSTAR INC	COMMON STOCK			
		56,915.000		12,722,718.97	12,327,219.85
MLBY	617700109	51,195.000		11,431,032.03	11,088,325.05
MLEH	617700109	5,720.000		1,291,686.94	1,238,894.80
	CENTRAL JAPAN RAILWAY CO	COMMON STOCK			
		2,800.000		386,340.97	343,885.71
MLX7	618355903	2,800.000		386,340.97	343,885.71
	EVA AIRWAYS CORP	COMMON STOCK TWD10.			
		227,000.000		220,377.95	207,904.54
MLX7	618602908	227,000.000		220,377.95	207,904.54
	CATCHER TECHNOLOGY CO LTD	COMMON STOCK TWD10.			
		146,000.000		811,179.32	802,785.05
MLC5	618666903	146,000.000		811,179.32	802,785.05
	CHINA AIRLINES LTD	COMMON STOCK TWD10.			
		312,000.000		232,218.32	192,871.44
MLX7	618965909	312,000.000		232,218.32	192,871.44
	CHINO CORP	COMMON STOCK			
		9,400.000		119,437.79	125,456.82
MLD6	619090004	9,400.000		119,437.79	125,456.82
	CSPC PHARMACEUTICAL GROUP LT	COMMON STOCK			
		868,000.000		917,898.12	911,934.09

DCMT COMPOSITE
COMPOSITE
SCHEDULE H, LINE 4I - SCHEDULE OF ASSETS
(HELD AT END OF YEAR)

(A) FUND	(B) IDENTITY OF ISSUER	(C) DESCRIPTION OF INVESTMENT SHARES/PAR	RATE	MAT DATE (D) COST	(E) CURRENT VALUE
MLC5	619199904	36,000.000		49,614.14	37,822.15
MLD2	619199904	832,000.000		868,283.98	874,111.94
		CHINA OVERSEAS LAND + INVEST COMMON STOCK			
		447,000.000		1,030,498.56	1,179,789.75
MLX7	619215007	447,000.000		1,030,498.56	1,179,789.75
		CHINA RESOURCES LAND LTD COMMON STOCK HKD.1			
		110,000.000		400,151.51	503,846.92
MLX7	619376908	110,000.000		400,151.51	503,846.92
		TCL ELECTRONICS HOLDINGS LTD COMMON STOCK HKD1.0			
		231,000.000		168,404.66	92,637.36
MLC5	619378904	231,000.000		168,404.66	92,637.36
		KOSE CORP COMMON STOCK			
		1,300.000		166,451.23	142,074.35
MLX5	619446909	1,300.000		166,451.23	142,074.35
		MOSAIC CO/THE COMMON STOCK USD.01			
		6,173.000		342,480.23	270,809.51
MLX5	61945C103	6,173.000		342,480.23	270,809.51
		CHUBU ELECTRIC POWER CO INC COMMON STOCK			
		186,100.000		1,788,235.00	1,921,014.06
MLD6	619560006	113,900.000		1,093,247.15	1,175,730.80
MLX7	619560006	72,200.000		694,987.85	745,283.26
		CITIC LTD COMMON STOCK			
		311,000.000		379,518.43	328,335.22
MLC5	619615008	311,000.000		379,518.43	328,335.22
		MOTOROLA SOLUTIONS INC COMMON STOCK USD.01			
		25,990.000		4,913,325.71	6,697,882.90
MLS2	620076307	22,731.000		4,282,584.41	5,858,006.01
MLX5	620076307	3,259.000		630,741.30	839,876.89
		INFOSYS LTD COMMON STOCK INR5.			
		21,738.000		431,106.09	396,397.28
MLC2	620512905	21,738.000		431,106.09	396,397.28
		HYUNDAI DOOSAN INFRACORE CO COMMON STOCK KRW1000.0			
		298,364.000		1,526,536.99	1,887,633.06
MLD6	621167907	298,364.000		1,526,536.99	1,887,633.06
		ORIGIN ENERGY LTD COMMON STOCK			
		19,116.000		94,879.16	100,078.34
MLD6	621486901	19,116.000		94,879.16	100,078.34

DCMT COMPOSITE
COMPOSITE
SCHEDULE H, LINE 4I - SCHEDULE OF ASSETS
(HELD AT END OF YEAR)

(A) FUND	(B) IDENTITY OF ISSUER	(C) DESCRIPTION OF INVESTMENT SHARES/PAR	RATE	MAT DATE (D) COST	(E) CURRENT VALUE
		COMPEQ MANUFACTURING CO LTD			
		COMMON STOCK TWD10.			
		167,000.000		274,723.29	241,788.81
MLC5	621527902	167,000.000		274,723.29	241,788.81
		LENOVO GROUP LTD			
		COMMON STOCK			
		1,120,000.000		1,002,853.16	919,826.52
MLC5	621808906	428,000.000		350,754.44	351,505.13
MLX7	621808906	692,000.000		652,098.72	568,321.39
		RIO TINTO LTD			
		COMMON STOCK			
		17,682.000		1,279,840.73	1,395,877.95
MLD6	622010007	17,682.000		1,279,840.73	1,395,877.95
		PETROCHINA CO LTD H			
		COMMON STOCK CNY1.0			
		660,000.000		296,546.48	301,885.35
MLC5	622657906	564,000.000		245,346.71	257,974.75
MLD6	622657906	96,000.000		51,199.77	43,910.60
		TESEC CORP			
		COMMON STOCK			
		6,300.000		111,641.07	132,450.64
MLD6	622729903	6,300.000		111,641.07	132,450.64
		SKYWORTH GROUP LTD			
		COMMON STOCK HKD.1			
		694,000.000		264,673.62	297,875.07
MLC5	622882900	694,000.000		264,673.62	297,875.07
		CTCI CORP			
		COMMON STOCK TWD10.			
		322,000.000		438,123.90	438,440.89
MLD2	623918901	322,000.000		438,123.90	438,440.89
		RHB BANK BHD			
		COMMON STOCK			
		45,435.000		61,335.90	59,720.47
MLC5	624467908	45,435.000		61,335.90	59,720.47
		KDDI CORP			
		COMMON STOCK			
		146,410.000		4,547,657.00	4,418,542.73
MLD0	624899902	21,710.000		650,148.91	655,191.33
MLD1	624899902	124,700.000		3,897,508.09	3,763,351.40
		AIN HOLDINGS INC			
		COMMON STOCK			
		4,200.000		212,789.79	192,261.93
MLDW	624912903	4,200.000		212,789.79	192,261.93
		DAIDO METAL CO LTD			
		COMMON STOCK			
		7,600.000		43,399.03	27,475.08
MLD6	624989000	7,600.000		43,399.03	27,475.08

DCMT COMPOSITE
COMPOSITE
SCHEDULE H, LINE 4I - SCHEDULE OF ASSETS

DCMT COMPOSITE
COMPOSITE
SCHEDULE H, LINE 4I - SCHEDULE OF ASSETS
(HELD AT END OF YEAR)

(A) FUND	(B) IDENTITY OF ISSUER	(C) DESCRIPTION OF INVESTMENT SHARES/PAR	RATE	MAT DATE (D) COST	(E) CURRENT VALUE
		GOLD FIELDS LTD			
		COMMON STOCK ZAR.5			
		75,483.000		841,576.34	781,447.57
MLX7	628021909	75,483.000		841,576.34	781,447.57
		SHANGHAI FUDAN MICROELECT H			
		COMMON STOCK CNY.1			
		116,000.000		533,220.53	438,439.71
MLC5	628074908	86,000.000		395,666.82	325,050.13
MLX7	628074908	30,000.000		137,553.71	113,389.58
		DUBAI ISLAMIC BANK			
		COMMON STOCK AED1.0			
		259,155.000		412,835.46	402,211.89
MLC5	628345902	259,155.000		412,835.46	402,211.89
		GLOBE TELECOM INC			
		COMMON STOCK PHP50.			
		4,005.000		204,125.85	156,671.30
MLX7	628486904	4,005.000		204,125.85	156,671.30
		AUO CORP			
		COMMON STOCK TWD10.0			
		655,000.000		593,119.38	319,662.93
MLC5	628819906	57,600.000		50,322.90	28,110.82
MLX7	628819906	597,400.000		542,796.48	291,552.11
		MTR CORP			
		COMMON STOCK			
		33,000.000		178,522.46	174,831.36
MLX7	629005901	33,000.000		178,522.46	174,831.36
		TAIWAN MOBILE CO LTD			
		COMMON STOCK TWD10.			
		128,000.000		431,696.12	394,384.34
MLX7	629049909	128,000.000		431,696.12	394,384.34
		LG UPLUS CORP			
		COMMON STOCK KRW5000.0			
		268,901.000		3,142,814.82	2,349,826.85
MLC5	629090903	7,088.000		90,626.45	61,939.42
MLD1	629090903	261,813.000		3,052,188.37	2,287,887.43
		CHINA PETROLEUM + CHEMICAL H			
		COMMON STOCK CNY1.0			
		2,436,500.000		1,145,871.36	1,176,894.79
MLC5	629181900	212,000.000		111,673.75	102,401.68
MLD2	629181900	1,324,000.000		578,693.09	639,527.48
MLD6	629181900	900,500.000		455,504.52	434,965.63
		NMI HOLDINGS INC CLASS A			
		COMMON STOCK USD.01			
		151,128.000		3,574,985.04	3,158,575.20
MLB9	629209305	151,128.000		3,574,985.04	3,158,575.20
		HCL TECHNOLOGIES LTD			
		COMMON STOCK INR2.0			
		87,651.000		1,126,141.63	1,098,683.51
MLC5	629489907	87,651.000		1,126,141.63	1,098,683.51

DCMT COMPOSITE
COMPOSITE
SCHEDULE H, LINE 4I - SCHEDULE OF ASSETS
(HELD AT END OF YEAR)

(A) FUND	(B) IDENTITY OF ISSUER	(C) DESCRIPTION OF INVESTMENT SHARES/PAR	RATE	MAT DATE (D) COST	(E) CURRENT VALUE
	EAST JAPAN RAILWAY CO	COMMON STOCK			
		70,500.000		4,234,098.27	4,018,037.82
MLDS	629854902	56,700.000		3,418,249.88	3,231,528.29
MLX7	629854902	13,800.000		815,848.39	786,509.53
	GLOSEL CO LTD	COMMON STOCK			
		35,800.000		105,691.98	114,770.55
MLD6	630104909	35,800.000		105,691.98	114,770.55
	EISAI CO LTD	COMMON STOCK			
		7,300.000		402,117.35	481,558.23
MLX7	630720001	7,300.000		402,117.35	481,558.23
	SQUARE ENIX HOLDINGS CO LTD	COMMON STOCK			
		18,000.000		890,431.29	836,257.53
MLDW	630926004	9,300.000		491,939.19	432,066.39
MLX7	630926004	8,700.000		398,492.10	404,191.14
	DIGITAL GARAGE INC	COMMON STOCK			
		8,500.000		322,473.63	294,725.07
MLDW	630942902	8,500.000		322,473.63	294,725.07
	TRAVELSKY TECHNOLOGY LTD H	COMMON STOCK CNY1.0			
		82,000.000		144,399.03	173,351.53
MLX7	632195905	82,000.000		144,399.03	173,351.53
	EVERGREEN MARINE CORP LTD	COMMON STOCK TWD10.			
		234,000.000		1,397,972.44	1,240,975.42
MLC5	632450904	188,000.000		857,658.61	997,022.99
MLD6	632450904	46,000.000		540,313.83	243,952.43
	HERO MOTOCORP LTD	COMMON STOCK INR2.0			
		962.000		34,580.03	31,803.09
MLC5	632732905	962.000		34,580.03	31,803.09
	KINGDEE INTERNATIONAL SFTWR	COMMON STOCK HKD.025			
		300,000.000		514,842.51	643,437.82
MLD2	632758900	300,000.000		514,842.51	643,437.82
	FAST RETAILING CO LTD	COMMON STOCK			
		1,100.000		821,320.51	671,363.07
MLDW	633243902	1,100.000		821,320.51	671,363.07
	ENN ENERGY HOLDINGS LTD	COMMON STOCK HKD.1			
		71,900.000		1,085,069.30	1,009,646.44
MLX7	633393905	71,900.000		1,085,069.30	1,009,646.44

DCMT COMPOSITE
COMPOSITE
SCHEDULE H, LINE 4I - SCHEDULE OF ASSETS
(HELD AT END OF YEAR)

(A) FUND	(B) IDENTITY OF ISSUER	(C) DESCRIPTION OF INVESTMENT SHARES/PAR	RATE	MAT DATE (D) COST	(E) CURRENT VALUE
		MITSUBISHI UFJ FINANCIAL GRO			
		COMMON STOCK			
		505,500.000		2,755,627.50	3,405,885.03
MLDS	633517909	430,500.000		2,251,035.18	2,900,560.84
MLX8	633517909	75,000.000		504,592.32	505,324.19
		TAIWAN HON CHUAN ENTERPRISE			
		COMMON STOCK TWD10.			
		60,000.000		160,609.37	169,836.18
MLC5	633521901	60,000.000		160,609.37	169,836.18
		SINO AMERICAN SILICON PRODUC			
		COMMON STOCK TWD10.0			
		27,000.000		144,714.21	122,545.59
MLC5	633527908	27,000.000		144,714.21	122,545.59
		KUNLUN ENERGY CO LTD			
		COMMON STOCK HKD.01			
		1,256,000.000		946,760.14	896,343.99
MLC5	634007900	1,256,000.000		946,760.14	896,343.99
		SOFT WORLD INTL CORP			
		COMMON STOCK TWD10.			
		10,000.000		33,531.27	25,963.46
MLC5	634369904	10,000.000		33,531.27	25,963.46
		ECLAT TEXTILE COMPANY LTD			
		COMMON STOCK TWD10.			
		37,500.000		592,252.81	604,553.37
MLC2	634578900	37,500.000		592,252.81	604,553.37
		NOVATEK MICROELECTRONICS COR			
		COMMON STOCK TWD10.			
		45,000.000		615,410.32	461,925.14
MLC5	634633903	45,000.000		615,410.32	461,925.14
		LG CHEM LTD			
		COMMON STOCK KRW5000.			
		3,235.000		1,602,856.45	1,534,994.07
MLC4	634691901	3,235.000		1,602,856.45	1,534,994.07
		DAESANG CORPORATION			
		COMMON STOCK KRW1000.			
		41,585.000		630,771.22	720,214.71
MLD6	635271901	41,585.000		630,771.22	720,214.71
		SHOUGANG FUSHAN RESOURCES GR			
		COMMON STOCK			
		101,838.000		23,686.14	32,489.20
MLC5	635467905	101,838.000		23,686.14	32,489.20
		FUJIFILM HOLDINGS CORP			
		COMMON STOCK			
		7,200.000		553,405.38	361,514.27
MLD6	635652001	7,200.000		553,405.38	361,514.27
		FANUC CORP			
		COMMON STOCK			
		27,170.000		4,542,022.91	4,084,406.00
MLX8	635693005	27,170.000		4,542,022.91	4,084,406.00

DCMT COMPOSITE
COMPOSITE
SCHEDULE H, LINE 4I - SCHEDULE OF ASSETS
(HELD AT END OF YEAR)

(A)

(B) IDENTITY OF ISSUER

(C) DESCRIPTION OF IN/1G58-----

E-----

N50j 0 0M

DCMT COMPOSITE
COMPOSITE
SCHEDULE H, LINE 4I - SCHEDULE OF ASSETS
(HELD AT END OF YEAR)

(A) FUND	(B) IDENTITY OF ISSUER	(C) DESCRIPTION OF INVESTMENT SHARES/PAR	RATE	MAT DATE (D) COST	(E) CURRENT VALUE
	NATIONAL RETAIL PROPERTIES	REIT USD.01			
		8,100.000		372,194.64	370,656.00
MLD0	637417106	8,100.000		372,194.64	370,656.00
	NOMURA RESEARCH INSTITUTE LT	COMMON STOCK			
		58,000.000		1,740,857.92	1,369,282.66
MLDW	639092907	58,000.000		1,740,857.92	1,369,282.66
	HISENSE HOME APPLIANCES GR H	COMMON STOCK CNY1.0			
		45,000.000		56,755.27	49,641.57
MLC5	639193903	45,000.000		56,755.27	49,641.57
	NIPPON BUILDING FUND INC	REIT			
		100.000		581,063.59	445,640.23
MLD0	639680909	100.000		581,063.59	445,640.23
	SHINHAN FINANCIAL GROUP LTD	COMMON STOCK KRW5000.			
		204,751.000		6,133,722.35	5,699,671.97
MLC2	639750900	36,473.000		1,055,815.17	1,015,302.17
MLC5	639750900	28,040.000		795,517.54	780,552.00
MLD1	639750900	137,948.000		4,220,332.26	3,840,070.86
MLD6	639750900	2,290.000		62,057.38	63,746.94
	JAPAN REAL ESTATE INVESTMENT	REIT			
		100.000		554,381.46	437,303.42
MLD0	639758903	100.000		554,381.46	437,303.42
	NEOGEN CORP	COMMON STOCK USD.16			
		108,599.000		2,300,479.50	1,653,962.77
MLBY	640491106	108,599.000		2,300,479.50	1,653,962.77
	HMM CO LTD	COMMON STOCK KRW5000.0			
		2,454.000		52,715.81	37,940.45
MLC5	640586905	2,454.000		52,715.81	37,940.45
	S OIL CORP	COMMON STOCK KRW2500.0			
		16,066.000		1,138,067.67	1,059,631.79
MLC2	640605903	8,405.000		631,723.84	554,351.13
MLD2	640605903	7,661.000		506,343.83	505,280.66
	QUICK CO LTD	COMMON STOCK			
		7,700.000		112,956.17	123,251.35
MLD6	640674909	7,700.000		112,956.17	123,251.35
	HANWHA SOLUTIONS CORP	COMMON STOCK KRW5000.0			
		18,359.000		691,406.89	624,307.63
MLD2	640776902	18,359.000		691,406.89	624,307.63

DCMT COMPOSITE
COMPOSITE
SCHEDULE H, LINE 4I - SCHEDULE OF ASSETS
(HELD AT END OF YEAR)

(A) FUND	(B) IDENTITY OF ISSUER	(C) DESCRIPTION OF INVESTMENT SHARES/PAR	RATE	MAT DATE (D) COST	(E) CURRENT VALUE
	HANG SENG BANK LTD	COMMON STOCK			
		64,000.000		1,031,458.56	1,064,350.19
MLX7	640837001	64,000.000		1,031,458.56	1,064,350.19
	SAMSUNG SECURITIES CO LTD	COMMON STOCK KRW5000.			
		1,478.000		51,702.17	36,760.06
MLC5	640844908	1,478.000		51,702.17	36,760.06
	HANKYU HANSHIN HOLDINGS INC	COMMON STOCK			
		6,500.000		189,832.96	193,110.77
MLX7	640866000	6,500.000		189,832.96	193,110.77
	CHAROEN POKPHAND FOODS NVDR	NVDR THB1.0			
		521,400.000		357,223.69	373,342.57
MLD2	641087903	521,400.000		357,223.69	373,342.57
	DR. REDDY S LABORATORIES	COMMON STOCK INR5.			
		10,162.000		562,694.00	520,186.80
MLX7	641095906	10,162.000		562,694.00	520,186.80
	NETAPP INC	COMMON STOCK USD.001			
		6,646.000		449,336.06	399,158.76
MLS2	64110D104	6,646.000		449,336.06	399,158.76
	NETFLIX INC	COMMON STOCK USD.001			
		13,083.000		5,106,075.11	3,857,915.04
MLBX	64110L106	3,125.000		1,559,301.34	921,500.00
MLX1	64110L106	5,335.000		1,577,956.81	1,573,184.80
MLX5	64110L106	4,623.000		1,968,816.96	1,363,230.24
	NEUROCRINE BIOSCIENCES INC	COMMON STOCK USD.001			
		18,993.000		1,739,251.94	2,268,523.92
MLS2	64125C109	9,511.000		797,165.44	1,135,993.84
MLX7	64125C109	9,482.000		942,086.50	1,132,530.08
	ADVANCED INFO SERVICE FOR RG	FOREIGN SH. THB1.0 A			

DCMT COMPOSITE
COMPOSITE
SCHEDULE H, LINE 4I - SCHEDULE OF ASSETS
(HELD AT END OF YEAR)

(A) FUND	(B) IDENTITY OF ISSUER	(C) DESCRIPTION OF INVESTMENT SHARES/PAR	RATE	MAT DATE (D) COST	(E) CURRENT VALUE
		CAPITALAND INTEGRATED COMMER REIT			
MLD0	642012900	237,790.000 237,790.000		351,748.73 351,748.73	361,684.76 361,684.76
		RESONA HOLDINGS INC COMMON STOCK			
MLX7	642155907	97,900.000 97,900.000		391,941.20 391,941.20	536,596.92 536,596.92
		FAR EASTONE TELECOMM CO LTD COMMON STOCK TWD10.			
MLX7	642185904	185,000.000 185,000.000		470,180.56 470,180.56	396,658.59 396,658.59
		THAI UNION GROUP PCL NVDR NVDR THB.25			
MLD2	642272900	1,014,800.000 1,014,800.000		496,823.26 496,823.26	495,167.32 495,167.32
		ALUMINUM CORP OF CHINA LTD H COMMON STOCK CNY1.0			
MLC4	642539902	2,870,875.000 2,870,875.000		1,684,152.68 1,684,152.68	1,221,187.20 1,221,187.20
		HINO MOTORS LTD COMMON STOCK			
MLD6	642830004	441,400.000 441,400.000		1,920,417.96 1,920,417.96	1,682,702.64 1,682,702.64
		HITACHI LTD COMMON STOCK			
MLDW	642910004	30,200.000 29,000.000		1,466,167.82 1,395,439.93	1,531,457.81 1,470,605.18
MLX5	642910004	1,200.000		70,727.8900	
NGK NG 0 -10 -19.5 T -19.5 T		HIUSD.1THAI UNION GROUP PCL NVDR		NVDR THB.22222222222222222222	
NDATd 0 -		HITACHI LTD		COMMON STOCK	

DCMT COMPOSITE
COMPOSITE
SCHEDULE H, LINE 4I - SCHEDULE OF ASSETS
(HELD AT END OF YEAR)

(A) FUND	(B) IDENTITY OF ISSUER	(C) DESCRIPTION OF INVESTMENT SHARES/PAR	RATE	MAT DATE (D) COST	(E) CURRENT VALUE
	HONG KONG + CHINA GAS	COMMON STOCK			
		368,200.000		489,064.70	350,039.91
MLX7	643655004	368,200.000		489,064.70	350,039.91
	HORIBA LTD	COMMON STOCK			
		15,000.000		775,969.95	651,407.78
MLD6	643794001	15,000.000		775,969.95	651,407.78
	HON HAI PRECISION INDUSTRY	COMMON STOCK TWD10.			
		526,000.000		1,715,760.21	1,709,664.72
MLC5	643856909	526,000.000		1,715,760.21	1,709,664.72
	CAPITEC BANK HOLDINGS LTD	COMMON STOCK ZAR.01			
		9,749.000		1,035,533.12	1,064,895.62
MLC2	644085904	7,429.000		860,942.14	811,479.08
MLX7	644085904	2,320.000		174,590.98	253,416.54
	HOYA CORP	COMMON STOCK			
		47,900.000		4,797,598.70	4,612,296.80
MLDW	644150005	17,000.000		1,983,860.63	1,636,932.06
MLD6	644150005	6,100.000		555,908.90	587,369.74
MLX1	644150005	24,800.000		2,257,829.17	2,387,995.00
	BHARTI AIRTEL LTD	COMMON STOCK INR5.0			
		304,346.000		3,004,476.61	2,973,930.94
MLC2	644232902	153,066.000		1,524,601.47	1,495,691.46
MLD3	644232902	138,272.000		1,349,532.86	1,351,131.21
MLX5	644232902	13,008.000		130,342.28	127,108.27
	HYUNDAI MOBIS CO LTD	COMMON STOCK KRW5000.			
		23,461.000		5,062,543.01	3,719,992.49
MLC5	644954000	546.000		87,034.50	86,574.14
MLD1	644954000	22,915.000		4,975,508.51	3,633,418.35
	SK HYNIX INC	COMMON STOCK KRW5000.			
		189,045.000		14,836,978.18	11,212,633.44
MLC2	645026907	6,234.000		474,072.40	369,750.89
MLC4	645026907	43,640.000		3,026,117.29	2,588,374.85
MLD1	645026907	62,934.000		5,736,183.08	3,732,740.21
MLD2	645026907	14,600.000		913,496.23	865,954.92
MLD6	645026907	4,851.000		477,727.62	287,722.42
MLD8	645026907	56,786.000		4,209,381.56	3,368,090.15
	HYUNDAI ENGINEERING + CONST	COMMON STOCK KRW5000.			
		28,703.000		843,930.09	792,198.26
MLC5	645098005	28,703.000		843,930.09	792,198.26

DCMT COMPOSITE
COMPOSITE
SCHEDULE H, LINE 4I - SCHEDULE OF ASSETS
(HELD AT END OF YEAR)

(A) FUND	(B) IDENTITY OF ISSUER	(C) DESCRIPTION OF INVESTMENT SHARES/PAR	RATE	MAT DATE (D) COST	(E) CURRENT VALUE
		HYUNDAI MOTOR CO		COMMON STOCK KRW5000.	
				24,501.000	3,544,931.31
MLD2	645105909			5,110.000	732,615.48
MLD6	645105909			19,391.000	2,812,315.83
		ISRAEL DISCOUNT BANK A		COMMON STOCK ILS.1	
				180,229.000	944,868.03
MLD6	645127903			180,229.000	944,868.03
		EIZO CORP		COMMON STOCK	
				4,200.000	168,092.35
MLD6	645181900			4,200.000	168,092.35
		ICL GROUP LTD		COMMON STOCK ILS1.0	
				73,108.000	581,387.40
MLX7	645553900			73,108.000	581,387.40
		INTL CONTAINER TERM SVCS INC		COMMON STOCK PHP1.	
				42,840.000	163,215.83
MLC5	645581000			42,840.000	163,215.83
		INVENTEC CORP		COMMON STOCK TWD10.	
				243,000.000	212,659.15
MLX7	645993908			243,000.000	212,659.15
		CHINA GAS HOLDINGS LTD		COMMON STOCK HKD.01	
				207,600.000	284,286.76
MLX7	646079905			207,600.000	284,286.76
		HYUNDAI STEEL CO		COMMON STOCK KRW5000.	
				10,353.000	365,735.96
MLC5	646185900			10,353.000	365,735.96
		INDUSTRIAL BANK OF KOREA		COMMON STOCK KRW5000.	
				74,232.000	566,423.23
MLC5	646297903			74,232.000	566,423.23
		GALAXY ENTERTAINMENT GROUP L		COMMON STOCK	
				748,132.000	4,308,197.77
	4,114	4,600.000	58700		54,4
				748,132.000	4,308,197.77
1,7580 OMON	2,4 40 0 T3	207DW 1P	j4678 07 0 -19.5 Td ()	7.77	1P j 08 1P j 08

DCMT COMPOSITE
COMPOSITE
SCHEDULE H, LINE 4I - SCHEDULE OF ASSETS
(HELD AT END OF YEAR)

(A) FUND	(B) IDENTITY OF ISSUER	(C) DESCRIPTION OF INVESTMENT SHARES/PAR	RATE	MAT DATE (D) COST	(E) CURRENT VALUE
	ITOCHU ENEX CO LTD	COMMON STOCK			
		16,700.000		153,886.51	132,896.28
MLD6	646782003	16,700.000		153,886.51	132,896.28
	JSR CORP	COMMON STOCK			
		10,900.000		276,721.86	213,795.14
MLDW	647098003	10,900.000		276,721.86	213,795.14
	JARDINE MATHESON HLDGS LTD	COMMON STOCK USD.25			
		18,900.000		1,005,366.72	962,010.00
MLX7	647211002	18,900.000		1,005,366.72	962,010.00
	JGC HOLDINGS CORP	COMMON STOCK			
		32,000.000		431,857.04	406,957.44
MLDW	647346006	32,000.000		431,857.04	406,957.44
	JAPAN TOBACCO INC	COMMON STOCK			
		46,400.000		952,676.10	935,771.72
MLD6	647453901	46,400.000		952,676.10	935,771.72
	AS ONE CORP	COMMON STOCK			
		14,800.000		905,889.23	646,087.38
MLDW	648092906	14,800.000		905,889.23	646,087.38
	KAJIMA CORP	COMMON STOCK			
		21,500.000		234,868.91	250,286.10
MLD6	648132009	21,500.000		234,868.91	250,286.10
	NEW RELIC INC	COMMON STOCK USD.001			
		25,091.000		1,540,810.46	1,416,386.95
MLGN	64829B100	25,091.000		1,540,810.46	1,416,386.95
	KANEKA CORP	COMMON STOCK			
		76,900.000		2,619,879.22	1,917,473.19
MLDS	648336006	76,900.000		2,619,879.22	1,917,473.19
	KANEKO SEEDS CO LTD	COMMON STOCK			
		10,200.000		102,298.97	110,700.67
MLD6	648340909	10,200.000		102,298.97	110,700.67
	KANSAI ELECTRIC POWER CO INC	COMMON STOCK			
		16,400.000		162,109.04	158,972.30
MLX7	648348001	16,400.000		162,109.04	158,972.30
	KAO CORP	COMMON STOCK			
		4,100.000		163,475.48	163,291.52
MLX5	648380004	4,100.000		163,475.48	163,291.52

DCMT COMPOSITE
COMPOSITE
SCHEDULE H, LINE 4I - SCHEDULE OF ASSETS
(HELD AT END OF YEAR)

(A) FUND	(B) IDENTITY OF ISSUER	(C) DESCRIPTION OF INVESTMENT SHARES/PAR	RATE	MAT DATE (D) COST	(E) CURRENT VALUE
	KAWASAKI HEAVY INDUSTRIES	COMMON STOCK			
		44,000.000		942,524.31	1,030,429.35
MLDS	648462000	44,000.000		942,524.31	1,030,429.35
	DAOL INVESTMENT + SECURITIES	COMMON STOCK KRW5000.0			
		81,110.000		194,543.49	179,603.01
MLD6	648576908	81,110.000		194,543.49	179,603.01
	KIA CORP	COMMON STOCK KRW5000.0			
		102,191.000		6,431,778.12	4,792,349.78
MLC2	649092905	9,201.000		528,645.42	431,490.15
MLC5	649092905	7,746.000		334,430.05	363,256.47
MLD1	649092905	75,690.000		4,980,558.15	3,549,558.72
MLD6	649092905	9,554.000		588,144.50	448,044.44
	KEYENCE CORP	COMMON STOCK			
		38,625.000		16,976,463.69	15,052,465.05
MLDI	649099009	9,595.000		4,503,979.16	3,739,246.66
MLDW	649099009	8,300.000		3,874,233.29	3,234,575.01
MLD6	649099009	3,400.000		2,230,684.14	1,325,006.63
MLX1	649099009	10,100.000		3,378,094.62	3,936,049.11
MLX5	649099009	1,100.000		476,967.54	428,678.62
MLX8	649099009	6,130.000		2,512,504.94	2,388,909.02
	KINGBOARD HOLDINGS LTD	COMMON STOCK HKD.1			
		64,000.000		326,397.65	203,768.12
MLC5	649131901	64,000.000		326,397.65	203,768.12
	KRUNG THAI BANK PUB CO FOREI	FOREIGN SH. THB5.15 A			
		304,000.000		142,176.64	155,357.30
MLX7	649283900	304,000.000		142,176.64	155,357.30
	KINTETSU GROUP HOLDINGS CO L	COMMON STOCK			
		16,900.000		671,760.65	557,804.39
MLX7	649296001	16,900.000		671,760.65	557,804.39
	KIRIN HOLDINGS CO LTD	COMMON STOCK			
		202,900.000		3,345,421.76	3,092,439.28
MLDS	649374006	131,600.000		2,231,215.66	2,005,741.79
MLX7	649374006	71,300.000		1,114,206.10	1,086,697.49
	KOBE STEEL LTD	COMMON STOCK			
		162,100.000		932,332.53	788,724.09
MLDS	649602000	144,000.000		851,124.74	700,655.58
MLD6	649602000	18,100.000		81,207.79	88,068.51
	KOMATSU LTD	COMMON STOCK			
		13,900.000		304,937.81	302,977.76

DCMT COMPOSITE
COMPOSITE
SCHEDULE H, LINE 4I - SCHEDULE OF ASSETS
(HELD AT END OF YEAR)

(A) FUND	(B) IDENTITY OF ISSUER	(C) DESCRIPTION OF INVESTMENT SHARES/PAR	RATE	MAT DATE (D) COST	(E) CURRENT VALUE
MLX5	649658002	13,900.000		304,937.81	302,977.76
	KONAMI GROUP CORP	COMMON STOCK			
		5,000.000		228,319.58	226,230.63
MLX7	649668001	5,000.000		228,319.58	226,230.63
	HANWHA CORPORATION	COMMON STOCK KRW5000.0			
		23,228.000		478,067.29	471,172.95
MLD6	649675907	23,228.000		478,067.29	471,172.95
	OCI CO LTD	COMMON STOCK KRW5000.			
		5,000.000		467,320.38	319,493.87
MLD2	649700903	5,000.000		467,320.38	319,493.87
	KUALA LUMPUR KEPONG BHD	COMMON STOCK			
		35,600.000		204,585.16	180,707.38
MLC5	649744000	4,200.000		28,392.15	21,319.41
MLX7	649744000	31,400.000		176,193.01	159,387.97
	KURARAY CO LTD	COMMON STOCK			
		17,700.000		158,541.87	141,927.32
MLD6	649766003	17,700.000		158,541.87	141,927.32
	KYOEI SANGYO CO LTD	COMMON STOCK			
		9,600.000		123,267.29	118,885.90
MLD6	649840006	9,600.000		123,267.29	118,885.90
	KYOKUTO KAIHATSU KOGYO CO	COMMON STOCK			
		7,200.000		117,950.06	78,741.90
MLD6	649908001	7,200.000		117,950.06	78,741.90
	KYOCERA CORP	COMMON STOCK			
		9,000.000		567,990.86	446,913.49
MLD6	649926003	9,000.000		567,990.86	446,913.49
	KUMHO PETROCHEMICAL CO LTD	COMMON STOCK KRW5000.0			
		1,374.000		330,554.25	136,911.03
MLC5	649932001	1,374.000		330,554.25	136,911.03
	TOKIO MARINE HOLDINGS INC	COMMON STOCK			
		205,800.000		3,791,857.03	4,410,167.11
MLDW	651312902	153,400.000		2,829,947.18	3,287,267.42
MLD6	651312902	8,800.000		163,623.75	188,578.57
MLX5	651312902	3,600.000		68,501.74	77,145.78
MLX8	651312902	40,000.000		729,784.36	857,175.34
	NEWMONT CORP	COMMON STOCK USD1.6			
		105,354.000		6,407,373.08	4,972,708.80
MLS2	651639106	105,354.000		6,407,373.08	4,972,708.80

DCMT COMPOSITE
COMPOSITE
SCHEDULE H, LINE 4I - SCHEDULE OF ASSETS
(HELD AT END OF YEAR)

(A) FUND	(B) IDENTITY OF ISSUER	(C) DESCRIPTION OF INVESTMENT SHARES/PAR	RATE	MAT DATE (D) COST	(E) CURRENT VALUE
	LITE ON TECHNOLOGY CORP	COMMON STOCK TWD10.			
		578,000.000		1,245,063.42	1,199,798.28
MLC5	651948903	443,000.000		939,258.00	919,568.58
MLX7	651948903	135,000.000		305,805.42	280,229.70
	LG ELECTRONICS INC	COMMON STOCK KRW5000.			
		60,279.000		5,977,240.10	4,123,474.50
MLC5	652073909	3,179.000		239,227.07	217,464.22
MLD1	652073909	57,100.000		5,738,013.03	3,906,010.28
	SINOPAC FINANCIAL HOLDINGS	COMMON STOCK TWD10.			
		610,040.000		263,352.44	332,454.98
MLC5	652587908	610,040.000		263,352.44	332,454.98
	MARUBUN CORP	COMMON STOCK			
		35,700.000		219,366.47	256,227.22
MLD6	652650904	35,700.000		219,366.47	256,227.22
	ORACLE FINANCIAL SERVICES	COMMON STOCK INR5.			
		7,029.000		260,911.43	257,013.48
MLC5	652844903	7,029.000		260,911.43	257,013.48
	SL CORP	COMMON STOCK KRW500.0			
		11,580.000		264,815.42	210,170.82
MLC5	652979907	11,580.000		264,815.42	210,170.82
SI69.600	67 LLLLLL8580.000	67 594,9999A		46EX,Dd4X0111AE TdMAL	(D) 0 0 Td 0 -19.5 Td (
	GEELY AUTOMOBILE HOLDINGS LT	COMMON STOCK HKD.02			
		2,1003(E		2,1003(E	1A8M 210,170.82)Tj 0 0 T4X011113G.

DCMT COMPOSITE
COMPOSITE
SCHEDULE H, LINE 4I - SCHEDULE OF ASSETS
(HELD AT END OF YEAR)

(A) FUND	(B) IDENTITY OF ISSUER	(C) DESCRIPTION OF INVESTMENT SHARES/PAR	RATE	MAT DATE (D) COST	(E) CURRENT VALUE
MLX7	653551903	82,300.000		425,023.03	308,956.50
	BOC HONG KONG HOLDINGS LTD	COMMON STOCK			
		271,000.000		926,305.35	923,593.36
MLD2	653611905	53,500.000		177,539.47	182,333.01
MLX7	653611905	217,500.000		748,765.88	741,260.35
	NICE LTD SPON ADR	ADR			
		1,601.000		402,354.83	307,872.30
MLD6	653656108	466.000		136,566.19	89,611.80
MLX5	653656108	1,135.000		265,788.64	218,260.50
	BYD CO LTD H	COMMON STOCK CNY1.0			
		122,500.000		3,420,475.21	3,022,889.32
MLC2	653665901	65,000.000		1,810,898.35	1,603,982.09
MLC5	653665901	6,500.000		237,782.02	160,398.21
MLD3	653665901	51,000.000		1,371,794.84	1,258,509.02
	LX INTERNATIONAL CORP	COMMON STOCK KRW5000.0			
		8,321.000		124,079.00	223,406.84
MLC5	653711903	8,321.000		124,079.00	223,406.84
	NIKE INC CL B	COMMON STOCK			
		276,553.000		28,439,125.70	32,359,466.53
MLBF	654106103	152,080.000		16,128,862.15	17,794,880.80
MLBO	654106103	48,017.000		4,066,720.61	5,618,469.17
MLBX	654106103	8,846.000		1,155,589.90	1,035,070.46
MLEF	654106103	61,367.000		6,435,563.75	7,180,552.67
MLX5	654106103	6,243.000		652,389.29	730,493.43
	NS SOLUTIONS CORP	COMMON STOCK			
		1,900.000		64,576.64	46,079.81
MLD6	654468909	1,900.000		64,576.64	46,079.81
	ABU DHABI COMMERCIAL BANK	COMMON STOCK AED1.			
		61,084.000		125,421.56	149,689.19
MLC5	654546902	61,084.000		125,421.56	149,689.19
	SOHGO SECURITY SERVICES CO	COMMON STOCK			
		30,200.000		782,723.41	822,835.27
MLDS	654635903	30,200.000		782,723.41	822,835.27
	NLIGHT INC	COMMON STOCK			
		28,662.000		345,295.79	290,632.68
MLGN	65487K100	28,662.000		345,295.79	290,632.68
	NOKIA CORP SPON ADR	ADR NPV			
		252,101.000		1,459,566.69	1,169,748.64
MLD6	654902204	252,101.000		1,459,566.69	1,169,748.64

DCMT COMPOSITE
COMPOSITE
SCHEDULE H, LINE 4I - SCHEDULE OF ASSETS
(HELD AT END OF YEAR)

(A) FUND	(B) IDENTITY OF ISSUER	(C) DESCRIPTION OF INVESTMENT SHARES/PAR	RATE	MAT DATE (D) COST	(E) CURRENT VALUE
	SUPALAI PCL NVDR	NVDR THB1.0			
		162,900.000		101,149.99	114,291.04
MLC5	655474906	162,900.000		101,149.99	114,291.04
	ALLIANCE BANK MALAYSIA BHD	COMMON STOCK			
		145,700.000		113,757.90	121,389.10
MLC5	655693901	145,700.000		113,757.90	121,389.10
	MISC BHD	COMMON STOCK			
		94,700.000		150,187.75	161,237.23
MLX7	655799005	94,700.000		150,187.75	161,237.23
	NORFOLK SOUTHERN CORP	COMMON STOCK USD1.0			
		4,389.000		1,051,147.19	1,081,537.38
MLS2	655844108	4,389.000		1,051,147.19	1,081,537.38
	NAVER CORP	COMMON STOCK KRW100.0			
		3,485.000		563,513.90	489,195.33
MLC5	656039906	3,485.000		563,513.90	489,195.33
	CHINA OILFIELD SERVICES H	COMMON STOCK CNY1.0			
		612,000.000		739,345.75	744,127.77
MLD2	656099900	436,000.000		535,142.62	530,130.24
MLX7	656099900	176,000.000		204,203.13	213,997.53
	ADVANCED INTERNATIONAL MULTI	COMMON STOCK TWD10.			
		38,000.000		116,215.38	117,330.12
MLC5	656299906	38,000.000		116,215.38	117,330.12
	SUMITOMO MITSUI FINANCIAL GR	COMMON STOCK			
		114,600.000		3,918,024.53	4,599,807.49
MLDS	656302908	102,100.000		3,416,753.60	4,098,083.29
MLX8	656302908	12,500.000		501,270.93	501,724.20
	MTN GROUP LTD	COMMON STOCK ZAR.0001			
		57,708.000		425,206.16	431,750.13
MLD0	656320900	23,800.000		234,899.27	178,062.89
MLX5	656320900	33,908.000		190,306.89	253,687.24
	CAPITALAND ASCENDAS REIT	REIT			
		160,080.000		341,713.02	327,034.89
MLD0	656387909	160,080.000		341,713.02	327,034.89
	ANGLOGOLD ASHANTI LTD	COMMON STOCK ZAR.25			
		59,374.000		1,092,263.45	1,148,851.13
MLD3	656565900	46,797.000		845,771.78	905,493.76
MLX7	656565900	12,577.000		246,491.67	243,357.37

DCMT COMPOSITE
COMPOSITE
SCHEDULE H, LINE 4I - SCHEDULE OF ASSETS
(HELD AT END OF YEAR)

(A) FUND	(B) IDENTITY OF ISSUER	(C) DESCRIPTION OF INVESTMENT SHARES/PAR	RATE (D) COST	MAT DATE	(E) CURRENT VALUE
	MARUBENI CORP	COMMON STOCK			
		442,900.000	3,932,412.55		5,085,403.01
MLD1	656946001	426,800.000	3,768,508.34		4,900,541.89
MLD6	656946001	16,100.000	163,904.21		184,861.12
	PANASONIC HOLDINGS CORP	COMMON STOCK			
		435,400.000	4,333,592.19		3,664,494.30
MLDS	657270005	435,400.000	4,333,592.19		3,664,494.30
	MEIJI SHIPPING CO LTD	COMMON STOCK			
		42,700.000	221,062.26		222,650.35
MLD6	657624003	42,700.000	221,062.26		222,650.35
	L+F CO LTD	COMMON STOCK KRW500.0			
		10,764.000	1,671,739.01		1,476,911.03
MLD3	657860904	10,764.000	1,671,739.01		1,476,911.03
	SINOTRANS LIMITED H	COMMON STOCK CNY1.0			
		327,000.000	120,229.70		106,417.08
MLC5	657901906	327,000.000	120,229.70		106,417.08
	SUN PHARMACEUTICAL INDUS	COMMON STOCK INR1.			
		36,388.000	433,439.18		439,840.45
MLC2	658248901	29,240.000	359,665.19		353,438.90
MLC5	658248901	7,148.000	73,773.99		86,401.55
	MILBON CO LTD	COMMON STOCK			
		11,900.000	611,760.38		515,881.62
MLDW	658611900	11,900.000	611,760.38		515,881.62
	HANDOK INC	COMMON STOCK KRW500.0			
		8,797.000	105,695.56		116,528.07
MLD6	658990908	8,797.000	105,695.56		116,528.07
	CREDIT SAISON CO LTD	COMMON STOCK			
		237,400.000	2,678,763.81		3,060,497.93
MLDS	659180004	237,400.000	2,678,763.81		3,060,497.93
	MISUMI GROUP INC	COMMON STOCK			
		24,600.000	665,870.57		536,764.56
MLDW	659517908	24,600.000	665,870.57		536,764.56

DCMT COMPOSITE
COMPOSITE
SCHEDULE H, LINE 4I - SCHEDULE OF ASSETS
(HELD AT END OF YEAR)

(A) FUND	(B) IDENTITY OF ISSUER	(C) DESCRIPTION OF INVESTMENT SHARES/PAR	RATE	MAT DATE (D) COST	(E) CURRENT VALUE
MLDS	659706006	16,900.000		519,321.26	670,389.94
MLD6	659706006	83,600.000		2,957,352.77	3,316,248.44
	MITSUI + CO LTD	COMMON STOCK			
		24,800.000		576,131.53	724,198.72
MLX5	659730006	24,800.000		576,131.53	724,198.72
	MITSUI OSK LINES LTD	COMMON STOCK			
		209,900.000		4,732,889.26	5,233,779.23
MLD6	659758007	209,900.000		4,732,889.26	5,233,779.23
	MIURA CO LTD	COMMON STOCK			
		24,300.000		1,098,973.23	559,869.64
MLDW	659777007	24,300.000		1,098,973.23	559,869.64
	MITSUBISHI MOTORS CORP	COMMON STOCK			
		121,300.000		374,626.43	468,854.45
MLDS	659844005	121,300.000		374,626.43	468,854.45
	POWERTECH TECHNOLOGY INC	COMMON STOCK TWD10.			
		45,000.000		154,722.20	115,957.12
MLC5	659967905	45,000.000		154,722.20	115,957.12
	DIVI S LABORATORIES LTD	COMMON STOCK INR2.			
		4,384.000		178,305.50	181,443.44
MLX7	660251901	4,384.000		178,305.50	181,443.44
	FIRSTRAND LTD	COMMON STOCK ZAR.01			
		225,844.000		929,266.33	824,533.02
MLC2	660699901	225,844.000		929,266.33	824,533.02
	MURATA MANUFACTURING CO LTD	COMMON STOCK			
		18,300.000		1,092,761.50	913,717.08
MLDW	661040006	18,300.000		1,092,761.50	913,717.08
	AP THAILAND PCL NVDR	NVDR THB1.0			
		211,200.000		67,102.77	70,735.38
MLC5	661267906	211,200.000		67,102.77	70,735.38
	SEIKO EPSON CORP	COMMON STOCK			

DCMT COMPOSITE
COMPOSITE
SCHEDULE H, LINE 4I - SCHEDULE OF ASSETS

DCMT COMPOSITE
COMPOSITE
SCHEDULE H, LINE 4I - SCHEDULE OF ASSETS
(HELD AT END OF YEAR)

(A) FUND	(B) IDENTITY OF ISSUER	(C) DESCRIPTION OF INVESTMENT SHARES/PAR	RATE	MAT DATE (D) COST	(E) CURRENT VALUE
MLX7	665610002	23,300.000		457,250.99	302,143.32
	OBAYASHI CORP	COMMON STOCK			
		40,800.000		286,926.94	308,601.31
MLX7	665640009	40,800.000		286,926.94	308,601.31
	OGAKI KYORITSU BANK LTD/THE	COMMON STOCK			
		12,900.000		215,451.57	183,706.09
MLD6	665648002	12,900.000		215,451.57	183,706.09
	OKUMA CORP	COMMON STOCK			
		5,400.000		190,316.77	192,352.87
MLD6	665778007	5,400.000		190,316.77	192,352.87
	OTTOGI CORPORATION	COMMON STOCK KRW5000.			
		780.000		277,357.40	293,618.03
MLD2	665837902	780.000		277,357.40	293,618.03
	OLYMPUS CORP	COMMON STOCK			
		129,640.000		2,743,240.85	2,310,911.97
MLDI	665880001	121,940.000		2,602,207.21	2,173,654.78
MLX5	665880001	7,700.000		141,033.64	137,257.19
	ORIENT OVERSEAS INTL LTD	COMMON STOCK USD.1			
		147,099.000		2,417,186.63	2,657,410.88
MLC4	665911905	99,599.000		1,619,096.87	1,799,301.60
MLC5	665911905	47,500.000		798,089.76	858,109.28
	ONO ITT2S4/ACEUTICALOMMTD	COMMON STOCK			
		1230800.000		14,92353.9	,92453.45
MLX7	66561.30	13 1230800.000		14,92353.9	,92453.45

DCMT COMPOSITE
COMPOSITE
SCHEDULE H, LINE 4I - SCHEDULE OF ASSETS
(HELD AT END OF YEAR)

(A) FUND	(B) IDENTITY OF ISSUER	(C) DESCRIPTION OF INVESTMENT SHARES/PAR	RATE	MAT DATE (D) COST	(E) CURRENT VALUE
	NORTHROP GRUMMAN CORP	COMMON STOCK USD1.0			
		35,875.000		13,994,060.86	19,573,758.75
MLBF	666807102	23,377.000		7,935,051.32	12,754,724.97
MLD8	666807102	11,224.000		5,620,846.48	6,123,926.64
MLS2	666807102	1,182.000		406,604.33	644,911.02
MLX5	666807102	92.000		31,558.73	50,196.12
	CHINA WATER AFFAIRS GROUP	COMMON STOCK HKD.01			
		966,000.000		869,817.28	798,301.08
MLD2	667147904	966,000.000		869,817.28	798,301.08
	WISTRON CORP	COMMON STOCK TWD10.			
		1,243,000.000		1,152,107.64	1,188,989.93
MLC5	667248900	927,000.000		820,575.88	886,720.57
MLD6	667248900	316,000.000		331,531.76	302,269.36
	INDUSTRIES QATAR	COMMON STOCK QAR1.0			
		14,166.000		78,048.49	49,829.47
MLC5	667357909	14,166.000		78,048.49	49,829.47
	PPB GROUP BERHAD	COMMON STOCK			
		32,600.000		112,492.72	129,067.88
MLX7	668166002	32,600.000		112,492.72	129,067.88
	FLEXIUM INTERCONNECT INC	966,000.000		869,817.28	798,301.08
MLD2	667147904	72 667357909 04.33		644,911.02	

DCMT COMPOSITE
COMPOSITE
SCHEDULE H, LINE 4I - SCHEDULE OF ASSETS
(HELD AT END OF YEAR)

(A) FUND	(B) IDENTITY OF ISSUER	(C) DESCRIPTION OF INVESTMENT SHARES/PAR	RATE	MAT DATE (D) COST	(E) CURRENT VALUE
MLC5	669511909	20,829.000		514,486.27	402,078.00
	POU CHEN	COMMON STOCK TWD10.			

DCMT COMPOSITE
COMPOSITE
SCHEDULE H, LINE 4I - SCHEDULE OF ASSETS
(HELD AT END OF YEAR)

(A) FUND	(B) IDENTITY OF ISSUER	(C) DESCRIPTION OF INVESTMENT SHARES/PAR	RATE	MAT DATE (D) COST	(E) CURRENT VALUE
MLS2	67103H107	3,167.000		1,652,453.73	2,673,043.01
	OSI SYSTEMS INC	COMMON STOCK			
		11,154.000		1,036,766.25	886,966.08
MLGN	671044105	11,154.000		1,036,766.25	886,966.08
	QATAR ISLAMIC BANK	COMMON STOCK QAR1.0			
		81,417.000		551,665.08	414,937.74
MLC5	671398907	81,417.000		551,665.08	414,937.74
	GREAT WALL MOTOR COMPANY H	COMMON STOCK CNY1.0			
		291,500.000		376,716.01	379,456.63
MLX7	671825909	291,500.000		376,716.01	379,456.63
	CHINA LIFE INSURANCE CO H	COMMON STOCK CNY1.0			
		210,000.000		354,251.07	360,540.43
MLD6	671897908	210,000.000		354,251.07	360,540.43
	ZIJIN MINING GROUP CO LTD H	COMMON STOCK CNY.1			
		2,152,493.000		2,714,484.76	2,917,811.89
MLC4	672529906	2,152,493.000		2,714,484.76	2,917,811.89
	TVS MOTOR CO LTD	COMMON STOCK INR1.			
		113,514.000		1,460,671.24	1,488,730.69
MLC2	672654902	43,580.000		576,240.66	571,549.62
MLC5	672654902	53,445.000		677,873.43	700,928.62
MLX7	672654902	16,489.000		206,557.15	216,252.45
	JINDAL STEEL + POWER LTD	COMMON STOCK INR1.			
		144,031.000		835,812.04	1,015,772.84
MLC5	672681905	144,031.000		835,812.04	1,015,772.84
	BANK NEGARA INDONESIA PERSER	COMMON STOCK IDR7500.			
		471,300.000		286,857.74	279,283.28
MLD2	672712908	471,300.000		286,857.74	279,283.28
	MMG LTD	COMMON STOCK			
		2,580,000.000		657,618.78	661,118.91
MLD6	672879905	2,580,000.000		657,618.78	661,118.91
	SBI SHINSEI BANK LTD	COMMON STOCK			
		12,400.000		180,482.60	201,865.93
MLDS	673093902	12,400.000		180,482.60	201,865.93
	RIX CORP	COMMON STOCK			
		9,300.000		135,179.57	150,130.74
MLD6	673538906	9,300.000		135,179.57	150,130.74

DCMT COMPOSITE
COMPOSITE
SCHEDULE H, LINE 4I - SCHEDULE OF ASSETS
(HELD AT END OF YEAR)

(A) FUND	(B) IDENTITY OF ISSUER	(C) DESCRIPTION OF INVESTMENT SHARES/PAR	RATE	MAT DATE (D) COST	(E) CURRENT VALUE
	RICOH CO LTD	COMMON STOCK			
		551,100.000		5,130,679.67	4,205,977.49
MLDS	673822003	498,500.000		4,622,325.29	3,804,535.98
MLX7	673822003	52,600.000		508,354.38	401,441.51
	AIRPORTS OF THAILAND PC NVDR	NVDR THB1.0			
		282,300.000		563,693.20	611,303.59
MLC2	674120902	282,300.000		563,693.20	611,303.59
	BIOCON LTD	COMMON STOCK INR5.			
		36,004.000		150,323.26	114,000.34
MLX7	674125901	36,004.000		150,323.26	114,000.34
	SHANDONG WEIGAO GP MEDICAL H	COMMON STOCK CNY1.			
		233,600.000		389,317.44	383,699.06
MLX7	674234901	233,600.000		389,317.44	383,699.06
	JAPAN EXCHANGE GROUP INC	COMMON STOCK			
		51,300.000		1,122,789.67	737,744.89
MLDW	674388905	51,300.000		1,122,789.67	737,744.89
	WEICHAI POWER CO LTD H	COMMON STOCK CNY1.0			
		4,834,506.000		7,299,605.39	6,491,473.09
MLC4	674395900	1,307,880.000		1,826,012.91	1,756,139.68
MLD1	674395900	3,526,626.000		5,473,592.48	4,735,333.41
	SAMVARDHANA MOTHERSON INTERN	COMMON STOCK INR1.0			
		804,492.000		813,901.44	722,029.87
MLC2	674399902	804,492.000		813,901.44	722,029.87
	GS YUASA CORP	COMMON STOCK			
		3,100.000		47,293.14	49,808.63
MLD6	674425905	3,100.000		47,293.14	49,808.63
	E INK HOLDINGS INC	COMMON STOCK TWD10.			
		340,200.000		2,020,220.67	1,782,050.08

DCMT COMPOSITE
COMPOSITE
SCHEDULE H, LINE 4I - SCHEDULE OF ASSETS
(HELD AT END OF YEAR)

(A) FUND	(B) IDENTITY OF ISSUER	(C) DESCRIPTION OF INVESTMENT SHARES/PAR	RATE	MAT DATE (D) COST	(E) CURRENT VALUE
MLC5	674480900	64,000.000		799,110.78	902,669.55
		OCCIDENTAL PETROLEUM CORP COMMON STOCK USD.2			
		15,046.000		1,004,705.81	947,747.54
MLX7	674599105	15,046.000		1,004,705.81	947,747.54
		RUENTEX DEVELOPMENT CO LTD COMMON STOCK TWD10.0			
		173,500.000		272,371.99	244,143.58
MLX7	674842901	173,500.000		272,371.99	244,143.58
		RYOHIN KEIKAKU CO LTD COMMON STOCK			
		98,600.000		992,878.10	1,170,242.15
MLDS	675845903	98,600.000		992,878.10	1,170,242.15
		RYODEN CORP COMMON STOCK			
		10,800.000		131,810.58	138,657.77
MLD6	676300007	10,800.000		131,810.58	138,657.77
		SMC CORP COMMON STOCK			
		2,300.000		1,286,847.28	968,843.08
MLDW	676396005	1,900.000		1,077,948.90	800,348.63
MLX5	676396005	400.000		208,898.38	168,494.45
		SAMSUNG ENGINEERING CO LTD COMMON STOCK KRW5000.			
		36,216.000		690,334.17	637,252.67
MLC5	676523905	16,309.000		340,313.77	286,971.33
MLD2	676523905	19,907.000		350,020.40	350,281.34
		SANKO GOSEI LTD COMMON STOCK			
		32,000.000		105,547.90	99,435.37
MLD6	676934904	32,000.000		105,547.90	99,435.37
		SOFTBANK GROUP CORP COMMON STOCK			
		19,100.000		915,359.35	817,010.12
MLD0	677062903	19,100.000		915,359.35	817,010.12
		SAMSUNG SDI CO LTD PFD COMMON STOCK KRW5000.			
		10,327.000		5,363,938.22	4,826,616.84
MLC2	677164907	6,043.000		3,102,724.95	2,824,367.73
MLC5	677164907	2,891.000		1,521,634.18	1,351,190.98
MLD3	677164907	1,393.000		739,579.09	651,058.13
		SAMSUNG ELECTRO MECHANICS CO COMMON STOCK KRW5000.			
		3,000.000		304,278.69	309,608.54
MLD2	677168908	3,000.000		304,278.69	309,608.54
		SAMSUNG ELECTRONICS CO LTD COMMON STOCK KRW100.0			
		851,259.000		41,807,127.54	37,227,855.04
MLC2	677172009	76,784.000		3,263,381.30	3,357,971.69

DCMT COMPOSITE
COMPOSITE
SCHEDULE H, LINE 4I - SCHEDULE OF ASSETS

DCMT COMPOSITE
COMPOSITE
SCHEDULE H, LINE 4I - SCHEDULE OF ASSETS
(HELD AT END OF YEAR)

(A) FUND	(B) IDENTITY OF ISSUER	(C) DESCRIPTION OF INVESTMENT SHARES/PAR	RATE	MAT DATE (D) COST	(E) CURRENT VALUE	
MLD1	682150008	49,600.000		4,774,999.69	3,772,299.06	
	ON SEMICONDUCTOR	COMMON STOCK USD.01				
		62,306.000		3,401,339.25	3,886,025.22	
MLX1	682189105	52,816.000		3,181,997.58	3,294,133.92	
MLX5	682189105	9,490.000		219,341.67	591,891.30	
	ONESPAN INC	COMMON STOCK USD.001				
		55,832.000		1,086,757.86	624,760.08	
MLGN	68287N100	55,832.000		1,086,757.86	624,760.08	
	OPEN TEXT CORP	COMMON STOCK				
		115,700.000		4,331,705.07	3,425,871.07	
MLD1	683715957	115,700.000		4,331,705.07	3,425,871.07	
	ORACLE CORP	COMMON STOCK USD.01				
		180,947.000		13,770,422.88	14,790,607.78	
MLBX	68389X105	10,792.000		807,571.94	882,138.08	
MLEG	68389X105	70,040.000		5,494,990.95	5,725,069.60	
MLS2	68389X105	69,124.000		5,253,536.78	5,650,195.76	
MLX7	68389X105	6,991.000		548,389.96	571,444.34	
MLX8	68389X105	24,000.000		1,665,933.25	1,961,760.00	
	OPTION CARE HEALTH INC	COMMON STOCK USD.0001				
		27,493.000		651,892.32	827,264.37	
MLEH	68404L201	27,493.000		651,892.32	827,264.37	
	STANLEY ELECTRIC CO LTD	COMMON STOCK				
		56,600.000		1,010,947.74	1,084,856.57	
MLDS	684110000	56,600.000		1,010,947.74	1,084,856.57	
	STOCKLAND	REIT NPV				
		112,100.000		339,787.53	275,954.84	
MLD0	685085003	112,100.000		339,787.53	275,954.84	
	ORASURE TECHNOLOGIES INC	COMMON STOCK USD.000001				
		101,928.000		783,755.43	491,292.96	
MLGN	68554V108	101,928.000		783,755.43	491,292.96	
	SUMITOMO CHEMICLT	684110000		56,600.000	1,010,947.74	1,084,856.57
S	56,600.000	1,010,947.74		1,084,856.57		

DCMT COMPOSITE
COMPOSITE
SCHEDULE H, LINE 4I - SCHEDULE OF ASSETS
(HELD AT END OF YEAR)

(A) FUND	(B) IDENTITY OF ISSUER	(C) DESCRIPTION OF INVESTMENT SHARES/PAR	RATE	MAT DATE (D) COST	(E) CURRENT VALUE
MLDS	685899007	115,100.000		1,164,857.70	1,004,927.81
	SUZUKI MOTOR CORP	COMMON STOCK			
		5,100.000		182,680.78	165,084.69
MLX5	686550005	5,100.000		182,680.78	165,084.69
	SUZUKEN CO LTD	COMMON STOCK			
		22,100.000		613,993.17	597,953.69
MLD6	686556903	22,100.000		613,993.17	597,953.69
	ORMAT TECHNOLOGIES INC	COMMON STOCK USD.001			
		68,446.000		5,325,930.86	5,919,210.08
MLB9	686688102	34,024.000		2,594,973.12	2,942,395.52
MLGN	686688102	34,422.000		2,730,957.74	2,976,814.56
	TELEKOM MALAYSIA BHD	COMMON STOCK			
		432,024.000		491,994.28	529,609.44
MLC5	686839002	432,024.000		491,994.28	529,609.44
	TAKEDA PHARMACE				
MLC5	686839002	151 ORMAT TECHNOLOGIES IN4,6180000.57		4,707 3	597,953.69
IJIN		432,024.000		491,994.28	529,609.44
MLC5	686839002	196,2 ORMAT TECHNOLOGIES IN 9,330.29		234.3	2,942,395.52
SHK SH		68,446.000		5,325,930.86	5,919,210.08
YSMEX		432,024.000		491,994.28	529,609.44
RUMO		432,024.000		491,994.28	529,609.44
	35,4 ORMAT TECHNOLOGIES IN1 239,33	07		7.85	
	,597 ORMAT TECHNOLOGIES INC 187 0,0.34	TECHNOLOGIES I161,8264		2,976,814.56	529,609.44

DCMT COMPOSITE
COMPOSITE
SCHEDULE H, LINE 4I - SCHEDULE OF ASSETS
(HELD AT END OF YEAR)

(A) FUND	(B) IDENTITY OF ISSUER	(C) DESCRIPTION OF INVESTMENT SHARES/PAR	RATE	MAT DATE (D) COST	(E) CURRENT VALUE
	MAZDA MOTOR CORP	COMMON STOCK			
		110,000.000		827,824.72	837,849.10
MLDS	690030002	110,000.000		827,824.72	837,849.10
	TOYOTA TSUSHO CORP	COMMON STOCK			
		1,700.000		64,006.93	62,939.10
MLD6	690058003	1,700.000		64,006.93	62,939.10
	TOYOTA MOTOR CORP	COMMON STOCK			
		83,420.000		1,132,979.43	1,145,922.54
MLX8	690064001	83,420.000		1,132,979.43	1,145,922.54
	TINGYI (CAYMAN ISLN) HLDG CO	COMMON STOCK USD.005			
		184,000.000		298,533.22	324,860.51
MLX7	690355904	184,000.000		298,533.22	324,860.51
	UCHIDA YOKO CO LTD	COMMON STOCK			
		4,900.000		234,827.59	173,799.69
MLD6	691096002	4,900.000		234,827.59	173,799.69
	UEX LTD	COMMON STOCK			
		45,100.000		320,012.77	337,023.76
MLD6	691109904	45,100.000		320,012.77	337,023.76
	UNICHARM CORP	COMMON STOCK			
		19,900.000		751,286.02	764,357.87
MLDW	691148001	17,300.000		664,025.74	664,492.02
MLX5	691148001	2,600.000		87,260.28	99,865.85
	GUANGDONG INVESTMENT LTD	COMMON STOCK			
		266,000.000		440,229.45	272,306.68
MLX7	691316004	266,000.000		440,229.45	272,306.68
	UNITED MICROELECTRONICS CORP	COMMON STOCK TWD10.			
		1,603,327.000		2,040,200.64	2,123,128.27
MLC4	691662902	1,352,327.000		1,930,174.90	1,790,753.65
MLC5	691662902	251,000.000		110,025.74	332,374.62
	MIZRAHI TEFAHOT BANK LTD	COMMON STOCK ILS.1			
		4,865.000		182,770.48	157,042.23
MLD6	691670004	4,865.000		182,770.48	157,042.23
	UNITED OVERSEAS BANK LTD	COMMON STOCK			
		251,456.000		5,189,759.17	5,755,815.09
MLDJ	691678007	56,791.000		1,219,941.67	1,299,943.11
MLD1	691678007	190,565.000		3,876,077.44	4,362,023.19
MLX5	691678007	4,100.000		93,740.06	93,848.79

DCMT COMPOSITE
COMPOSITE
SCHEDULE H, LINE 4I - SCHEDULE OF ASSETS
(HELD AT END OF YEAR)

(A) FUND	(B) IDENTITY OF ISSUER	(C) DESCRIPTION OF INVESTMENT SHARES/PAR	RATE	MAT DATE (D) COST	(E) CURRENT VALUE
		UNIVERSAL ROBINA CORP			
		COMMON STOCK PHP1.			
		61,080.000		170,191.25	149,062.49
MLX7	691951909	61,080.000		170,191.25	149,062.49
		WAN HAI LINES LTD			
		COMMON STOCK TWD10.			
		73,265.000		213,172.34	190,936.43
MLX7	693233900	73,265.000		213,172.34	190,936.43
		P G + E CORP			
		COMMON STOCK			
		49,600.000		626,744.16	806,496.00
MLD0	69331C108	49,600.000		626,744.16	806,496.00
		LUKOIL PJSC SPON ADR			
		ADR RUB.025			
		1,600.000		149,055.37	11,136.00
MLD6	69343P105	1,600.000		149,055.37	11,136.00
		PLDT INC SPON ADR			
		ADR			
		1,583.000		34,994.78	36,092.40
MLC5	69344D408	1,583.000		34,994.78	36,092.40
		PNC FINANCIAL SERVICES GROUP			
		COMMON STOCK USD5.0			
		33,000.000		4,356,442.14	5,212,020.00
MLBM	693475105	33,000.000		4,356,442.14	5,212,020.00
		POSCO HOLDINGS INC SPON ADR			
		ADR			
		2,660.000		159,481.02	144,890.20
MLC5	693483109	2,660.000		159,481.02	144,890.20
		PPL CORP			
		COMMON STOCK USD.01			
		25,100.000		733,777.38	733,422.00
MLD0	69351T106	25,100.000		733,777.38	733,422.00
		WALSIN LIHWA CORP			
		COMMON STOCK TWD10.			
		290,000.000		399,764.24	445,348.21
MLX7	693657900	290,000.000		399,764.24	445,348.21
		PTC INC			
		COMMON STOCK USD.01			
		21,705.000		2,564,330.92	2,605,468.20
MLBY	69370C100	21,705.000		2,564,330.92	2,605,468.20
		PACKAGING CORP OF AMERICA			
		COMMON STOCK USD.01			
		4,710.000		737,344.30	602,456.10
MLS2	695156109	4,710.000		737,344.30	602,456.10
		WEST JAPAN RAILWAY CO			
		COMMON STOCK			
		21,700.000		970,278.71	942,205.46
MLX7	695799908	21,700.000		970,278.71	942,205.46

DCMT COMPOSITE
COMPOSITE
SCHEDULE H, LINE 4I - SCHEDULE OF ASSETS
(HELD AT END OF YEAR)

(A) FUND	(B) IDENTITY OF ISSUER	(C) DESCRIPTION OF INVESTMENT SHARES/PAR	RATE	MAT DATE (D) COST	(E) CURRENT VALUE	
	WINBOND ELECTRONICS CORP	COMMON STOCK TWD10.				
		1,069,000.000		766,529.37	681,700.31	
MLC5	696651900	1,069,000.000		766,529.37	681,700.31	
	CHINA TRADITIONAL CHINESE ME	COMMON STOCK				
		796,000.000		385,673.91	362,052.29	
MLD2	697177905	796,000.000		385,673.91	362,052.29	
	WOOLWORTHS GROUP LTD	COMMON STOCK				
		8,528.000		199,919.88	194,086.31	
MLD6	698123908	8,528.000		199,919.88	194,086.31	
	YAKULT HONSHA CO LTD	COMMON STOCK				
		12,400.000		682,873.07	804,456.40	
MLX7	698511003	12,400.000		682,873.07	804,456.40	
	YAMATO HOLDINGS CO LTD	COMMON STOCK				
		6,000.000		110,368.05	94,903.18	
MLX7	698556008	6,000.000		110,368.05	94,903.18	
	YOROZU CORP	COMMON STOCK				
		6,200.000		67,565.82	32,610.56	
MLD6	698697000	6,200.000		67,565.82	32,610.56	
	YANG MITP7SO(681,700.31)Tj ,CL19.5 Td ()Tj 0 0 Td 0 -19	8,528.000	199,919.88	194,086.31

DCMT COMPOSITE
COMPOSITE
SCHEDULE H, LINE 4I - SCHEDULE OF ASSETS
(HELD AT END OF YEAR)

(A) FUND	(B) IDENTITY OF ISSUER	(C) DESCRIPTION OF INVESTMENT SHARES/PAR	RATE	MAT DATE (D) COST	(E) CURRENT VALUE
		PATTERSON UTI ENERGY INC	COMMON STOCK USD.01		
		35,307.000		361,374.80	594,569.88
MLGN	703481101	35,307.000		361,374.80	594,569.88
		PAYCHEX INC	COMMON STOCK USD.01		
		61,859.000		5,850,545.35	7,148,426.04
MLBY	704326107	6,752.000		526,843.02	780,261.12
MLS2	704326107	55,107.000		5,323,702.33	6,368,164.92
		PAYCOR HCM INC	COMMON STOCK USD.001		
		33,847.000		878,855.51	828,236.09
MLEH	70435P102	33,847.000		878,855.51	828,236.09
		PAYPAL HOLDINGS INC	COMMON STOCK USD.0001		
		33,196.000		4,559,761.34	2,364,219.12
MLBM	70450Y103	25,200.000		2,405,404.65	1,794,744.00
MLBX	70450Y103	7,996.000		2,154,356.69	569,475.12
		SODEXO SA	COMMON STOCK EUR4.0		
		39,573.000		2,859,227.98	3,779,122.08
MLX9	706271905	39,573.000		2,859,227.98	3,779,122.08
		AXA SA	COMMON STOCK EUR2.29		
		97,874.000		2,396,719.31	2,721,600.57
MLDX	708842901	86,474.000		2,164,222.58	2,404,598.64
MLX5	708842901	11,400.000		232,496.73	317,001.93
		GROUPE BRUXELLES LAMBERT NV	COMMON STOCK		
		45,416.000		4,087,797.15	3,614,907.85
MLX9	709732903	45,416.000		4,087,797.15	3,614,907.85
		PENUMBRA INC	COMMON STOCK USD.001		
		3,120.000		500,188.47	694,075.20
MLEH	70975L107	3,120.000		500,188.47	694,075.20
		NOVARTIS AG REG	COMMON STOCK CHF.5		
		191,013.000		16,335,106.31	17,257,648.80
MLD1	710306903	44,185.000		3,820,208.46	3,992,027.83
MLD6	710306903	6,482.000		558,640.59	585,635.95
MLX9	710306903	140,346.000		11,956,257.26	12,679,985.02
		OPAP SA	COMMON STOCK EUR.3		
		1,857.000		24,694.94	26,220.30
MLC5	710725904	1,857.000		24,694.94	26,220.30
		ABB LTD REG	COMMON STOCK CHF.12		
		107,833.000		3,045,745.98	3,270,421.51
MLX5	710889908	14,793.000		357,422.10	448,650.65

DCMT COMPOSITE
COMPOSITE
SCHEDULE H, LINE 4I - SCHEDULE OF ASSETS
(HELD AT END OF YEAR)

(A) FUND	(B) IDENTITY OF ISSUER	(C) DESCRIPTION OF INVESTMENT SHARES/PAR	RATE	MAT DATE (D) COST	(E) CURRENT VALUE
		PETROLEO BRASIL SP PREF ADR ADR			
		142,545.000		1,457,289.16	1,324,243.05
MLC5	71654V101	126,687.000		1,253,132.22	1,176,922.23
MLD6	71654V101	15,858.000		204,156.94	147,320.82
		PETROLEO BRASILEIRO SPON ADR ADR			
		466,437.000		5,143,821.09	4,967,554.05
MLC4	71654V408	368,599.000		4,047,780.42	3,925,579.35
MLC5	71654V408	48,849.000		561,269.58	520,241.85
MLD6	71654V408	48,989.000		534,771.09	521,732.85
		PFIZER INC COMMON STOCK USD.05			
		211,891.000		8,747,002.85	10,857,294.84
MLBX	717081103	39,419.000		1,549,302.74	2,019,829.56
MLS2	717081103	96,466.000		3,587,836.86	4,942,917.84
MLX5	717081103	19,267.000		750,712.10	987,241.08
MLX7	717081103	56,739.000		2,859,151.15	2,907,306.36
		PHILIP MORRIS INTERNATIONAL COMMON STOCK			
		22,654.000		2,053,295.71	2,292,811.34
MLBX	718172109	10,886.000		1,026,429.88	1,101,772.06
MLX5	718172109	11,768.000		1,026,865.83	1,191,039.28
		SWATCH GROUP AG/THE BR COMMON STOCK CHF2.25			
		1,602.000		438,739.32	455,389.11
MLX9	718472905	1,602.000		438,739.32	455,389.11
		PHILLIPS 66 COMMON STOCK			
		45,700.000		3,983,161.27	4,756,456.00
MLBM	718546104	45,700.000		3,983,161.27	4,756,456.00
		PHOSAGRO PJSC GDR REG S GDR			
		2.000		43.79	0.10
MLC5	71922G308	2.000		43.79	0.10
		PHOSAGRO PJSC DEPOSITORY RECEIPT			
		29.000		629.28	1.51
MLC5	71922G407	29.000		629.28	1.51
		ESSILORLUXOTTICA COMMON STOCK EUR.18			
		23,588.000		3,972,716.93	4,259,488.49
MLDJ	721247906	2,502.000		435,818.19	451,807.71
MLDX	721247906	15,838.000		2,764,002.64	2,860,004.18
MLX5	721247906	5,248.000		772,896.10	947,676.60
		PDD HOLDINGS INC ADR USD.00002			
		23,179.000		1,596,221.79	1,890,247.45
MLC5	722304102	23,179.000		1,596,221.79	1,890,247.45

DCMT COMPOSITE
COMPOSITE
SCHEDULE H, LINE 4I - SCHEDULE OF ASSETS
(HELD AT END OF YEAR)

(A) FUND	(B) IDENTITY OF ISSUER	(C) DESCRIPTION OF INVESTMENT SHARES/PAR	RATE	MAT DATE (D) COST	(E) CURRENT VALUE
	PINTEREST INC CLASS A	COMMON STOCK USD.00001			
		1,445.000		84,413.58	35,084.60
MLX5	72352L106	1,445.000		84,413.58	35,084.60
	PIONEER NATURAL RESOURCES CO	COMMON STOCK USD.01			
		1,954.000		446,822.00	446,274.06
MLX7	723787107	1,954.000		446,822.00	446,274.06
	JUMBO SA	COMMON STOCK EUR.88			
		61,406.000		1,095,196.58	1,047,257.68
MLC5	724353909	8,065.000		123,886.27	137,545.73
MLD1	724353909	53,341.000		971,310.31	909,711.95
	BNP PARIBAS	COMMON STOCK EUR2.0			
		149,915.000		8,415,286.91	8,519,824.96
MLDJ	730968906	85,102.000		5,020,188.89	4,836,434.94
MLD6	730968906	25,093.000		1,345,403.51	1,426,061.22
MLX8	730968906	39,720.000		2,049,694.51	2,257,328.80
	OTP BANK PLC	COMMON STOCK HUF100.			
		94,441.000		2,684,318.60	2,544,658.89
MLC4	732015904	94,441.000		2,684,318.60	2,544,658.89
	POOL CORP	COMMON STOCK USD.001			
		14,907.000		5,079,047.11	4,506,833.31
MLBY	73278L105	14,907.000		5,079,047.11	4,506,833.31
	POPULAR INC	COMMON STOCK USD.01			
		66,018.000		4,755,283.24	4,378,313.76
MLD1	733174700	66,018.000		4,755,283.24	4,378,313.76
	LONZA GROUP AG REG	COMMON STOCK CHF1.0			
		20,854.000		9,369,808.60	10,212,870.07
MLDQ	733337901	6,831.000		3,965,190.40	3,345,358.95
MLD6	733337901	2,059.000		1,043,232.12	1,008,358.08
MLX1	733337901	11,557.000		4,118,889.19	5,659,832.14
MLX5	733337901	407.000		242,496.89	199,320.90
	INTRUM AB	COMMON STOCK SEK.02			
		11,343.000		172,107.25	137,385.34
MLD6	737143909	11,343.000		172,107.25	137,385.34
	PRIMORIS SERVICES CORP	COMMON STOCK USD.0001			
		121,398.000		3,053,333.38	2,663,472.12
MLB9	74164F103	121,398.000		3,053,333.38	2,663,472.12
	PROCTER + GAMBLE CO/THE	COMMON STOCK			
		209,660.000		28,129,395.51	31,776,069.60

DCMT COMPOSITE
COMPOSITE
SCHEDULE H, LINE 4I - SCHEDULE OF ASSETS
(HELD AT END OF YEAR)

(A) FUND	(B) IDENTITY OF ISSUER	(C) DESCRIPTION OF INVESTMENT SHARES/PAR	RATE	MAT DATE	(E) CURRENT VALUE
			(D) COST		
MLBF	742718109	87,578.000	11,644,622.56		13,273,321.68
MLBM	742718109	40,100.000	5,470,396.44		6,077,556.00
MLBX	742718109	16,641.000	2,190,500.97		2,522,109.96
MLS2	742718109	40,475.000	5,524,952.80		6,134,391.00
MLX5	742718109	421.000	61,362.82		63,806.76
MLX7	742718109	743.000	104,246.37		112,609.08
MLX8	742718109	23,702.000	3,133,313.55		3,592,275.12
	PROCORE TECHNOLOGIES INC	COMMON STOCK USD.0001			
		5,299.000	324,348.90		250,006.82
MLEH	74275K108	5,299.000	324,348.90		250,006.82

DCMT COMPOSITE
COMPOSITE
SCHEDULE H, LINE 4I - SCHEDULE OF ASSETS
(HELD AT END OF YEAR)

(A) FUND	(B) IDENTITY OF ISSUER	(C) DESCRIPTION OF INVESTMENT SHARES/PAR	RATE	MAT DATE (D) COST	(E) CURRENT VALUE
MLS2	75886F107	4,731.000		2,280,139.72	3,413,369.19
MLX5	75886F107	1,858.000		1,156,974.16	1,340,528.42
MLX7	75886F107	1,544.000		925,718.16	1,113,980.56
	RELX PLC SPON ADR	ADR			
		27,446.000		815,202.94	760,803.12
MLD6	759530108	27,446.000		815,202.94	760,803.12
	REPLIGEN CORP	COMMON STOCK USD.01			
		7,430.000		1,220,963.77	1,257,973.30
MLEH	759916109	7,430.000		1,220,963.77	1,257,973.30
	RENTOKIL INITIAL PLC SP ADR	ADR			
		74,147.000		2,230,210.21	2,284,469.07
MLD8	760125104	74,147.000		2,230,210.21	2,284,469.07
	REPU N42IL INITIAL PLC SP ADR	9A0 0 Td 0 -19.5 Td			74,147.000
MLEH	759916109	52,17 REPLIGEN CO5 8,3 5	6	1,82,240,210.21	2,284,369.19

DCMT COMPOSITE
COMPOSITE
SCHEDULE H, LINE 4I - SCHEDULE OF ASSETS
(HELD AT END OF YEAR)

(A) FUND	(B) IDENTITY OF ISSUER	(C) DESCRIPTION OF INVESTMENT SHARES/PAR	RATE	MAT DATE (D) COST	(E) CURRENT VALUE
	GECINA SA	REIT EUR7.5			
		2,200.000		277,421.14	223,407.34
MLD0	774246904	2,200.000		277,421.14	223,407.34
	ROGERS COMMUNICATIONS INC B	COMMON STOCK			
		17,232.000		844,659.33	805,927.77
MLD0	775109960	5,100.000		231,295.91	238,523.19
MLX7	775109960	12,132.000		613,363.42	567,404.58
	YARA INTERNATIONAL ASA	COMMON STOCK NOK1.7			
		79,569.000		4,074,522.49	3,478,064.30
MLD1	775125909	79,569.000		4,074,522.49	3,478,064.30
	ROLLINS INC	COMMON STOCK USD1.0			
		152,916.000		5,130,388.43	5,587,550.64
MLBY	775711104	111,639.000		3,719,827.91	4,079,289.06
MLS2	775711104	41,277.000		1,410,560.52	1,508,261.58
	ROPER TECHNOLOGIES INC	COMMON STOCK USD.01			
		19,162.000		7,602,301.88	8,279,708.58
MLBO	776696106	12,160.000		4,511,547.62	5,254,214.40
MLS2	776696106	7,002.000		3,090,754.26	3,025,494.18
	HEINEKEN NV	COMMON STOCK EUR1.6			
		13,209.000		1,192,578.63	1,238,870.64
MLD3	779255900	13,209.000		1,192,578.63	1,238,870.64
	SHELL PLC ADR	ADR			
		13,910.000		670,668.55	792,174.50
MLD6	780259305	13,910.000		670,668.55	792,174.50
	RYAN SPECIALTY HOLDINGS INC	COMMON STOCK USD.001			
		7,926.000		323,006.67	329,008.26
MLX7	78351F107	7,926.000		323,006.67	329,008.26
	RYANAIR HOLDINGS PLC SP ADR	ADR			
		4,862.000		368,739.40	363,483.12
MLX5	783513203	4,862.000		368,739.40	363,483.12
	S+P GLOBAL INC	COMMON STOCK USD1.0			
		17,910.000		6,037,061.90	5,998,775.40
MLEF	78409V104	14,707.000		5,439,976.05	4,925,962.58
MLX1	78409V104	2,358.000		306,656.94	789,788.52
MLX5	78409V104	845.000		290,428.91	283,024.30
	SBA COMMUNICATIONS CORP	REIT USD.01			
		4,520.000		1,607,817.94	1,267,001.20
MLD0	78410G104	4,520.000		1,607,817.94	1,267,001.20

DCMT COMPOSITE
COMPOSITE
SCHEDULE H, LINE 4I - SCHEDULE OF ASSETS
(HELD AT END OF YEAR)

(A) FUND	(B) IDENTITY OF ISSUER	(C) DESCRIPTION OF INVESTMENT SHARES/PAR	RATE	MAT DATE (D) COST	(E) CURRENT VALUE
MLGN	81282V100	18,062.000		776,211.45	966,497.62
	SEMPRA ENERGY	COMMON STOCK			
		14,042.000		1,868,576.25	2,170,050.68
MLD0	816851109	10,200.000		1,347,662.72	1,576,308.00
MLX5	816851109	3,842.000		520,913.53	593,742.68
	SERVICE CORP INTERNATIONAL	COMMON STOCK USD1.0			
		79,223.000		4,765,347.28	5,477,478.22
MLBY	817565104	79,223.000		4,765,347.28	5,477,478.22
	SERVICENOW INC	COMMON STOCK USD.001			
		14,625.000		6,903,760.92	5,678,448.75
MLEG	81762P102	13,408.000		6,392,603.64	5,205,924.16
MLX5	81762P102	1,217.000		511,157.28	472,524.59
	SEVERSTAL GDR REG S	GDR			
		2,606.000		58,852.31	156.62
MLC5	818150302	2,606.000		58,852.31	156.62
	SHAKE SHACK INC CLASS A	COMMON STOCK USD.01			
		51,409.000		3,335,166.28	2,135,015.77
MLB9	819047101	51,409.000		3,335,166.28	2,135,015.77
	SHERWIN WILLIAMS CO/THE	COMMON STOCK USD1.0			
		9,909.000		2,496,952.69	2,351,702.97
MLS2	824348106	5,531.000		1,476,896.13	1,312,672.23
MLX5	824348106	4,378.000		1,020,056.56	1,039,030.74
	SHINHAN FINANCIAL GROUP ADR	ADR			
		24,614.000		821,692.38	687,469.02
MLD6	824596100	24,614.000		821,692.38	687,469.02
	SHOCKWAVE MEDICAL INC	COMMON STOCK USD.001			
		16,742.000		2,505,667.13	3,442,322.62
MLEH	82489T104	16,742.000		2,505,667.13	3,442,322.62
	SHOALS TECHNOLOGIES GROUP A	COMMON STOCK USD.00001			
		44,996.000		1,227,211.11	1,110,051.32
MLEH	82489W107	44,996.000		1,227,211.11	1,110,051.32
	SHOPIFY INC CLASS A	COMMON STOCK			
		3,990.000		245,069.51	138,492.90
MLX5	82509L107	3,990.000		245,069.51	138,492.90
	SILICON LABORATORIES INC	COMMON STOCK USD.0001			
		21,544.000		2,597,374.70	2,922,874.48
MLB9	826919102	21,544.000		2,597,374.70	2,922,874.48

DCMT COMPOSITE
COMPOSITE
SCHEDULE H, LINE 4I - SCHEDULE OF ASSETS
(HELD AT END OF YEAR)

(A) FUND	(B) IDENTITY OF ISSUER	(C) DESCRIPTION OF INVESTMENT SHARES/PAR	RATE	MAT DATE (D) COST	(E) CURRENT VALUE
		SILICON MOTION TECHNOL ADR		ADR USD.01	
			4,164.000	312,024.48	270,618.36
MLC5	82706C108		4,164.000	312,024.48	270,618.36
		SIMON PROPERTY GROUP INC		REIT USD.0001	
			18,576.000	2,641,196.50	2,182,308.48
MLBX	828806109		2,296.000	281,949.37	269,734.08
MLD0	828806109		16,280.000	2,359,247.13	1,912,574.40
		SKYWORKS SOLUTIONS INC		COMMON STOCK USD.25	
			91,448.000	10,450,854.02	8,333,656.24
MLBG	83088M102		91,448.000	10,450,854.02	8,333,656.24
		SMARTSHEET INC CLASS A		COMMON STOCK	
			98,926.000	3,470,832.97	3,893,727.36
MLEG	83200N103		94,840.000	3,268,219.11	3,732,902.40
MLX5	83200N103		4,086.000	202,613.86	160,824.96
		JM SMUCKER CO/THE		COMMON STOCK	
			19,193.000	2,419,208.46	3,041,322.78
MLS2	832696405		9,593.000	1,245,962.75	1,520,106.78
MLX7	832696405		9,600.000	1,173,245.71	1,521,216.00
		SNAP INC A		COMMON STOCK USD.00001	
			48,495.000	601,661.76	434,030.25
MLX7	83304A106		48,495.000	601,661.76	434,030.25
		QUIMICA Y MINERA CHIL SP ADR		ADR USD1.0	
			15,273.000	1,537,584.32	1,219,396.32
MLC5	833635105		12,038.000	1,258,480.19	961,113.92
MLX5	833635105		3,235.000	279,104.13	258,282.40
		SOLAREEDGE TECHNOLOGIES INC		COMMON STOCK USD.0001	
			1,170.000	315,250.29	331,425.90
MLX7	83417M104		1,170.000	315,250.29	331,425.90
		SONY GROUP CORP SP ADR		ADR	
			74,100.000	4,585,029.18	5,652,348.00
MLBM	835699307		74,100.000	4,585,029.18	5,652,348.00
		SOUTHSTATE CORP		COMMON STOCK USD2.5	
			47,167.000	3,734,918.57	3,601,672.12
MLBY	840441109		47,167.000	3,734,918.57	3,601,672.12
		SOUTHERN CO/THE		COMMON STOCK USD5.0	
			114,582.000	7,379,603.90	8,182,300.62
MLBX	842587107		7,645.000	494,041.21	545,929.45
MLD0	842587107		33,400.000	2,229,540.92	2,385,094.00

DCMT COMPOSITE
COMPOSITE
SCHEDULE H, LINE 4I - SCHEDULE OF ASSETS
(HELD AT END OF YEAR)

(A) FUND	(B) IDENTITY OF ISSUER	(C) DESCRIPTION OF INVESTMENT SHARES/PAR	RATE	MAT DATE (D) COST	(E) CURRENT VALUE
MLS2	842587107	73,537.000		4,656,021.77	5,251,277.17
	SOUTHWEST AIRLINES CO	COMMON STOCK USD1.0			
		122,827.000		4,278,340.79	4,135,585.09
MLX9	844741108	122,827.000		4,278,340.79	4,135,585.09
	SPIRIT AEROSYSTEMS HOLD CL A	COMMON STOCK USD.01			
		17,948.000		930,623.95	531,260.80
MLGN	848574109	17,948.000		930,623.95	531,260.80
	SPROUT SOCIAL INC CLASS A	COMMON STOCK USD.0001			
		10,423.000		643,669.46	588,482.58
MLEH	85209W109	10,423.000		643,669.46	588,482.58
	BLOCK INC	COMMON STOCK USD.0000001			
		3,803.000		423,919.61	238,980.52
MLX5	852234103	3,803.000		423,919.61	238,980.52
	STAG INDUSTRIAL INC	REIT USD.01			
		6,700.000		285,377.08	216,477.00
MLD0	85254J102	6,700.000		285,377.08	216,477.00
	STARBUCKS CORP	COMMON STOCK USD.001			
		135,869.000		11,987,833.65	13,478,204.80
MLB0	855244109	31,426.000		2,245,653.46	3,117,459.20
MLBX	855244109	8,061.000		901,182.77	799,651.20
MLEF	855244109	85,722.000		7,888,605.22	8,503,622.40
MLX8	855244109	10,660.000		952,392.20	1,057,472.00
	STERICYCLE INC	COMMON STOCK USD.01			
		29,646.000		1,766,070.33	1,479,038.94
MLGN	858912108	29,646.000		1,766,070.33	1,479,038.94
	STONEX GROUP INC	COMMON STOCK USD.01			
		42,757.000		2,815,791.50	4,074,742.10
MLB9	861896108	42,757.000		2,815,791.50	4,074,742.10
	STORE CAPITAL CORP	REIT USD.01			
		11,060.000		371,099.22	354,583.60
MLD0	862121100	11,060.000		371,099.22	354,583.60
	STRYKER CORP	COMMON STOCK USD.1			
		54,774.000		13,916,528.08	13,391,695.26
MLBF	863667101	54,774.000		13,916,528.08	13,391,695.26
	SUN COMMUNITIES INC	REIT USD.01			
		4,870.000		912,346.75	696,410.00
MLD0	866674104	4,870.000		912,346.75	696,410.00

DCMT COMPOSITE
COMPOSITE
SCHEDULE H, LINE 4I - SCHEDULE OF ASSETS
(HELD AT END OF YEAR)

(A) FUND	(B) IDENTITY OF ISSUER	(C) DESCRIPTION OF INVESTMENT SHARES/PAR	RATE	MAT DATE (D) COST	(E) CURRENT VALUE
	SUNSTONE HOTEL INVESTORS INC	REIT USD.01			
		43,018.000		496,805.52	415,553.88
MLGN	867892101	43,018.000		496,805.52	415,553.88
	SVENSKA HANDELSB A UNSP ADR	ADR			
		43,220.000		224,878.64	215,235.60
MLD6	86959C103	43,220.000		224,878.64	215,235.60
	SYNOPSYS INC	COMMON STOCK USD.01			
		1,221.000		438,384.54	389,853.09
MLX5	871607107	1,221.000		438,384.54	389,853.09
	SYSCO CORP	COMMON STOCK USD1.0			
		62,600.000		4,895,988.14	4,785,770.00
MLBM	871829107	62,600.000		4,895,988.14	4,785,770.00
	TJX COMPANIES INC	COMMON STOCK USD1.0			
		244,598.000		13,684,075.32	19,470,000.80
MLBF	872540109	244,598.000		13,684,075.32	19,470,000.80
	T MOBILE US INC	COMMON STOCK USD.0001			
		59,632.000		7,630,159.91	8,348,480.00
MLBX	872590104	4,194.000		554,590.72	587,160.00
MLD0	872590104	8,500.000		1,055,153.28	1,190,000.00
MLS2	872590104	46,938.000		6,020,415.91	6,571,320.00
	TMX GROUP LTD	COMMON STOCK			
		1,712.000		168,732.22	171,231.59
MLX5	87262K956	1,712.000		168,732.22	171,231.59
	TAIWAN SEMICONDUCTOR SP ADR	ADR			
		118,524.000		9,590,978.53	8,828,852.76
MLD3	874039100	96,990.000		6,982,171.89	7,224,785.10
MLD6	874039100	21,534.000		2,608,806.64	1,604,067.66
	TAKE TWO INTERACTIVE SOFTWARE	COMMON STOCK USD.01			
		13,461.000		1,537,855.20	1,401,693.93
MLX5	874054109	660.000		65,849.05	68,725.80
MLX7	874054109	12,801.000		1,472,006.15	1,332,968.13
	TAKEDA PHARMACEUTIC SP ADR	ADR			
		11,064.000		148,046.48	172,598.40
MLD6	874060205	11,064.000		148,046.48	172,598.40
	TAL EDUCATION GROUP ADR	ADR			
		267,059.000		1,332,624.41	1,882,765.95
MLD6	874080104	267,059.000		1,332,624.41	1,882,765.95

DCMT COMPOSITE
COMPOSITE
SCHEDULE H, LINE 4I - SCHEDULE OF ASSETS
(HELD AT END OF YEAR)

(A) FUND	(B) IDENTITY OF ISSUER	(C) DESCRIPTION OF INVESTMENT SHARES/PAR	RATE	MAT DATE (D) COST	(E) CURRENT VALUE
	TANDEM DIABETES CARE INC	COMMON STOCK			
		2,850.000		244,158.40	128,107.50
MLX5	875372203	2,850.000		244,158.40	128,107.50
	TARGET CORP	COMMON STOCK USD.0833			
		12,222.000		2,629,777.33	1,821,566.88
MLBX	87612E106	3,232.000		658,772.19	481,697.28
MLS2	87612E106	8,990.000		1,971,005.14	1,339,869.60
	TATNEFT PAO SPONSORED ADR	ADR			
		17,504.000		748,818.30	167,163.20
MLD6	876629205	17,504.000		748,818.30	167,163.20
	TC ENERGY CORP	COMMON STOCK			
		2,890.000		129,583.84	115,135.02
MLX5	87807B909	2,890.000		129,583.84	115,135.02
	TELEFONICA BRASIL ADR	ADR			
		227,444.000		2,151,257.40	1,626,224.60
MLX9	87936R205	227,444.000		2,151,257.40	1,626,224.60
	TELEDYNE TECHNOLOGIES INC	COMMON STOCK USD.01			
		21,953.000		9,355,909.43	8,779,224.23
MLBY	879360105	19,443.000		8,354,233.55	7,775,450.13
MLGN	879360105	2,510.000		1,001,675.88	1,003,774.10
	TELENOR ASA ADR	ADR			
		60,465.000		825,753.64	561,568.69
MLD6	87944W105	60,465.000		825,753.64	561,568.69
	TELIA CO UNSPON ADR	ADR			
		92,417.000		695,225.95	467,630.02
MLD6	87960M205	92,417.000		695,225.95	467,630.02
	TELUS CORP	COMMON STOCK			
		7,534.000		158,232.17	145,292.02
MLX7	87971M962	7,534.000		158,232.17	145,292.02
	TELUS CORP	COM (NON CANADIAN			
		11,914.000		298,372.25	229,759.64
MLX7	87971M996	11,914.000		298,372.25	229,759.64
	TELUS INTERNATIONAL CDA INC	COMMON STOCK			
		4,177.000		83,054.57	82,402.46
MLD6	87975H951	4,177.000		83,054.57	82,402.46
	TEMPUR SEALY INTERNATIONAL I	COMMON STOCK USD.01			
		238,858.000		6,980,189.26	8,199,995.14

DCMT COMPOSITE
COMPOSITE
SCHEDULE H, LINE 4I - SCHEDULE OF ASSETS
(HELD AT END OF YEAR)

(A) FUND	(B) IDENTITY OF ISSUER	(C) DESCRIPTION OF INVESTMENT SHARES/PAR	RATE	MAT DATE (D) COST	(E) CURRENT VALUE
MLBY	88023U101	94,575.000		2,792,386.64	3,246,759.75
MLB9	88023U101	93,761.000		2,652,477.34	3,218,815.13
MLGN	88023U101	50,522.000		1,535,325.28	1,734,420.26
		TENCENT HOLDINGS LTD UNS ADR ADR HKD.00002			
		28,995.000		1,092,292.58	1,228,228.20
MLD3	88032Q109	28,995.000		1,092,292.58	1,228,228.20
		TENCENT MUUE) CURRENT			

DCMT COMPOSITE
COMPOSITE
SCHEDULE H, LINE 4I - SCHEDULE OF ASSETS
(HELD AT END OF YEAR)

(A) FUND	(B) IDENTITY OF ISSUER	(C) DESCRIPTION OF INVESTMENT SHARES/PAR	RATE	MAT DATE (D) COST	(E) CURRENT VALUE
		THERMO FISHER SCIENTIFIC INC		COMMON STOCK USD1.0	
			20,310.000	9,352,904.62	11,184,513.90
MLBX	883556102		2,754.000	1,345,931.44	1,516,600.26
MLEG	883556102		9,372.000	3,972,751.76	5,161,066.68
MLS2	883556102		2,229.000	1,405,883.24	1,227,488.01
MLX5	883556102		2,885.000	1,150,800.78	1,588,740.65
MLX8	883556102		3,070.000	1,477,537.40	1,690,618.30
		THERMON GROUP HOLDINGS INC		COMMON STOCK USD.001	
			59,712.000	1,196,086.36	1,199,016.96
MLB9	88362T103		59,712.000	1,196,086.36	1,199,016.96
		360 DIGITECH INC		ADR USD.00001	
			178,384.000	3,000,347.93	3,631,898.24
MLD3	88557W101		178,384.000	3,000,347.93	3,631,898.24
		3M CO W/D		COMMON STOCK USD.01	
			12,519.000	2,213,803.67	1,501,278.48
MLBX	88579Y101		3,881.000	754,524.19	465,409.52
MLS2	88579Y101		8,638.000	1,459,279.48	1,035,868.96
		TORO CO		COMMON STOCK USD1.0	
			54,272.000	4,195,370.93	6,143,590.40
MLBY	891092108		54,272.000	4,195,370.93	6,143,590.40
		TORONTO DOMINION BANK		COMMON STOCK	
			63,798.000	4,292,737.58	4,127,953.55
MLD1	891160954		63,798.000	4,292,737.58	4,127,953.55
		TOTALENERGIES SE SPON ADR		ADR	
			34,800.000	1,541,906.23	2,160,384.00
MLD6	89151E109		34,800.000	1,541,906.23	2,160,384.00
		TOURMALINE OIL CORP		COMMON STOCK	
			4,033.000	208,848.03	203,354.04
MLX5	89156V957		4,033.000	208,848.03	203,354.04
		TRACTOR SUPPLY COMPANY		COMMON STOCK USD.008	
			26,537.000	2,987,204.56	5,970,028.89
MLBY	892356106		26,537.000	2,987,204.56	5,970,028.89
		TRADEWEB MARKETS INC CLASS A		COMMON STOCK USD.01	
			14,752.000	1,188,769.89	957,847.36
MLS2	892672106		14,752.000	1,188,769.89	957,847.36
		TRANSDIGM GROUP INC		COMMON STOCK USD.01	
			36,905.000	21,009,366.50	23,237,233.25
MLBG	893641100		10,639.000	5,668,988.07	6,698,846.35

DCMT COMPOSITE
COMPOSITE
SCHEDULE H, LINE 4I - SCHEDULE OF ASSETS

DCMT COMPOSITE
COMPOSITE
SCHEDULE H, LINE 4I - SCHEDULE OF ASSETS
(HELD AT END OF YEAR)

(A) FUND	(B) IDENTITY OF ISSUER	(C) DESCRIPTION OF INVESTMENT SHARES/PAR	RATE	MAT DATE (D) COST	(E) CURRENT VALUE
	VERISIGN INC	COMMON STOCK USD.001			
		12,020.000		2,699,314.63	2,469,388.80
MLS2	92343E102	12,020.000		2,699,314.63	2,469,388.80
	VERIZON COMMUNICATIONS INC	COMMON STOCK USD.1			
		384,371.000		19,616,835.42	15,144,217.40
MLBX	92343V104	29,494.000		1,649,574.63	1,162,063.60
MLD0	92343V104	62,900.000		3,035,038.98	2,478,260.00
MLS2	92343V104	181,214.000		9,309,901.89	7,139,831.60
MLX7	92343V104	57,513.000		2,833,033.27	2,266,012.20
MLX8	92343V104	53,250.000		2,789,286.65	2,098,050.00
	VERINT SYSTEMS INC	COMMON STOCK USD.001			
		41,590.000		1,410,574.13	1,508,885.20
MLGN	92343X100	41,590.000		1,410,574.13	1,508,885.20
	VERISK ANALYTICS INC	COMMON STOCK USD.001			
		8,469.000		1,557,948.80	1,494,100.98
MLS2	92345Y106	8,469.000		1,557,948.80	1,494,100.98
	VERTEX PHARMACEUTICALS INC	COMMON STOCK USD.01			
		11,261.000		2,632,464.39	3,251,951.58
MLS2	92532F100	7,430.000		1,619,830.80	2,145,635.40
MLX5	92532F100	3,831.000		1,012,633.59	1,106,316.18
	VIASAT INC	COMMON STOCK USD.0001			
		57,183.000		2,143,784.68	1,809,841.95
MLGN	92552V100	57,183.000		2,143,784.68	1,809,841.95
	VIAVI SOLUTIONS INC	COMMON STOCK USD.001			
		87,465.000		1,318,078.92	919,257.15
MLGN	925550105	87,465.000		1,318,078.92	919,257.15
	PARAMOUNT GLOBAL CLASS B	COMMON STOCK USD.001			
		8,407.000		255,578.91	141,910.16
MLX7	92556H206	8,407.000		255,578.91	141,910.16
	VIATRIS INC	COMMON STOCK			
		1,518.000		22,150.49	16,895.34
MLX5	92556V106	1,518.000		22,150.49	16,895.34
	VICI PROPERTIES INC	REIT USD.01			
		44,792.000		1,310,217.21	1,451,260.80
MLD0	925652109	44,792.000		1,310,217.21	1,451,260.80
	VICTORY CAPITAL HOLDING A	COMMON STOCK USD.01			
		78,127.000		2,541,224.61	2,096,147.41
MLB9	92645B103	78,127.000		2,541,224.61	2,096,147.41

DCMT COMPOSITE
COMPOSITE
SCHEDULE H, LINE 4I - SCHEDULE OF ASSETS
(HELD AT END OF YEAR)

(A) FUND	(B) IDENTITY OF ISSUER	(C) DESCRIPTION OF INVESTMENT SHARES/PAR	RATE	MAT DATE (D) COST	(E) CURRENT VALUE
	VIPSHOP HOLDINGS LTD	ADR	ADR USD.0001		
			85,221.000	739,688.96	1,162,414.44
MLC5	92763W103		85,221.000	739,688.96	1,162,414.44

DCMT COMPOSITE
COMPOSITE
SCHEDULE H, LINE 4I - SCHEDULE OF ASSETS
(HELD AT END OF YEAR)

(A) (B) IDENTITY OF ISSUER (C) DESCRIPTION OF INVESTMENT RATE MAT DATE (E) CURRENT

DCMT COMPOSITE
COMPOSITE
SCHEDULE H, LINE 4I - SCHEDULE OF ASSETS
(HELD AT END OF YEAR)

(A) FUND	(B) IDENTITY OF ISSUER	(C) DESCRIPTION OF INVESTMENT SHARES/PAR	RATE	MAT DATE (D) COST	(E) CURRENT VALUE
MLS2	969457100	21,100.000		778,761.41	694,190.00
	WINGSTOP INC	COMMON STOCK USD.01			
		17,059.000		2,427,739.98	2,347,659.58
MLEH	974155103	17,059.000		2,427,739.98	2,347,659.58
	WOLFSPEED INC	COMMON STOCK USD.00125			
		18,223.000		1,546,883.42	1,258,115.92
MLEH	977852102	13,545.000		1,145,995.95	935,146.80
MLX5	977852102	4,678.000		400,887.47	322,969.12
	WORKDAY INC CLASS A	COMMON STOCK USD.001			
		420.000		79,523.01	70,278.60
MLX5	98138H101	420.000		79,523.01	70,278.60
	WORKIVA INC	COMMON STOCK USD.001			
		23,724.000		2,649,854.48	1,992,104.28
MLEH	98139A105	23,724.000		2,649,854.48	1,992,104.28
	X 5 RETAIL GROUP NV REGS GDR	DEPOSITORY RECEIPT			
		1,583.000		50,968.00	841.21
MLC5	98387E205	1,583.000		50,968.00	841.21
	XCEL ENERGY INC	COMMON STOCK USD2.5			
		175,917.000		11,971,857.51	12,333,540.87
MLBM	98389B100	92,000.000		6,225,836.74	6,450,120.00
MLD0	98389B100	16,900.000		1,160,802.03	1,184,859.00
MLS2	98389B100	67,017.000		4,585,218.74	4,698,561.87
	XYLEM INC	COMMON STOCK			
		57,200.000		5,149,539.41	6,324,604.00
MLBM	98419M100	57,200.000		5,149,539.41	6,324,604.00
	XPERI INC	COMMON STOCK			
		84,989.000		1,564,832.04	731,755.29
MLGN	98423J101	84,989.000		1,564,832.04	731,755.29
	YETI HOLDINGS INC	COMMON STOCK USD.01			
		59,795.000		2,432,874.91	2,470,131.45
MLB9	98585X104	59,795.000		2,432,874.91	2,470,131.45
	YUM BRANDS INC	COMMON STOCK			
		4,320.000		480,059.82	553,305.60
MLX5	988498101	4,320.000		480,059.82	553,305.60
	YUM CHINA HOLDINGS INC	COMMON STOCK USD.01			
		133,366.000		6,556,676.03	7,288,451.90
MLEF	98850P109	133,366.000		6,556,676.03	7,288,451.90

DCMT COMPOSITE
COMPOSITE
SCHEDULE H, LINE 4I - SCHEDULE OF ASSETS
(HELD AT END OF YEAR)

(A) FUND	(B) IDENTITY OF ISSUER	(C) DESCRIPTION OF INVESTMENT SHARES/PAR	RATE	MAT DATE	(E) CURRENT VALUE
			(D) COST		
	ZOETIS INC	COMMON STOCK USD.01			
		18,777.000	3,006,524.03		2,751,769.35
MLS2	98978V103	10,950.000	1,789,901.98		1,604,722.50
MLX5	98978V103	7,827.000	1,216,622.05		1,147,046.85
	ZSCALER INC	COMMON STOCK USD.001			
		18,364.000	2,660,252.77		2,054,931.60
MLX1	98980G102	18,364.000	2,660,252.77		2,054,931.60
		482,394,284.726	9,885,231,695.74		18,500,118,849.63

DCMT COMPOSITE
COMPOSITE
SCHEDULE H, LINE 4I - SCHEDULE OF ASSETS
(HELD AT END OF YEAR)

DCMT COMPOSITE
COMPOSITE
SCHEDULE H, LINE 4I - SCHEDULE OF ASSETS
(HELD AT END OF YEAR)

(A) FUND	(B) IDENTITY OF ISSUER	(C) DESCRIPTION OF INVESTMENT SHARES/PAR	RATE	MAT DATE	(D) COST	(E) CURRENT VALUE
MLK3	20753YCH3	FANNIE MAE CAS CAS 2022 R04 1M1 144A 388,564.71 388,564.71	1.000	03/25/2042	388,564.71 388,564.71	387,187.44 387,187.44
MLK3	20754BAA9	FANNIE MAE CAS CAS 2022 R02 2M1 144A 882,208.50 882,208.50	1.000	01/25/2042	882,208.50 882,208.50	862,801.24 862,801.24
MLK3	20754LAA7	FANNIE MAE CAS CAS 2022 R01 1M1 144A 169,020.60 169,020.60	1.000	12/25/2041	167,119.13 167,119.13	166,864.79 166,864.79
MLK3	20754NAB1	FANNIE MAE CAS CAS 2022 R06 1M1 144A 659,357.96 659,357.96	1.000	05/25/2042	659,357.96 659,357.96	667,570.26 667,570.26
MLK3	30227FAG5	EXTENDED STAY AMERICA TRUST ESA 2021 ESH C 144A 610,120.14 610,120.14	1.000	07/15/2038	610,120.14 610,120.14	585,631.38 585,631.38
MLK3	30711XDK7	FANNIE MAE CAS CAS 2016 C05 2M2 289,719.47 289,719.47	1.000	01/25/2029	303,390.61 303,390.61	297,726.27 297,726.27
MLK3	30711XEP5	FANNIE MAE CAS CAS 2017 C01 1M2 424,497.28 424,497.28	1.000	07/25/2029	432,025.51 432,025.51	433,032.26 433,032.26
MLK3	30711XQU1	FANNIE MAE CAS CAS 2017 C06 1M2B 356,602.52 356,602.52	1.000	02/25/2030	367,802.06 367,802.06	354,966.68 354,966.68
MLK3	3136B13K8	FANNIE MAE FNR 2018 44 PC 0.00 0.00	4.000	06/25/2044	0.02 0.02	0.00 0.00
MLK3	3137FRZF1	FREDDIE MAC FHR 4977 IO 197,543.08 197,543.08	4.500	05/25/2050	31,452.55 31,452.55	37,180.77 37,180.77
MLK3	3137G1BY2	FREDDIE MAC WHOLE LOAN SECURIT FWLS 2017 SC02 M1 144A 720,322.21 720,322.21	1.000	05/25/2047	728,425.85 728,425.85	700,211.68 700,211.68
MLK3	31574PAA3	ELLINGTON FINANCIAL MORTGAGE T EFMT 2020 1 A1 144A 0.00 0.00	1.000	05/25/2065	-44.39 -44.39	0.00 0.00

DCMT COMPOSITE
COMPOSITE
SCHEDULE H, LINE 4I - SCHEDULE OF ASSETS
(HELD AT END OF YEAR)

(A) FUND	(B) IDENTITY OF ISSUER	(C) DESCRIPTION OF INVESTMENT SHARES/PAR	RATE	MAT DATE	(D) COST	(E) CURRENT VALUE
		FLAGSTAR MORTGAGE TRUST				
		FSMT 2018 6RR 2A4 144A	1.000	09/25/2048		
		11,576.96			11,549.37	11,201.67
MLK3	33851FAP2	11,576.96			11,549.37	11,201.67
		FREDDIE MAC STACR				
		STACR 2021 HQA1 M1 144A	1.000	08/25/2033		
		47,174.49			47,174.49	46,917.12
MLK3	35564KBK4	47,174.49			47,174.49	46,917.12
		FREDDIE MAC STACR				
		STACR 2021 DNA2 M1 144A	1.000	08/25/2033		
		17,010.01			17,010.01	16,958.84
MLK3	35564KCU1	17,010.01			17,010.01	16,958.84
		FREDDIE MAC STACR				
		STACR 2021 DNA2 M2 144A	1.000	08/25/2033		
		240,000.00			240,900.00	237,277.22
MLK3	35564KDB2	240,000.00			240,900.00	237,277.22
		FREDDIE MAC STACR				
		STACR 2021 DNA3 M1 144A	1.000	10/25/2033		
		115,780.54			114,333.30	114,842.57
MLK3	35564KED7	115,780.54			114,333.30	114,842.57
		FREDDIE MAC STACR				
		STACR 2022 DNA1 M1B 144A	1.000	01/25/2042		
		505,000.00			505,000.00	479,180.11
MLK3	35564KPV5	505,000.00			505,000.00	479,180.11
		FREDDIE MAC STACR				
		STACR 2022 DNA3 M1A 144A	1.000	04/25/2042		
		806,579.99			806,579.99	802,547.25
MLK3	35564KUW7	806,579.99			806,579.99	802,547.25
		FREDDIE MAC STACR				
		STACR 2020 DNA2 M2 144A	1.000	02/25/2050		
		566,605.74			570,147.02	565,356.77
MLK3	35565KAH1	566,605.74			570,147.02	565,356.77
		FREDDIE MAC STACR				
		STACR 2020 DNA5 M2 144A	1.000	10/25/2050		
		238,395.46			238,495.21	240,269.96
MLK3	35566AAH2	238,395.46			238,495.21	240,269.96
		GS MORTGAGE BACKED SECURITIES				
		GSMBS 2014 EB1A 2A1 144A	1.000	07/25/2044		
		4,440.10			4,420.68	4,344.57
MLK3	36250BAE6	,780.54			114,333.30	114,842.57

DCMT COMPOSITE
COMPOSITE
SCHEDULE H, LINE 4I - SCHEDULE OF ASSETS
(HELD AT END OF YEAR)

(A) FUND	(B) IDENTITY OF ISSUER	(C) DESCRIPTION OF INVESTMENT SHARES/PAR	RATE	MAT DATE	(D) COST	(E) CURRENT VALUE
MLK3	36418XAC1	GMRF MORTGAGE ACQUISITION CO., GFMT 2019 H1 A3 144A 240,584.17 240,584.17	1.000	10/25/2059	240,581.23 240,581.23	231,468.32 231,468.32
MLK3	38375GQN4	GOVERNMENT NATIONAL MORTGAGE A GNR 2012 94 BI 7,875.40 7,875.40	4.000	05/20/2037	671.84 671.84	45.32 45.32
MLK3	38378FK74	GOVERNMENT NATIONAL MORTGAGE A GNR 2013 24 OI 30,809.42 30,809.42	4.000	02/20/2043	635.17 635.17	4,750.13 4,750.13
MLK3	38378TDR8	GOVERNMENT NATIONAL MORTGAGE A GNR 2013 82 IG 65,519.00 65,519.00	3.500	05/20/2043	10,989.31 10,989.31	10,507.26 10,507.26
MLK3	38383REY9	GOVERNMENT NATIONAL MORTGAGE A GNR 2022 63 LM 270,000.00 270,000.00	3.500	10/20/2050	263,534.77 263,534.77	227,749.78 227,749.78
MLK3	44555PBD2	HUNDRED ACRE WOOD TRUST HAWT 2021 INV2 A27 144A 237,698.71 237,698.71	1.000	10/25/2051	241,078.49 241,078.49	181,932.45 181,932.45
MLK3	44590HBD7	HUNDRED ACRE WOOD TRUST HAWT 2021 INV1 A27 144A 775,408.90 775,408.90	1.000	07/25/2051	784,949.45 784,949.45	591,552.47 591,552.47
MLK3	46591NBR7	JP MORGAN MORTGAGE TRUST JPMMT 2020 LTV1 B1A 144A 309,097.70 309,097.70	1.000	06/25/2050	318,177.43 318,177.43	257,895.94 257,895.94
MLK3	46645WBC6	JP MORGAN CHASE COMMERCIAL MOR JPMCC 2018 WPT CFX 144A 120,000.00 120,000.00	4.949	07/05/2033	123,599.76 123,599.76	105,405.36 105,405.36
MLK3	46646RAN3	JPMDB COMMERCIAL MORTGAGE SECU JPMDB 2016 C4 AS 565,000.00 565,000.00	3.384	12/15/2049	550,919.14 550,919.14	502,858.14 502,858.14
MLK3	46652KBM0	JP MORGAN MORTGAGE TRUST JPMMT 2020 INV2 A15 144A 91,718.39 91,718.39	1.000	10/25/2050	94,197.65 94,197.65	77,374.03 77,374.03
MLK3	46653JBX8	JP MORGAN MORTGAGE TRUST JPMMT 2020 5 B2 144A 298,424.34 298,424.34	1.000	12/25/2050	309,335.52 309,335.52	237,456.69 237,456.69

DCMT COMPOSITE
COMPOSITE
SCHEDULE H, LINE 4I - SCHEDULE OF ASSETS
(HELD AT END OF YEAR)

(A) FUND	(B) IDENTITY OF ISSUER	(C) DESCRIPTION OF INVESTMENT SHARES/PAR	RATE	MAT DATE (D) COST	(E) CURRENT VALUE
MLK3	482606AJ9	KNDR TRUST 2021 KIND KNDR 2021 KIND B 144A 873,685.57 873,685.57	1.000	08/15/2038 873,685.57 873,685.57	804,124.56 804,124.56
MLK3	556227AA4	MADISON AVENUE TRUST MAD 2015 11MD A 144A 245,000.00 245,000.00	1.000	09/10/2035 251,014.55 251,014.55	226,459.14 226,459.14
MLK3	61763KBD5	MORGAN STANLEY BAML TRUST MSBAM 2014 C15 B 730,000.00 730,000.00	1.000	04/15/2047 767,298.44 767,298.44	702,943.06 702,943.06
MLK3	61763UBC5	MORGAN STANLEY BAML TRUST MSBAM 2014 C17 B 140,000.00 140,000.00	1.000	08/15/2047 148,864.84 148,864.84	133,112.64 133,112.64
MLK5	61772TBH6	MORGAN STANLEY CAPITAL I TRUST MSC 2021 L7 A5 595,000.00 595,000.00	2.574	10/15/2054 612,843.64 612,843.64	482,113.15 482,113.15
MLK3	64830UAA3	NEW RESIDENTIAL MORTGAGE LOAN NRZT 2020 NQM2 A1 144A 48,509.99 48,509.99	1.000	05/24/2060 48,509.96 48,509.96	44,449.80 44,449.80
MLK3	64831GAB1	NEW RESIDENTIAL MORTGAGE LOAN NRZT 2021 INV2 A2 144A 400,753.27 400,753.27	1.000	09/25/2051 401,442.07 401,442.07	322,262.14 322,262.14
MLK3	64831GAD7	NEW RESIDENTIAL MORTGAGE LOAN NRZT 2021 INV2 A4 144A 317,079.51 317,079.51	1.000	09/25/2051 315,642.75 315,642.75	242,689.80 242,689.80
MLK3	67112VBB0	ONslow BAY FINANCIAL LLC OBX 2019 INV2 A25 144A 76,769.87 76,769.87	1.000	05/27/2049 78,441.97 78,441.97	71,878.34 71,878.34
MLK3	67113AAP5	ONslow BAY FINANCIAL LLC OBX 2019 EXP3 1A8 144A 41,116.79 41,116.79	1.000	10/25/2059 41,521.61 41,521.61	38,062.02 38,062.02
MLK3	67113KAX6	ONslow BAY FINANCIAL LLC OBX 2019 EXP2 1A3 144A 61,656.74 61,656.74	1.000	06/25/2059 62,846.12 62,846.12	55,076.43 55,076.43
MLK3	67114JAA8	ONslow BAY FINANCIAL LLC OBX 2021 NQM3 A1 144A 284,064.15 284,064.15	1.000	07/25/2061 284,060.21 284,060.21	213,967.86 213,967.86

DCMT COMPOSITE
COMPOSITE
SCHEDULE H, LINE 4I - SCHEDULE OF ASSETS
(HELD AT END OF YEAR)

(A) FUND	(B) IDENTITY OF ISSUER	(C) DESCRIPTION OF INVESTMENT SHARES/PAR	RATE	MAT DATE (D) COST	(E) CURRENT VALUE
MLK3	78457JAJ1	SMRT 2022 MINI C 144A 545,000.00 545,000.00	1.000	01/15/2039 545,000.00 545,000.00	514,955.02 514,955.02
MLK3	81746HAA9	SEQUOIA MORTGAGE TRUST SEMT 2017 CH1 A1 144A 36,575.28 36,575.28	1.000	08/25/2047 37,923.98 37,923.98	34,181.97 34,181.97
MLK3	81746WAA6	SEQUOIA MORTGAGE TRUST SEMT 2018 CH3 A1 144A 41,128.39 41,128.39	1.000	08/25/2048 42,233.72 42,233.72	40,018.49 40,018.49
MLK3	81746WAB4	SEQUOIA MORTGAGE TRUST SEMT 2018 CH3 A2 144A 12,296.12 12,296.12	1.000	08/25/2048 12,362.45 12,362.45	11,895.08 11,895.08
MLK3	81747DAB5	SEQUOIA MORTGAGE TRUST SEMT 2018 CH1 A2 144A 8,634.30 8,634.30	1.000	03/25/2048 8,669.63 8,669.63	7,837.86 7,837.86
MLK3	81747DAU3	SEQUOIA MORTGAGE TRUST SEMT 2018 CH1 A19 144A 217,849.98 217,849.98	1.000	03/25/2048 223,704.70 223,704.70	201,226.59 201,226.59
MLK3	81747LAB7	SEQUOIA MORTGAGE TRUST SEMT 2018 CH4 A2 144A 2,662.99 2,662.99	1.000	10/25/2048 2,666.34 2,666.34	2,635.63 2,635.63
MLK3	89169EAA7	TOWD POINT MORTGAGE TRUST TPMT 2017 5 A1 144A 21,745.61 21,745.61	1.000	02/25/2057 21,745.61 21,745.61	21,519.92 21,519.92
MLK3	89173FAA8	TOWD POINT MORTGAGE TRUST TPMT 2017 1 A1 144A 10,648.42 10,648.42	1.000	10/25/2056 10,662.52 10,662.52	10,469.34 10,469.34
WIDS	10,662.52	TOORAK MORTGAGE CORH/7EA4BKTD 02 9R2 144L4Od61,424.8 223,704.70		d61,423.0 21,745.61 2191R 21,745.61	21,745.61 21,519.92
WIDS	10,662.52	9S 10,648.7EF9S 10,648.7EF9S		745.61 80 0 Td 0 -19.5 Td ()Tj UNITED WHOLESALEd 0 -19.5 LLCj UWM-19.5	
		9R2 144L4Od61,424.8 223,7414,487.3GAGE CORH/7EA4BKTD 02 4 1020.8		514,93 Td24 0 217,849.98 223,7090354TAV	
		TOWIAK MORT SMRT 2022 MINI C 144A		1.000 01/15/2039	

DCMT COMPOSITE
COMPOSITE
SCHEDULE H, LINE 4I - SCHEDULE OF ASSETS
(HELD AT END OF YEAR)

(A) FUND	(B) IDENTITY OF ISSUER	(C) DESCRIPTION OF INVESTMENT SHARES/PAR	RATE	MAT DATE	(D) COST	(E) CURRENT VALUE
		VERUS SECURITIZATION TRUST				
		VERUS 2019 4 A2 144A	1.000	11/25/2059		
		159,098.32			162,280.29	150,950.02
MLK3	92537KAB0	159,098.32			162,280.29	150,950.02
		VERUS SECURITIZATION TRUST				
		VERUS 2020 INV1 A3 144A	1.000	03/25/2060		
		670,000.00			669,976.35	606,431.00
MLK3	92537TAE5	670,000.00			669,976.35	606,431.00
		VERUS SECURITIZATION TRUST				
		VERUS 2021 R1 A3 144A	1.000	10/25/2063		
		98,010.40			98,008.48	87,684.22
MLK3	92538BAC7	98,010.40			98,008.48	87,684.22
		VERUS SECURITIZATION TRUST				
		VERUS 2021 2 A3 144A	1.000	02/25/2066		
		646,874.62			646,862.08	530,542.11
MLK3	92538FAC8	646,874.62			646,862.08	530,542.11
		VERUS SECURITIZATION TRUST				
		VERUS 2021 5 A2 144A	1.000	09/25/2066		
		257,702.81			257,697.87	201,093.72
MLK3	92538KAB9	257,702.81			257,697.87	201,093.72
		WELLS FARGO COMMERCIAL MORTGAG WFCM 2017 C38 B	1.000	07/15/2050		
		440,000.00			453,169.20	378,844.93
MLK3	95001MAK6	440,000.00			453,169.20	378,844.93
		-----			-----	-----
		27,282,312.59			27,235,158.55	24,656,407.52

DCMT COMPOSITE
COMPOSITE
SCHEDULE H, LINE 4I - SCHEDULE OF ASSETS
(HELD AT END OF YEAR)

(A) FUND	(B) IDENTITY OF ISSUER	(C) DESCRIPTION OF INVESTMENT SHARES/PAR	RATE	MAT DATE	(D) COST	(E) CURRENT VALUE
LOANS SECURED BY MTGES-COM'L						
		BANC OF AMERICA MERRILL LYNCH BAML 2021 JACX B 144A	1.000	09/15/2038		
		310,000.00		310,000.00		285,455.38
MLK3	05493LAG1	310,000.00		310,000.00		285,455.38
		BARCLAYS COMMERCIAL MORTGAGE S BBCMS 2021 C12 A5	2.689	11/15/2054		
		580,000.00		597,358.82		481,662.22
MLK5	05552XBG2	580,000.00		597,358.82		481,662.22
		BPR TRUST BPR 2021 NRD A 144A	1.000	12/15/2038		
		310,000.00		309,228.41		288,455.50
MLK5	05592CAA4	310,000.00		309,228.41		288,455.50
		BPR TRUST BPR 2022 OANA A 144A	1.000	04/15/2037		
		240,000.00		239,404.32		234,239.33
MLK5	05592DAA2	240,000.00		239,404.32		234,239.33
		BX TRUST BX 2021 ARIA B 144A	1.000	10/15/2036		
		410,000.00		407,950.00		384,654.54
MLK3	05608RAE5	410,000.00		407,950.00		384,654.54
		BANK BANK 2018 BN13 A5	1.000	08/15/2061		
		425,000.00		474,124.02		405,034.18
MLK3	06539LBB5	425,000.00		474,124.02		405,034.18
		BANK BANK 2021 BN36 A5	2.470	09/15/2064		
		660,000.00		679,762.38		539,722.72
MLK5	06540DBH7	660,000.00		679,762.38		539,722.72
		BANK BANK 2021 BN37 A5	1.000	11/15/2064		
		585,000.00		602,500.28		483,172.85
MLK5	06540LBF3	585,000.00		602,500.28		483,172.85
		BANK BANK 2022 BNK40 A4	1.000	03/15/2064		
		310,000.00		318,782.61		273,302.05
MLK5	06541LBG0	310,000.00		318,782.61		273,302.05
		BENCHMARK MORTGAGE TRUST BMARK 2021 B28 A5	2.223	08/15/2054		
		605,000.00		623,148.79		484,586.67
MLK5	08163GAU4	605,000.00		623,148.79		484,586.67
		BENCHMARK MORTGAGE TRUST BMARK 2021 B29 A5	2.387	09/15/2054		
		440,000.00		453,199.12		356,866.84
MLK5	08163JAE4	440,000.00		453,199.12		356,866.84

DCMT COMPOSITE
COMPOSITE
SCHEDULE H, LINE 4I - SCHEDULE OF ASSETS
(HELD AT END OF YEAR)

(A) FUND	(B) IDENTITY OF ISSUER	(C) DESCRIPTION OF INVESTMENT SHARES/PAR	RATE	MAT DATE	(D) COST	(E) CURRENT VALUE
		WELLS FARGO COMMERCIAL MORTGAG WFCM 2017 C38 A5	3.453	07/15/2050		
		205,000.00			202,869.92	189,438.92
MLK3	95001MAF7	205,000.00			202,869.92	189,438.92
		WELLS FARGO COMMERCIAL MORTGAG WFCM 2021 SAVE C 144A	1.000	02/15/2040		
		240,890.79			240,890.79	215,490.74
MLK3	95003LAJ9	240,890.79			240,890.79	215,490.74
		WELLS FARGO COMMERCIAL MORTGAG WFCM 2022 C62 A4	1.000	04/15/2055		
		555,000.00			571,611.15	504,811.46
MLK5	95003MBS6	555,000.00			571,611.15	504,811.46
		WELLS FARGO COMMERCIAL MORTGAG WFCM 2021 C61 A4	2.658	11/15/2054		
		830,000.00			854,848.54	677,672.92
MLK5	95003QAS8	830,000.00			854,848.54	677,672.92
		----- 11,170,991.29			----- 11,378,465.73	----- 9,858,076.40

DCMT COMPOSITE
COMPOSITE
SCHEDULE H, LINE 4I - SCHEDULE OF ASSETS
(HELD AT END OF YEAR)

(A) FUND	(B) IDENTITY OF ISSUER	(C) DESCRIPTION OF INVESTMENT SHARES/PAR	RATE	MAT DATE	(E) CURRENT VALUE
			(D) COST		

DCMT COMPOSITE
COMPOSITE
SCHEDULE H, LINE 4I - SCHEDULE OF ASSETS
(HELD AT END OF YEAR)

(A) FUND	(B) IDENTITY OF ISSUER	(C) DESCRIPTION OF INVESTMENT SHARES/PAR	RATE	MAT DATE (D) COST	(E) CURRENT VALUE
OTHER -----					
	HSBC BANK PLC	12/23 ZCP			
		244,990.000		2,158,403.34	2,091,648.18
MLC4	ACI2BJM37	244,990.000		2,158,403.34	2,091,648.18
	HSBC BANK PLC WTS	CALL 04APR24			
		75,348.000		780,198.61	652,315.89
MLC2	ACI24QS17	75,348.000		780,198.61	652,315.89
	HSBC BANK PLC	WARRANT			
		202,162.000		2,373,188.21	2,634,396.67
MLDJ	ACI29FR25	202,162.000		2,373,188.21	2,634,396.67
	SHELL PLC RIGHT	RIGHT			
		81,816.000		0.00	0.00
MLDJ	ACI29M128	46,217.000		0.00	0.00
MLD3	ACI29M128	35,599.000		0.00	0.00
	MSCI EAFE	MAR23	IFUS 20230317	0.000 03/17/2023	
		523.00		0.00	0.00
MLD5	ADI1VV479	523.00		0.00	0.00
	EURO STOXX 50	MAR23	XEUR 20230317	0.000 03/17/2023	
		847.00		0.00	0.00
MLT3	ADI1X1JN2	847.00		0.00	0.00
	S+P500 EMINI FUT	MAR23	XCME 20230317	0.000 03/17/2023	
		3,460.00		0.00	0.00
MLBX	ADI1YWSP8	15.00		0.00	0.00
MLD5	ADI1YWSP8	541.00		0.00	0.00
MLD7	ADI1YWSP8	2,363.00		0.00	0.00
MLS2	ADI1YWSP8	26.00		0.00	0.00
MLT3	ADI1YWSP8	515.00		0.00	0.00
	E-MINI RUSS 2000	MAR23	XCME 20230317	0.000 03/17/2023	
		-1,696.00		0.00	0.00
MLD7	ADI22QP77	-1,873.00		0.00	0.00
MLT3	ADI22QP77	177.00		0.00	0.00
	MSCI EMGMKT	MAR23	IFUS 20230317	0.000 03/17/2023	
		-5,664.00		0.00	0.00
MLC5	ADI24YK24	60.00		0.00	0.00
MLD5	ADI24YK24	418.00		0.00	0.00
MLD7	ADI24YK24	-6,142.00		0.00	0.00

DCMT COMPOSITE
COMPOSITE
SCHEDULE H, LINE 4I - SCHEDULE OF ASSETS
(HELD AT END OF YEAR)

(A) FUND	(B) IDENTITY OF ISSUER	(C) DESCRIPTION OF INVESTMENT SHARES/PAR	RATE	MAT DATE	(D) COST	(E) CURRENT VALUE
		S+P/TSX 60 IX FUT MAR23			0.000 03/16/2023	
		XMOD 20230316				
		67.00			0.00	0.00
MLT3	ADI253YN0	67.00			0.00	0.00
		US ULTRA BOND CBT MAR23			0.000 03/22/2023	
		XCBT 20230322				
		599.00			0.00	0.00
MLK3	ADI26YTH0	78.00			0.00	0.00
MLT3	ADI26YTH0	521.00			0.00	0.00
		US 10YR ULTRA FUT MAR23			0.000 03/22/2023	
		XCBT 20230322				
		279.00			0.00	0.00
MLK3	ADI26ZBM5	221.00			0.00	0.00
MLK5	ADI26ZBM5	58.00			0.00	0.00
		LONG GILT FUTURE MAR23			0.000 03/29/2023	
		IFLL 20230329				
		-42.00			0.00	0.00
MLK3	ADI27GKW4	-42.00			0.00	0.00
		US 2YR NOTE (CBT) MAR23			0.000 03/31/2023	
		XCBT 20230331				
		-50.00			0.00	0.00
MLK3	ADI27GZW8	-50.00			0.00	0.00
		NIKKEI 225 (OSE) MAR23			0.000 03/09/2023	
		XOSE 20230309				
		60.00			0.00	0.00
MLT3	ADI287PZ1	60.00			0.00	0.00
		HSBC BANK PLC				
		CALL EXP11APRIL24				
		1,702.000			82,107.68	66,182.35
MLC2	BJLKNQ909	1,702.000			82,107.68	66,182.35
		HSBC BANK PLC				
		WARRANTS				
		8,477.000			387,687.78	329,786.43
MLD3	BMB3LX908	8,477.000			387,687.78	329,786.43
		JP MORGAN STRUCTURED PRODUCTS JPM				
		CW23 GUANGDONG JIA				
		47,280.000			350,202.23	305,034.44
		47,280.000			350,202.23	305,034.44
-----					-----	-----
			660,158.000		6,131,787.85	6,079,363.96

DCMT COMPOSITE
COMPOSITE
SCHEDULE H, LINE 4I - SCHEDULE OF ASSETS
(HELD AT END OF YEAR)

(A) FUND	(B) IDENTITY OF ISSUER	(C) DESCRIPTION OF INVESTMENT SHARES/PAR	RATE	MAT DATE (D) COST	(E) CURRENT VALUE
-------------	------------------------	---	------	----------------------	----------------------

(A)	(B) IDENTITY OF ISSUER	(C) 01T3 MON/COLLECTIVE TRUSEDULE OF ASSETS			
-----	------------------------	---	--	--	--

FUND

PAGE: 380

2,277,366.636

522,123,577.75

522,072,637.10 0 -19.50 Td ()Tj 0 X4

ACIOCLX58

DCMT COMPOSITE
COMPOSITE
SCHEDULE H, LINE 4I - SCHEDULE OF ASSETS
(HELD AT END OF YEAR)

(A) FUND	(B) IDENTITY OF ISSUER	(C) DESCRIPTION OF INVESTMENT SHARES/PAR	RATE	MAT DATE	(E) CURRENT VALUE
			(D) COST		
		003999372 NT COL CANADA IDX NL			
		346,921.767	70,990,970.05		71,395,111.96
MLDZ	935UIA904	346,921.767	70,990,970.05		71,395,111.96
		-----	-----		-----
		579,544,223.722	20,578,327,232.14		19,959,526,892.23

DCMT COMPOSITE
COMPOSITE
SCHEDULE H, LINE 4I - SCHEDULE OF ASSETS
(HELD AT END OF YEAR)

(A) FUND	(B) IDENTITY OF ISSUER	(C) DESCRIPTION OF INVESTMENT SHARES/PAR	RATE	MAT DATE (D) COST	(E) CURRENT VALUE
-------------	------------------------	---	------	----------------------	----------------------

103-12 INVESTMENTS

*		PRUDENTIAL INS CO AMER		MUTUAL FUND	
				170,004,494.903	331,448,056.66
				170,004,494.903	317,983,547.46
MLQ7	744366782			170,004,494.903	317,983,547.46

DCMT COMPOSITE
COMPOSITE
SCHEDULE H, LINE 4I - SCHEDULE OF ASSETS
(HELD AT END OF YEAR)

(A) FUND	(B) IDENTITY OF ISSUER	(C) DESCRIPTION OF INVESTMENT SHARES/PAR	RATE	MAT DATE (D) COST	(E) CURRENT VALUE
-------------	------------------------	---	------	----------------------	----------------------

REGISTERED INVESTMENT COMPANY

*		INVESCO OPTIMUM YIELD DIVERSIF	INVESCO OPTIMUM YIELD DIVERS		
*		INVESCOEXCHANGE TRADRED(FUNDT	INVESCOS+P 5000PURE VALUEES)Tj 0 -19.50 Td (
*		INVESCOS+P 5000PURE GROWTH ET	INVESCOS+P 5000PURE GROWTH S 831,900.000	31/2214,600,856.49	31/2212,720,079.000
*		INVESCODBT COMODTITYINDEX TRA	INVESCODBT COMODTITYINDEX TS 1,493,5900.000	31/2230,127,964.37	31/2236,814,775.000
*		INVESCOS+P 5000LOW VOLATILTITYINN	INVESCOS+P 5000LOW VOLATILTS 02,3900.000	31/2213,0061489.000	31/2212,9261,70.000
		SHARE MSCI CANADA ETF	SHARE MSCI CANADA ETF 38 26900.000	31/221 2687,840.84	31/221 252 2,98.000
		SHARE CORE S+P MID CAP ETF	SHARE CORE S+P MIDCAP ETF 20,7500.000	31/22 5,1061,34.67	31/22 5,019,2179.50
		SHARE CORE S+P SMALL CAP ETF	SHARE CORE S+P SMALL CAP E 43,0000.000	31/22 4,889,530.000	31/22 4,069,520.000
		SHARE MSCI USA MIN VOL FACTO	SHARE MSCI USA MIN VOL FAC 17 2,900.000	31/2213,315,317.000	31/2212,430,040.000
		SHARE CORE MSCI EAFE ETF	SHARE CORE MSCI EAFE ETF 7802,900.000	31/22582,91,512.000	31/2248,103,856.000
		SHARE CORE MSCI EMERGING MAR	SHARE CORE MSCI EMERGING 5731,900.000	31/2235,100,235.88	261891,130.000

DCMT COMPOSITE
COMPOSITE
SCHEDULE H, LINE 4I - SCHEDULE OF ASSETS
(HELD AT END OF YEAR)

(A) FUND	(B) IDENTITY OF ISSUER	(C) DESCRIPTION OF INVESTMENT SHARES/PAR	RATE	MAT DATE (D) COST	(E) CURRENT VALUE
		LOOMIS SAYLES SER INVT			
		MUTUAL FUND			
		2,710,608.317		34,410,849.95	30,521,449.65
MLK5	54350W706	2,710,608.317		34,410,849.95	30,521,449.65
		T ROWE PRICE INSTITUTIONAL FLO			
		T ROWE PR INST FLOAT RT INST			
		814,093.681		7,932,368.64	7,473,379.99
MLK3	77958B402	814,093.681		7,932,368.64	7,473,379.99
		SPDR PORTFOLIO LONG TERM TREAS			
		SPDR PORT LNG TRM TRSRY			
		515,800.000		17,002,936.20	14,973,674.00
MLT4	78464A664	515,800.000		17,002,936.20	14,973,674.00
		HEALTH CARE SELECT SECTOR SPDR			
		HEALTH CARE SELECT SECTOR			
		104,700.000		13,830,780.04	14,223,495.00
MLT4	81369Y209	104,700.000		13,830,780.04	14,223,495.00
		CONSUMER STAPLES SELECT SECTOR			
		CONSUMER STAPLES SPDR			
		144,700.000		9,990,297.90	10,787,385.00
MLT4	81369Y308	144,700.000		9,990,297.90	10,787,385.00

DCMT COMPOSITE
COMPOSITE
SCHEDULE H, LINE 4I - SCHEDULE OF ASSETS
(HELD AT END OF YEAR)

(A) FUND	(B) IDENTITY OF ISSUER	(C) DESCRIPTION OF INVESTMENT SHARES/PAR	RATE	MAT DATE	(D) COST	(E) CURRENT VALUE

INSURANCE CO. GENERAL ACCOUNT -----						
		INVESCO STABLE VALUE PORTFOLIO	3.330	10/07/2025		
					5,131,363,861.46	5,131,363,861.02
ML2Z	62499A9Q0				5,131,363,861.46	5,131,363,861.02
					-----	-----
		Total Synthetic GIC at Contract Value:			5,131,363,861.46	5,131,363,861.02
		Adjustment from contract value to fair value:				(386,138,647.65)
		Total Synthetic GIC (CCT's) at Fair Value:				4,745,225,213.36

* Party in interest for which a statutory exemption exists.

Schedule H, Line 4I - Schedule of Assets (Held at End of Year)

(a) Party in Interest

(b) Security Name	(c) Security Type & Share Quantity	(d) ERISA Cost	(e) Current Value
. EP EMRGING MKTS SMALL COM CL A	MUTUAL FUNDS 7,188.33	\$ 65,557.61	\$ 92,314.62
. EUROPAC GOLD A	MUTUAL FUNDS 32,823.03	\$ 298,361.41	\$ 328,509.62
. EUROPAC INTL DIVIDEND INC A	MUTUAL FUNDS 5,883.44	\$ 52,833.26	\$ 53,085.53
. EUROPAC INTL DIVIDEND INC I	MUTUAL FUNDS 4,407.11	\$ 39,619.88	\$ 40,113.42
. EUROPAC INTL			

Schedule H, Line 4I - Schedule of Assets (Held at End of Year)

(a) Party in Interest	(b) Security Name	(c) Security Type & Share Quantity	(d) ERISA Cost	(e) Current Value
	8X8 INC NEW COM	COMMON STOCK 212.00	\$ 915.84	\$ 3,553.12
	9 METERS BIOPHARMA INC COM	COMMON STOCK 4,781.00	\$ 6,024.06	\$ 3,486.80
	908 DEVICES INC COM	COMMON STOCK 430.00	\$ 3,276.60	\$ 11,124.10
	9F INC 1:20 R/S 1/18/23 65442R208	COMMON STOCK 1.00	\$ 0.18	\$ 1.10
	A K A BRANDS HLDG CORP COM	COMMON STOCK 225.00	\$ 285.75	\$ 923.40
	A10 NETWORKS INC COM	COMMON STOCK 1,508.51	\$ 25,086.44	\$ 25,003.75
	AADI BIOSCIENCE INC COM	COMMON STOCK 350.00	\$ 4,490.50	\$ 8,452.50
	AAR CORP COM	COMMON STOCK 101.00	\$ 4,534.90	\$ 3,942.03
	AB WATLEY GROUP INC COM DELISTED	COMMON STOCK 50.00	\$	\$
	ABATTIS BIOCEUTICALS CORP COM	COMMON STOCK 3,100.00	\$	\$
	ABB LTD ADR SPONSORED	COMMON STOCK 6,891.55	\$ 209,916.49	\$ 244,805.46
	ABBOTT LABORATORIES COM	COMMON STOCK 5,833.32	\$ 640,441.52	\$ 783,359.93
	ABBVIE INC COM	COMMON STOCK 24,377.14	\$ 3,939,591.37	\$ 3,330,476.05
	ABCAM PLC ADR SPONSORED	COMMON STOCK 130.00	\$ 2,022.80	\$ 3,061.50
	ABCELLERA BIOLOGICS INC COM	COMMON STOCK 13,236.00	\$ 134,080.68	\$ 168,042.44
	ABEONA THERAPEUTICS INC COM	COMMON STOCK 56.00	\$ 172.48	\$
	ABERCROMBIE & FITCH CO COM CL A	COMMON STOCK 1,152.00	\$ 26,392.32	\$ 31,678.13
	ABERDEEN FUNDS DYNAMIC DIV INST	MUTUAL FUNDS 13,180.20	\$ 51,929.99	\$ 62,999.23
	ABERDEEN FUNDS EMRG MKTS A	MUTUAL FUNDS 587.52	\$ 7,296.95	\$ 10,033.32
	ABERDEEN FUNDS INTL SUSTAINABLE LEADERS A	MUTUAL FUNDS 331.26	\$ 7,503.02	\$ 11,018.10
	ABERDEEN FUNDS US SM CAP EQTY A	MUTUAL FUNDS 161.90	\$ 4,526.84	\$ 6,416.60
	ABERDEEN INTERNATIONAL INC COM	COMMON STOCK 5,000.00	\$ 150.00	\$ 528.00
	ABERDEEN PREIOUS MTLs BSKT TR ABRDN PRECIOUS METALS BASKE			
	COMMON	COMMON		

Schedule H, Line 4I - Schedule of Assets (Held at End of Year)

(a) Party in	(b) Security Name	(c) Security Type & Share Quantity	(d) ERISA Cost	(e) Current Value
Interest	ABRDN EMRG MKT EQ IN FD INC COM	COMMON		

Schedule H, Line 4I - Schedule of Assets (Held at End of Year)

(a) Party in Interest	(b) Security Name	(c) Security Type & Share Quantity	(d) ERISA Cost	(e) Current Value
	ACTIVISION BLIZZARD INC COM	COMMON STOCK 17,639.89	\$ 1,350,333.58	\$ 1,198,047.37
	ACTIVISION BLIZZARD INC NOTE M/W CLBL	BONDS 65.00	\$ 40,232.67	\$ 56,985.36
	ACUITY BRANDS INC COM	COMMON STOCK 1.00	\$ 165.61	\$ 166.04
	ACUITYADS HLDGS INC COM	COMMON STOCK 5,300.00	\$ 8,215.00	\$ 16,272.90
	ACUMEN PHARMACEUTICALS INC COM	COMMON STOCK 420.00	\$ 2,268.00	\$ 2,131.99
	ACUSHNET HOLDINGS CORP COM	COMMON STOCK 21.16	\$ 898.62	\$ 1,048.92
	ACUSPHERE INC COM	COMMON STOCK 2,640.00	\$	\$
	ACUTUS MEDICAL INC COM	COMMON STOCK 250.00	\$ 287.50	\$ 852.50
	ADAMAS PHARMACEUTICALS INC CVR	COMMON STOCK 4,980.00	\$	\$
	ADAMAS PHARMACEUTICALS INC CVR	COMMON STOCK 4,980.00	\$	\$
	ADAMIS PHARMAS CORP COM	COMMON STOCK 61,705.00	\$ 10,446.66	\$ 37,331.53
	ADAMS DIVERSIFIED EQUITY FD COM	COMMON STOCK 260.50	\$ 3,787.71	\$ 4,984.45
	ADAMS NATURAL RESOURCES FUND 1 COM	COMMON STOCK 133.39	\$ 2,907.95	\$ 3,147.11
	ADAMS RESOURCES & ENERGY INC COM	COMMON STOCK 25.00	\$ 973.00	\$ 996.00
	ADAPTHEALTH CORP COM	COMMON STOCK 625.00	\$ 12,012.50	\$ 15,629.48
	ADAPT IMMUNE THERAPEUTICS PLC ADR	COMMON STOCK 8,942.00	\$ 13,055.32	\$ 33,495.89
	ADAPTIVE BIOTECHNOLOGIES CORP COM	COMMON STOCK 5,281.00	\$ 40,346.84	\$ 66,260.91
	ADC THERAPEUTICS SA COM	COMMON STOCK 502.00	\$ 1,927.68	\$ 8,948.40
	ADDENTAX GROUP CORP COM	COMMON STOCK 1,600.00	\$ 1,714.40	\$ 5,528.20
	ADDUS HOMECARE CORP COM	COMMON STOCK 24.00	\$ 2,387.76	\$ 2,406.03
	ADECOAGRO S A COM	COMMON STOCK 568.79	\$ 4,715.24	\$ 4,985.20
	ADEIA INC COM	COMMON STOCK 513.93	\$ 4,872.01	\$ 4,311.33
	ADHERA THERAPEUTICS INC COM	COMMON STOCK 5.00	\$ 4.10	\$
	ADIAL PHARMACEUTICALS INC COM	COMMON STOCK 17,000.00	\$ 3,655.00	\$ 29,611.76
	ADIANT PLC COM	COMMON STOCK 228.08	\$ 7,912.03	\$ 10,920.37
	ADITX INC COM	COMMON STOCK 2,745.00	\$ 3,169.38	\$ 15,437.12
	ADMA BIOLOGICS INC COM	COMMON STOCK 19,364.00	\$ 75,132.32	\$ 31,735.09
	ADOBE INC COM	COMMON STOCK 3,620.00	\$ 1,218,238.60	\$ 1,835,694.01
	ADT INC COM	COMMON STOCK 286.00	\$ 2,594.02	\$ 2,374.05
	ADTRAN HOLDINGS INC COM	COMMON STOCK 40.00	\$ 751.60	\$
	ADV EMISSIONS SOLUTIONS INC COM	COMMON STOCK 1,118.00	\$ 2,716.74	\$ 7,344.52
	ADVANCE AUTO PARTS INC COM	COMMON STOCK 245.41	\$ 36,082.78	\$ 51,736.60
	ADVANCED ENERGY INDUSTRIES COM	COMMON STOCK 60.08	\$ 5,153.66	\$ 5,477.56
	ADVANCED MICRO DEVICES INC COM	COMMON STOCK 147,369.00	\$ 9,545,090.13	\$ 18,259,560.21
	ADVANSIX INC COM	COMMON STOCK 5.02	\$ 190.75	\$ 238.23
	ADVANTAGE ENERGY LTD COM	COMMON STOCK 14.00	\$ 98.14	\$ 82.32

Schedule H, Line 4I - Schedule of Assets (Held at End of Year)

(a) Party in	(b) Security Name	(c) Security Type & Share Quantity	(d) ERISA Cost	(e) Current Value
Interest	ADVAXIS INC			

Schedule H, Line 4I - Schedule of Assets (Held at End of Year)

**(a) Party in
Interest**

Schedule H, Line 4I - Schedule of Assets (Held at End of Year)

(a) Party in Interest	(b) Security Name	(c) Security Type & Share Quantity	(d) ERISA Cost	(e) Current Value
	AGNICO EAGLE MINES LTD COM	COMMON STOCK 14,727.56	\$ 765,686.21	\$ 392,760.03
	AGORA INC ADR	COMMON STOCK 163.00	\$ 637.33	\$ 2,642.23
	AGREE REALTY CORP COM USD0.0001	COMMON STOCK 44.00	\$ 3,120.92	\$ 3,117.79
	AGRIFORCE GROWING SYS LTD COM	COMMON STOCK 200.00	\$ 226.00	\$ 940.00
	AGRIFORCE GROWING SYS LTD WARRANT	WARRANTS 1,800.00	\$ 153.58	\$ 792.18
	AGRIFY CORPORATION COM	COMMON STOCK 1,513.00	\$ 503.83	\$ 555.99
	AGROFRESH SOLUTIONS INC COM	COMMON STOCK 500.00	\$ 1,480.00	\$ 775.00
	AILERON THERAPEUTICS INC COM	COMMON STOCK 50.00	\$ 118.50	\$
	AIM IMMUNOTECH INC COM	COMMON STOCK 6,224.00	\$ 1,941.27	\$ 5,726.08
	AIR INDUSTRIES GROUP COM	COMMON STOCK 70.00	\$ 297.50	\$
	AIR LEASE CORP COM CL A	COMMON STOCK 175.83	\$ 6,755.39	\$ 7,428.72
	AIR PRODUCTS & CHEMICALS INC COM	COMMON STOCK 1,266.10	\$ 390,285.52	\$ 364,973.59
	AIR TRANSPORT SERVICES GRP INC COM	COMMON STOCK 100.00	\$ 2,598.00	\$ 2,829.05
	AIRBNB INC COM CL A	COMMON STOCK 13,955.00	\$ 1,193,152.50	\$ 2,189,761.46
	AIRGAIN INC COM	COMMON STOCK 500.00	\$	\$ 1,480.00

Schedule H, Line 4I - Schedule of Assets (Held at End of Year)

(a) Party in Interest	(b) Security Name	(c) Security Type & Share Quantity	(d) ERISA Cost	(e) Current Value
	ALBEMARLE CORP COM	COMMON STOCK 3,057.60	\$ 663,070.05	\$ 743,204.22
	ALBERTSONS COMPANIES INC COM	COMMON STOCK 2,746.03	\$ 56,952.70	

Schedule H, Line 4I - Schedule of Assets (Held at End of Year)

(a) Party in Interest	(b) Security Name	(c) Security Type & Share Quantity	(d) ERISA Cost	(e) Current Value
	ALLY FINANCIAL INC NOTE M/W CLBL	BONDS 20.00	\$ 19,475.21	20,579.05

Schedule H, Line 4I - Schedule of Assets (Held at End of Year)

(a) Party in Interest	(b) Security Name	(c) Security Type & Share Quantity	(d) ERISA Cost	(e) Current Value
	ALTERNATIVE ENERGY COM	COMMON STOCK 81,000.00	\$	\$
	ALTERYX INC COM CL A	COMMON STOCK 2,575.00	\$ 130,475.25	\$ 154,289.38
	ALTICE USA INC COM CL A	COMMON STOCK 715.00	\$ 3,289.00	\$ 8,274.71
	ALTIMUNE INC COM	COMMON STOCK 1,170.00	\$ 19,246.50	\$ 10,717.20
	ALTISOURCE PORTFOL COM	COMMON STOCK 542.00	\$ 5,127.32	\$ 6,322.59
	ALTITUDE ACQUISITION CORP COM CL A	COMMON STOCK 1,350.00	\$ 13,392.00	\$ 13,365.00
	ALTIUS MINERALS CORP COM	COMMON STOCK 78.09	\$ 1,285.31	\$ 1,078.36
	ALTO INGREDIENTS INC COM	COMMON STOCK 1,259.00	\$ 3,625.92	\$ 7,087.79
	ALTRIA GROUP INC COM	COMMON STOCK 58,740.76	\$ 2,685,039.04	\$ 2,774,760.53
	ALTRIA GROUP INC NOTE M/W CLBL	BONDS 10.00	\$ 9,835.81	\$ 10,229.03
	ALTUS POWER INC COM CL A	COMMON STOCK 30.00	\$ 195.60	\$ 277.50
	ALUMIFUEL PWR CORP COM	COMMON STOCK 1.00	\$	\$
	ALUMINUM CRP OF CHINA (CHALCO) ADR SPONSORED	COMMON STOCK 103.00	\$ 1,058.84	\$ 1,414.19
	ALVARION LTD COM	COMMON STOCK 3,000.00	\$	\$ 0.30
	ALX ONCOLOGY HLDGS INC COM	COMMON STOCK 30.00	\$ 338.10	\$ 513.86
	ALZAMEND NEURO INC COM	COMMON STOCK 2,000.00	\$ 1,129.80	\$ 3,800.00
	AMANA GROWTH INST	MUTUAL FUNDS 2,603.68	\$ 149,633.66	\$ 190,835.66
	AMANA GROWTH INVESTOR	MUTUAL FUNDS 7,394.32	\$ 423,029.16	\$ 534,675.88
	AMANA INCOME INST	MUTUAL FUNDS 2,540.09	\$ 140,009.54	\$ 164,202.82
	AMANA INCOME INVESTOR	MUTUAL FUNDS 5,935.86	\$ 330,805.14	\$ 386,704.74
	AMARANTUS BIOSCIENCE HLDGS INC COM	COMMON STOCK 433.00	\$ 0.74	\$ 7.10
	AMARIN CORP ADR SPONSORED	COMMON STOCK 185,796.00	\$ 224,813.16	\$ 533,760.51
	AMAZON COM INC COM	COMMON STOCK 358,338.00	\$ 30,100,392.00	\$ 58,465,801.19
	AMAZONAS FLORESTAL LTD COM	COMMON STOCK 5.00	\$ 0.00	\$ 0.00
	AMBARELLA INC COM	COMMON STOCK 1,236.00	\$ 101,636.28	\$ 203,696.13
	AMBASSADORS GROUP ESCROW	COMMON STOCK 267.00	\$	\$
	AMBEV SA ADR SPONSORED	COMMON STOCK 3,326.69	\$ 9,048.59	\$ 9,578.61
	AMBOW EDUCATION HOLDING LTD ADR	COMMON STOCK 83.00	\$ 25.32	\$ 76.61
	AMBRX BIOPHARMA INC ADR	COMMON STOCK 200.00	\$ 454.00	\$ 644.88
	AMC ENTERTAINMENT HOLDINGS INC COM CL A	COMMON STOCK 294,737.00	\$ 1,199,579.59	\$ 6,283,992.17
	AMC ENTERTAINMENT HOLDINGS INC PFD EQT UNIT DEP REP 1/100	PREFERRED STOCK 356,885.00	\$ 503,207.85	\$ 390,453.21
	AMC NETWORKS INC COM CL A	COMMON STOCK 2,141.00	\$ 33,549.47	\$ 73,222.80
	AMCOR PLC COM	COMMON STOCK 3,740.85	\$ 44,553.54	\$ 45,590.08
	AMDOCS LTD COM	COMMON STOCK 172.00	\$ 15,634.80	\$ 12,942.24
	AMEDISYS INC COM	COMMON STOCK 5.00	\$ 417.70	\$ 421.12
	AMER AXLE & MANUFACTURING HLDG COM	COMMON STOCK 2,000.00	\$ 15,640.00	\$ 18,660.00

Schedule H, Line 4I - Schedule of Assets (Held at End of Year)

(a) Party in Interest	(b) Security Name	(c) Security Type & Share Quantity	(d) ERISA Cost	(e) Current Value
	AMER HERITAGE INTL INC COM	COMMON STOCK 68.00	\$	\$
	AMER HONDA FINANCE CORP NOTE M/W CLBL	BONDS 25.00	\$ 23,871.63	\$ 25,623.97
	AMER INTL GRP INC COM	COMMON STOCK 3,019.42	\$ 190,947.80	\$ 171,261.10
	AMER RARE EARTHS AND MATERIALS			

Schedule H, Line 4I - Schedule of Assets (Held at End of Year)

(a) Party in Interest	(b) Security Name	(c) Security Type & Share Quantity	(d) ERISA Cost	(e) Current Value
	AMERICAN CENTURY INVESTMENTS INTL OPP INVESTOR	MUTUAL FUNDS 37.13	\$ 310.78	\$ 445.19
	AMERICAN CENTURY INVESTMENTS INTL SMCP VLU ETF	COMMON STOCK 5,287.89	\$ 292,684.10	\$ 301,172.53
	AMERICAN CENTURY INVESTMENTS MID CAP VALUE INVESTOR	MUTUAL FUNDS 2,881.20	\$ 44,456.89	\$ 51,155.86
	AMERICAN CENTURY INVESTMENTS ONE CHOICE VERY AGGRESSIVE INV	MUTUAL FUNDS 595.96	\$ 8,921.48	\$ 12,084.23
	AMERICAN CENTURY INVESTMENTS REAL ESTATE ETF	COMMON STOCK 177.12	\$ 7,283.34	\$ 8,028.83
	AMERICAN CENTURY INVESTMENTS REAL ESTATE INVESTOR	MUTUAL FUNDS 166.26	\$ 3,819.06	\$ 5,464.75
	AMERICAN CENTURY INVESTMENTS SHORT DUR STRATEGIC INC R5	MUTUAL FUNDS 2,167.31	\$ 19,202.38	\$ 21,021.55
	AMERICAN CENTURY INVESTMENTS SM CAP GROWTH I	MUTUAL FUNDS 572.02	\$ 9,569.89	\$ 12,973.41
	AMERICAN CENTURY INVESTMENTS SM CAP GROWTH INVESTOR	MUTUAL FUNDS 2,351.14	\$ 37,477.20	\$ 50,925.73
	AMERICAN CENTURY INVESTMENTS SM CAP VALUE INVESTOR	MUTUAL FUNDS 46,690.97	\$ 421,619.41	\$ 509,301.69
	AMERICAN CENTURY INVESTMENTS STOXX US QUALT ETF	COMMON STOCK 506.00	\$ 24,055.24	\$ 26,787.29
	AMERICAN CENTURY INVESTMENTS SUSTAINABLE EQTY INVESTOR	MUTUAL FUNDS 136.24	\$ 5,261.36	\$ 5,988.01
	AMERICAN CENTURY INVESTMENTS U.S. LARGE CAP VALUE ETF	COMMON STOCK 652.04	\$ 32,725.84	\$ 33,471.21
	AMERICAN CENTURY INVESTMENTS ULTRA INVESTOR	MUTUAL FUNDS 30.34	\$ 1,673.66	\$ 2,645.15
	AMERICAN CENTURY INVESTMENTS US EQT ETF	COMMON STOCK 1,838.70	\$ 125,050.06	\$ 131,252.56
	AMERICAN EAGLE ENERGY CORP COM	COMMON STOCK 1,756.00	\$	\$
	AMERICAN EAGLE OUTFITTERS INC COM	COMMON STOCK 6,500.87	\$ 90,752.03	\$ 136,973.81
	AMERICAN ELECTRIC POWER CO INC COM	COMMON STOCK 2,828.10	\$ 268,527.15	\$ 257,163.26
	AMERICAN EXPRESS CO COM	COMMON STOCK 4,311.02	\$ 636,953.50	\$ 708,532.90
	AMERICAN EXPRESS NATIONAL BANK CD	CASH 2.00	\$ 1,985.21	\$ 2,025.80
	AMERICAN EXPRESS NATIONAL BANK CD	CASH 89.00	\$ 82,369.31	\$ 89,000.00
	AMERICAN EXPRESS NATIONAL BANK CD	CASH 15.00	\$ 14,013.91	\$ 15,000.00
	AMERICAN EXPRESS NATIONAL BANK CD	CASH 70.00	\$ 68,301.56	\$ 70,000.00
	AMERICAN EXPRESS NATIONAL BANK CD	CASH 50.00	\$ 49,050.39	\$ 50,000.00
	AMERICAN EXPRESS NATIONAL BANK CD	CASH 5.00	\$ 4,959.45	\$ 5,008.09
	AMERICAN EXPRESS NATIONAL BANK CD	CASH 50.00	\$ 49,637.73	\$ 50,000.00
	AMERICAN EXPRESS NATIONAL BANK CD	CASH 20.00	\$ 19,912.45	\$ 20,000.00
	AMERICAN EXPRESS NATIONAL BANK CD	CASH 20.00	\$ 19,931.04	\$ 20,000.00
	AMERICAN FINANCIAL GROUP INC COM	COMMON STOCK 509.52	\$ 69,946.22	\$ 70,538.39
	AMERICAN FUNDS 2035 TGT DATE RETIREMENT F1	MUTUAL FUNDS 27,181.68	\$ 417,238.73	\$ 521,444.24
	AMERICAN FUNDS AMCAP F1	MUTUAL FUNDS 468.62	\$ 13,927.51	\$ 19,793.85
	AMERICAN FUNDS AMCAP F2	MUTUAL FUNDS 1,314.30	\$ 40,086.15	\$ 58,941.25
	AMERICAN FUNDS AMERICAN BAL A	MUTUAL FUNDS 1,377.32	\$ 39,611.67	\$ 45,968.63
	AMERICAN FUNDS AMERICAN BAL F1	MUTUAL FUNDS 14,848.56	\$ 426,598.87	\$ 491,791.80
	AMERICAN FUNDS AMERICAN HIGH INCOME TRUST F1	MUTUAL FUNDS 4,582.45	\$ 41,517.03	\$ 47,944.96
	AMERICAN FUNDS AMERICAN MUTUAL A	MUTUAL FUNDS 999.19	\$ 48,390.58	\$ 52,939.97

Schedule H, Line 4I - Schedule of Assets (Held at End of Year)

(a) Party in Interest	(b) Security Name	(c) Security Type & Share Quantity	(d) ERISA Cost	(e) Current Value
	AMERICAN FUNDS AMERICAN MUTUAL F1	MUTUAL FUNDS 2,357.62	\$ 113,566.17	\$ 124,253.94
	AMERICAN FUNDS BOND FUND OF AMERICA F1	MUTUAL FUNDS 4,326.65	\$ 49,237.24	\$ 57,765.40
	AMERICAN FUNDS CAP INCOME BUILDER A	MUTUAL FUNDS 643.36	\$ 40,525.37	\$ 44,990.78
	AMERICAN FUNDS CAP INCOME BUILDER F1	MUTUAL FUNDS 693.07	\$ 43,656.67	\$ 46,126.97
	AMERICAN FUNDS CAPITAL WORLD GROWTH & INC A	MUTUAL FUNDS 133.95	\$ 6,909.14	\$ 8,497.37
	AMERICAN FUNDS CAPITAL WORLD GROWTH & INC F1	MUTUAL FUNDS 4,933.50	\$ 253,828.01	\$ 295,652.54
	AMERICAN FUNDS CAPITAL WORLD GROWTH & INC R5	MUTUAL FUNDS 1,584.37	\$ 81,721.91	\$ 100,134.90
	AMERICAN FUNDS EUROPACIFIC GROWTH A	MUTUAL FUNDS 679.59	\$ 33,320.05	\$ 43,850.64
	AMERICAN FUNDS EUROPACIFIC GROWTH F1	MUTUAL FUNDS 3,208.33	\$ 156,566.26	\$ 195,620.12
	AMERICAN FUNDS EUROPACIFIC GROWTH F2	MUTUAL FUNDS 584.56	\$ 28,584.74	\$ 37,579.35
	AMERICAN FUNDS FUNDAMENTAL INVESTORS A	MUTUAL FUNDS 124.98	\$ 7,529.98	\$ 9,425.81
	AMERICAN FUNDS FUNDAMENTAL INVESTORS F1	MUTUAL FUNDS 1,615.50	\$ 97,285.59	\$ 121,080.76
	AMERICAN FUNDS FUNDAMENTAL INVESTORS F2	MUTUAL FUNDS 763.99	\$ 45,999.90	\$ 57,396.85
	AMERICAN FUNDS GLOBAL BAL F1	MUTUAL FUNDS 347.67	\$ 11,302.82	\$ 13,351.28
	AMERICAN FUNDS GROWTH FUND OF AMERICA A	MUTUAL FUNDS 123.11	\$ 6,092.71	\$ 9,031.80
	AMERICAN FUNDS GROWTH FUND OF AMERICA F1	MUTUAL FUNDS 4,920.84	\$ 241,564.53	\$ 346,243.45
	AMERICAN FUNDS GROWTH FUND OF AMERICA F2	MUTUAL FUNDS 776.01	\$ 38,265.15	\$ 56,700.43
	AMERICAN FUNDS INCOME FUND OF AMERICA F1	MUTUAL FUNDS 373.10	\$ 8,413.31	\$ 9,552.91
	AMERICAN FUNDS INCOME FUND OF AMERICA R4	MUTUAL FUNDS 1,347.36	\$ 30,409.89	\$ 34,523.62
	AMERICAN FUNDS INTL GROWTH & INCOME F1	MUTUAL FUNDS 4,912.57	\$ 156,858.01	\$ 191,623.86
	AMERICAN FUNDS INVMT CO OF AMERICA A	MUTUAL FUNDS 440.93	\$ 18,192.69	\$ 22,601.45
	AMERICAN FUNDS INVMT CO OF AMERICA F2	MUTUAL FUNDS 861.74	\$ 35,529.42	\$ 44,122.02
	AMERICAN FUNDS NEW ECONOMY F1	MUTUAL FUNDS 2,438.69	\$ 106,424.30	\$ 143,199.26
	AMERICAN FUNDS NEW PERSPECTIVE A	MUTUAL FUNDS 125.12	\$ 5,919.43	\$ 8,219.24
	AMERICAN FUNDS NEW PERSPECTIVE F1	MUTUAL FUNDS 8,681.97	\$ 407,705.50	\$ 531,232.74
	AMERICAN FUNDS NEW PERSPECTIVE R4	MUTUAL FUNDS 2,903.38	\$ 134,977.86	\$ 187,499.14
	AMERICAN FUNDS NEW PERSPECTIVE R5	MUTUAL FUNDS 2,406.28	\$ 113,696.78	\$ 157,778.68
	AMERICAN FUNDS NEW WORLD A	MUTUAL FUNDS 96.39	\$ 6,405.95	\$ 8,276.90
	AMERICAN FUNDS NEW WORLD F1	MUTUAL FUNDS 5,852.53	\$ 386,206.14	\$ 492,487.89
	AMERICAN FUNDS SHORT TERM BD FD AMERICA F1	MUTUAL FUNDS 5,603.42	\$ 52,952.36	\$ 55,395.21
	AMERICAN FUNDS SM CAP WORLD F1	MUTUAL FUNDS 2,677.61	\$ 147,777.02	\$ 196,792.67
	AMERICAN FUNDS SM CAP WORLD F2	MUTUAL FUNDS 307.69	\$ 17,756.73	\$ 25,301.75
	AMERICAN FUNDS STRATEGIC BOND F1	MUTUAL FUNDS 3,978.77	\$ 37,400.43	\$ 44,815.81
	AMERICAN FUNDS WA MUTUAL INVESTORS F1	MUTUAL FUNDS 1,579.65	\$ 81,731.14	\$ 94,248.50
	AMERICAN GREEN INC COM	COMMON STOCK 220.00	\$ 0.24	\$ 0.55
	AMERICAN HOMES 4 RENT 5.875% CUM RED PERP PRF *CLBL	PREFERRED STOCK 220.00	\$ 0.00	\$ 0.00

Schedule H, Line 4I - Schedule of Assets (Held at End of Year)

(a) Party in Interest	(b) Security Name	(c) Security Type & Share Quantity	(d) ERISA Cost	(e) Current Value
	AMERICAN HOMES 4 RENT COM USD0.01 'A'	COMMON STOCK 326.76	\$ 9,848.46	\$ 13,429.49
	AMERICAN LITHIUM CORP COM	COMMON STOCK 217.00	\$ 450.38	\$ 726.95
	AMERICAN LITHIUM CORP WARRANT	WARRANTS 108.00	\$ 37.80	\$ 151.20
	AMERICAN METAL COM	COMMON STOCK 21,500.00	\$ 2.15	\$ 2.15
	AMERICAN NATIONAL BANKSHARES COM	COMMON STOCK 2.00	\$ 73.86	\$ 75.36
	AMERICAN OUTDOOR BRANDS INC COM	COMMON STOCK 2,141.00	\$ 21,452.82	\$ 42,670.13
	AMERICAN PETRO HUNTER INC COM	COMMON STOCK 47,000.00	\$	\$
	AMERICAN PICTURE HOUSE CORP COM	COMMON STOCK 400.00	\$ 69.60	\$ 68.00
	AMERICAN POWER CORP COM	COMMON STOCK 1,300.00	\$	\$
	AMERICAN RESOURCES CORPORATION COM CL A	COMMON STOCK 1,170.00	\$ 1,544.40	\$ 2,146.00
	AMERICAN SIERRA GO COM	COMMON STOCK 334.00	\$ 7.05	\$ 18.04
	AMERICAN SOFTWARE INC COM CL A	COMMON STOCK 935.89	\$ 13,738.91	\$ 24,285.41
	AMERICAN STATES WATER CO COM	COMMON STOCK 161.59	\$ 14,954.97	\$ 16,253.66
	AMERICAN STRATEGIC INVEST CO 1:8 R/S 1/12/23 649439304	COMMON STOCK 2,045.00	\$ 3,619.65	\$ 8,196.71
	AMERICAN SUPERCONDUCTOR CORP COM	COMMON STOCK 258.00	\$ 949.44	\$ 2,807.04
	AMERICAN TOWER CORP COM USD0.01	COMMON STOCK 2,536.44	\$ 537,366.15	\$ 699,767.15
	AMERICAN VANGUARD CORP COM	COMMON STOCK 16.00	\$ 347.36	\$ 262.24
	AMERICAN WELL CORP COM CL A	COMMON STOCK 5,290.00	\$ 14,970.70	\$ 29,096.68
	AMERICA'S CAR MART INC COM	COMMON STOCK 30.00	\$ 2,167.80	\$ 3,072.00
	AMERICAS GOLD & SILVER CORP COM	COMMON STOCK 50,789.00	\$ 28,863.39	\$ 40,036.34
	AMERICOLD REALTY TRUST INC COM USD0.01	COMMON STOCK 257.49	\$ 7,289.57	\$ 8,371.76
	AMERIPRISE FINANCIAL INC COM	COMMON STOCK 206.57	\$ 64,318.14	\$ 58,748.35
	AMERIRESOURCE TECH BANKRUPTCY 4/24/18	COMMON STOCK 3,941,201.00	\$	\$
	AMERISAFE INC COM	COMMON STOCK 100.00	\$ 5,197.00	\$ 5,795.00
	AMERISERV FINANCIAL INC COM	COMMON STOCK 507.00	\$ 1,997.58	\$ 1,957.02
	AMERISOURCEBERGEN CORPORATION COM	COMMON STOCK 1,235.79	\$ 204,782.26	\$ 169,999.67
	AMESITE INC 1:12 R/S 2/22/23 031094204	COMMON STOCK 2,000.00	\$ 350.20	\$ 2,060.00
	AMETEK INC COM	COMMON STOCK 60.00	\$ 8,383.20	\$ 8,822.40
	AMG FUNDS GW&K CORE BOND I	MUTUAL FUNDS 1,861.51	\$ 16,399.90	\$ 19,386.64
	AMG FUNDS TIMESSQUARE INTL SM CAP N	MUTUAL FUNDS 636.69	\$ 8,410.70	\$ 11,744.80
	AMG FUNDS VERITAS CHINA N	MUTUAL FUNDS 1,186.81	\$ 20,187.66	\$ 27,403.47
	AMG FUNDS YACKTMAN FOCUSED N	MUTUAL FUNDS 1,746.00	\$ 31,620.19	\$ 36,621.59
	AMG FUNDS YACKTMAN I	MUTUAL FUNDS 20,397.28	\$ 430,994.55	\$ 494,862.59
	AMG TR IV RIVER ROAD MID CAP VALUE N	MUTUAL FUNDS 941.45	\$ 15,599.76	\$ 18,345.57
	AMG TR IV RIVER ROAD SM CAP VALUE N	MUTUAL FUNDS 3,653.83	\$ 49,034.40	\$ 54,149.08
	AMG TR IV RIVER ROAD SM MID CAP VALUE N	MUTUAL FUNDS 3,480.40	\$ 29,444.14	\$ 33,567.75

Schedule H, Line 4I - Schedule of Assets (Held at End of Year)

**(a) Party in
Interest**

Schedule H, Line 4I - Schedule of Assets (Held at End of Year)

(a) Party in Interest	(b) Security Name	(c) Security Type & Share Quantity	(d) ERISA Cost	(e) Current Value
	APPLE INC NOTE M/W CLBL	BONDS 20.00	\$ 19,270.95	\$ 20,803.17
	APPLE INC NOTE M/W CLBL	BONDS 9.00	\$ 8,413.15	\$ 9,677.11
	APPLE INC NOTE M/W CLBL	BONDS 5.00	\$ 4,442.56	\$ 4,900.49
	APPLE INC NOTE M/W CLBL	BONDS 2.00	\$ 1,675.42	\$ 1,642.37
	APPLIED DIGITAL CORP COM	COMMON STOCK 30.00	\$ 55.20	\$ 71.80
	APPLIED DNA SCIENCES INC COM	COMMON STOCK 431.00	\$ 715.46	\$ 1,746.09
	APPLIED ENERGETICS INC COM	COMMON STOCK 10,100.00	\$ 19,796.00	\$ 24,240.00
	APPLIED GENETIC TECH CORP CVR	COMMON STOCK 8,242.00	\$ 3,244.05	\$
	APPLIED MATERIALS INC COM	COMMON STOCK 12,815.26	\$ 1,247,948.56	\$ 1,795,319.70
	APPLIED MOLECULAR TRANSPORT IN COM	COMMON STOCK 1,054.00	\$ 442.68	\$ 6,200.58
	APPLIED OPTOELECTRONICS INC COM	COMMON STOCK 10,075.00	\$ 19,041.75	\$ 51,785.50
	APPRECIATE HLDGS INC COM	COMMON STOCK 100.00	\$ 115.00	\$ 1,228.14
	APPTECH CORP COM	COMMON STOCK 2,500.00	\$ 5,925.00	\$ 5,949.26
	APREA THERAPEUTICS INC 1:20 R/S 2/13/23 03836J201	COMMON STOCK 2,500.00	\$ 827.50	\$ 7,175.00
	APTEVO THERAPEUTICS INC COM	COMMON STOCK 350.00	\$ 812.00	\$ 1,764.63
	APTINX INC COM	COMMON STOCK 11,170.00	\$ 3,186.80	\$ 29,823.90
	APTIV PLC COM	COMMON STOCK 514.00	\$ 47,868.82	\$ 84,316.17
	APTORUM GROUP LIMITED 1:10 R/S 1/23/23 G6096M114	COMMON STOCK 200.00	\$ 110.02	\$ 300.00
	APTOSE BIOSCIENCES INC COM	COMMON STOCK 11,010.00	\$ 6,385.80	\$ 14,863.50
	APYX MEDICAL CORPORATION COM	COMMON STOCK 200.00	\$ 468.00	\$ 2,564.00
	AQR FUNDS DIVERSIFIED ARBITRAGE I	MUTUAL FUNDS 9,260.25	\$ 108,252.35	\$ 109,032.40
	AQR FUNDS EMRG MULRE610TD030S\$	00000000000000 COMMON		

Schedule H, Line 4I - Schedule of Assets (Held at End of Year)

(a) Party in Interest	(b) Security Name	(c) Security Type & Share Quantity	(d) ERISA Cost	(e) Current Value
	ARGO BLOCKCHAIN PLC ADR SPONSORED	COMMON STOCK 4,005.00	\$ 4,325.40	\$ 45,892.73
	ARGO GROUP INTL HLDGS LTD 7% DEP SH REP 1/1000TH P *CLBL	PREFERRED STOCK 250.00	\$ 4,575.00	\$ 6,410.50
	ARGO GROUP INTL HLDGS LTD COM	COMMON STOCK 59.00	\$ 1,525.15	\$ 3,428.49
	ARGONAUT GOLD INC COM	COMMON STOCK 670.00	\$ 254.60	

Schedule H, Line 4I - Schedule of Assets (Held at End of Year)

(a) Party in	(b) Security Name	(c) Security Type & Share Quantity	(d) ERISA Cost	(e) Current Value
Interest	ARROW FINANCIAL CORP COM			

Schedule H, Line 4I - Schedule of Assets (Held at End of Year)

(a) Party in Interest	(b) Security Name	(c) Security Type & Share Quantity	(d) ERISA Cost	(e) Current Value
	ASPEN AEROGELS INC COM	COMMON STOCK 250.00	\$ 2,947.50	\$ 5,882.22
	ASSEMBLY BIOSCIENCES INC COM	COMMON		

Schedule H, Line 4I - Schedule of Assets (Held at End of Year)

(a) Party in Interest	(b) Security Name	(c) Security Type & Share Quantity	(d) ERISA Cost	(e) Current Value
	AVADEL PHARMACEUTICALS PLC ADR	COMMON STOCK 15,170.00	\$ 108,617.20	\$ 121,861.60
	AVALO THERAPEUTICS INC COM	COMMON STOCK 2.00	\$ 10.08	\$
	AVALON ADVANCED MATERIALS INC COM	COMMON STOCK 100,000.00	\$ 8,950.00	\$ 8,650.00
	AVALON GLOBOCARE CORP 1:10 R/S 05344R203 1/5/23	COMMON STOCK 4,000.00	\$ 2,080.00	\$ 3,280.00
	AVALONBAY COMMUNITIES INC COM USD0.01	COMMON STOCK 119.83	\$ 19,355.59	\$ 29,885.93
	AVANGRID INC COM	COMMON STOCK 265.00	\$ 11,389.70	\$ 12,911.94
	AVANOS MEDICAL INC COM	COMMON STOCK 19.00	\$ 514.14	\$ 658.73
	AVANT DIAGNOSTICS INC COM	COMMON STOCK 1.00	\$	\$
	AVANTOR INC COM	COMMON STOCK 75.00	\$ 1,581.75	\$ 2,194.15
	AVAYA HOLDINGS CORP COM	COMMON STOCK 1,120.00	\$ 219.52	\$ 287.32
	AVE MARIA MUTUAL FUNDS GROWTH INVESTOR	MUTUAL FUNDS 16,929.75	\$ 595,927.06	\$ 757,472.39
	AVE MARIA MUTUAL FUNDS RISING DIV INVESTOR	MUTUAL FUNDS 23,289.95	\$ 447,865.49	\$ 506,035.04
	AVE MARIA MUTUAL FUNDS VALUE INVESTOR	MUTUAL FUNDS 9,187.70	\$ 220,964.09	\$ 214,606.01
	AVENUE THERAPEUTICS INC COM	COMMON STOCK 63.00	\$ 73.08	\$
	AVEO PHARMACEUTICALS INC CSH MRG \$15.00/SH 1/20/23	COMMON STOCK 47.00	\$ 702.65	\$ 220.43
	AVEPOINT INC COM CL A	COMMON STOCK 11,894.00	\$ 48,884.34	\$ 74,813.26
	AVEPOINT INC WARRANT	WARRANTS 50.00	\$ 28.00	\$ 56.50
	EVERETT DENNISON CORP COM	COMMON STOCK 106.33	\$ 19,245.01	\$ 23,026.77
	AVIAT NETWORKS INC COM	COMMON STOCK 992.00	\$ 30,940.48	\$ 30,571.94
	AVID TECHNOLOGY INC COM	COMMON STOCK 368.00	\$ 9,785.12	\$ 11,976.22
	AVIDITY BIOSCIENCES INC COM	COMMON STOCK 1,113.00	\$ 24,697.47	\$ 23,368.17
	AVINGER INC COM	COMMON STOCK 1,691.00	\$ 1,834.74	\$ 2,050.71
	AVINO SILVER & GOLD MINES COM	COMMON STOCK 62,253.00	\$ 42,338.27	\$ 52,740.90
	AVIS BUDGET GROUP INC COM	COMMON STOCK 57.00	\$ 9,344.01	\$ 10,124.50
	AVISTA CORP COM	COMMON STOCK 141.31	\$ 6,265.46	\$ 5,978.97
	AVITA MEDICAL INC COM	COMMON STOCK 1,156.00	\$ 7,629.60	\$ 9,333.99
	AVITAR INC COM	COMMON STOCK 820.00	\$	\$
	AVNET INC COM	COMMON STOCK 270.72	\$ 11,256.62	\$ 10,961.61
	AXALTA COATING SYSTEMS LTD COM	COMMON STOCK 25.00	\$ 636.75	\$ 828.00
	AXCELIS TECHNOLOGIES INC COM	COMMON STOCK 1,738.00	\$ 137,927.68	\$ 128,972.08
	AXCELLA HEALTH INC COM	COMMON STOCK 250.00	\$ 81.88	\$ 522.50
	AXIS CAPITAL HOLDINGS LTD COM	COMMON STOCK 463.30	\$ 25,097.12	\$ 25,073.74
	AXOGEN INC COM	COMMON STOCK 400.00	\$ 3,992.00	\$ 3,483.96
	AXON ENTERPRISE INC COM	COMMON STOCK 5,201.00	\$ 863,001.93	\$ 813,797.18
	AXOS FINANCIAL INC COM	COMMON STOCK 122.00	\$ 4,662.84	\$ 6,772.72
	AXSOME THERAPEUTICS INC COM	COMMON STOCK 1,246.00	\$ 96,103.98	\$ 47,430.37

Schedule H, Line 4I - Schedule of Assets (Held at End of Year)

(a) Party in Interest	(b) Security Name	(c) Security Type & Share Quantity	(d) ERISA Cost	(e) Current Value
	AXT INC COM	COMMON STOCK 1,150.00	\$ 5,037.00	\$ 10,131.50
	AYRO INC COM	COMMON STOCK 5,990.00	\$ 2,292.37	\$ 9,532.89
	AYTU BIOPHARMA INC 1:20 R/S 1/6/23 054754858	COMMON STOCK 5,475.00	\$ 1,034.78	\$ 7,391.25
	AZUCAR MINERALS LTD COM	COMMON STOCK 600.00	\$ 25.76	\$ 35.10
	AZUL SA ADR UNSPONSORED	COMMON STOCK 315.00	\$ 1,924.65	\$ 4,158.00
	AZURE POWER GLOBAL LIMITED COM	COMMON STOCK 66.00	\$ 284.46	\$ 1,197.90
	AZZ INC COM	COMMON		

Schedule H, Line 4I - Schedule of Assets (Held at End of Year)

(a) Party in Interest	(b) Security Name	(c) Security Type & Share Quantity	(d) ERISA Cost	(e) Current Value
	BANC OF CALIFORNIA INC COM	COMMON STOCK 0.00	\$	\$
	BANC ONE CORP DEBENTURE UNSECURED	BONDS 30.00	\$ 33,441.06	\$ 33,879.00
	BANCFIRST CORP COM	COMMON STOCK 182.13	\$ 16,060.05	\$ 12,897.94
	BANCO BILBAO VIZCAYA ARGENTARI ADR SPONSORED	COMMON STOCK 30,538.55	\$ 183,536.71	\$ 172,214.50
	BANCO DE CHILE ADR SPONSORED	COMMON STOCK 3,000.00	\$ 62,460.00	\$ 52,888.67
	BANCO LATINOAMERO DE COMERCIO COM	COMMON STOCK 978.28	\$ 15,848.25	\$ 16,167.89
	BANCO SANTANDER (BRAZIL) SA ADR SPONSORED	COMMON STOCK 160.00	\$ 862.40	\$ 859.20
	BANCO SANTANDER MEXICO SA INSTITUCION DE BANCA MULTIPLE	COMMON STOCK 164.00	\$ 988.92	\$ 1,002.04
	BANCO SANTANDER SA ADR SPONSORED	COMMON STOCK 37,156.73	\$ 109,612.31	\$ 114,090.69
	BANCO SANTANDER CHILE ADR SPONSORED	COMMON STOCK 150.00	\$ 2,376.00	\$ 2,448.44
	BANCO00300030003000303MS91,U5310/.10T1.3056TD(BANCO)TjTT31Tf2.96340Tf5.31790TD0003TjTT41Tf.2261TINOAMERO			

Schedule H, Line 4I - Schedule of Assets (Held at End of Year)

(a) Party in Interest	(b) Security Name	(c) Security Type & Share Quantity	(d) ERISA Cost	(e) Current Value
	BANK OF MONTREAL MICROSECTORS GOLD MINERS *CLBL	PREFERRED STOCK 1,720.00	\$ 73,031.20	\$
	BANK OF MONTREAL MICROSECTORS GOLD MINERS *CLBL	PREFERRED STOCK 1,200.00	\$ 10,224.00	\$ 11,883.00
	BANK OF MONTREAL MICROSECTORS OIL & GAS 3 *CLBL	PREFERRED STOCK 201.00	\$ 10,482.15	\$ 9,381.14
	BANK OF MONTREAL MICROSECTORS OIL & GAS E *CLBL	PREFERRED STOCK 600.00	\$ 15,288.00	\$ 13,978.25
	BANK OF MONTREAL MICROSECTORS US BIG OIL *CLBL	PREFERRED STOCK 230.00	\$ 74,154.30	\$ 23,512.50
	BANK OF MONTREAL MICROSTORS FANG IDX 3XP/ *CLBL	PREFERRED STOCK 113.00	\$ 6,680.56	\$ 4,466.88
	BANK OF MONTREAL TRK ZT 08/01/38 NYSE FANG *CLBL	PREFERRED STOCK 1,933.00	\$ 83,660.24	\$ 53.48
	BANK OF MONTREAL TRK ZT 28/06/41 SOLFANGT *CLBL	PREFERRED STOCK 598.00	\$ 21,593.78	\$ 20,740.94
	BANK OF MONTREAL US BIG OIL 3X LEV ETN *CLBL *	PREFERRED STOCK 635.00	\$ 312,096.15	\$ 253,707.24
	BANK OF NEW YORK MELLON CORP COM	COMMON STOCK 3,477.72	\$ 158,305.59	\$ 191,745.11
	BANK OF NEW YORK MELLON CORP NOTE	BONDS 25.00	\$ 24,891.71	\$ 25,784.64
	BANK OF NOVA SCOTIA COM	COMMON STOCK 4,207.86	\$ 206,100.88	

Schedule H, Line 4I - Schedule of Assets (Held at End of Year)

**(a) Party in
Interest**

Schedule H, Line 4I - Schedule of Assets (Held at End of Year)

(a) Party in Interest	(b) Security Name	(c) Security Type & Share Quantity	(d) ERISA Cost	(e) Current Value
	BAYLOR SCOTT & WHITE HOL BOND M/W CLBL	BONDS 20.00	\$ 18,482.05	\$ 18,481.28
	BAYTEX ENERGY CORP COM	COMMON STOCK 2,983.00	\$ 13,453.33	\$ 9,217.47
	BB LIQUIDATING INC COM CL A	COMMON STOCK 5,950.00	\$ 13.69	\$ 7.74
	BBH FUNDS LMTD DURATION I	MUTUAL FUNDS 4,019.99	\$ 40,039.13	\$ 41,339.58
	BBX CAPITAL INC COM CL A	COMMON STOCK 3.00	\$ 27.27	\$ 21.02
	BCB BANCORP INC COM	COMMON STOCK 250.00	\$ 4,497.50	\$ 3,857.50
	BCE INC COM	COMMON STOCK 961.92	\$ 42,276.47	\$ 49,604.83
	BEAL BK PLANO TEX CD	CASH 20.00	\$ 18,981.10	\$ 20,000.00
	BEAL BK PLANO TEX CD	CASH 1.00	\$ 882.35	\$ 1,000.00
	BEAL BK PLANO TEX CD	CASH 10.00	\$ 9,987.36	\$ 10,000.00
	BEAL BK PLANO TEX CD	CASH 20.00	\$ 19,987.02	\$ 20,000.00
	BEAL BK USA LAS VEGAS NEV CD	CASH 50.00	\$ 49,975.41	\$ 50,000.00
	BEAL BK USA LAS VEGAS NEV CD	CASH 19.00	\$ 18,965.44	\$ 19,000.00
	BEAL BK USA LAS VEGAS NEV CD	CASH 250.00	\$ 249,990.10	\$ 250,000.00
	BEAL BK USA LAS VEGAS NEV CD	CASH 100.00	\$ 100,112.07	\$ 100,000.00
	BEAM GLOBAL COM	COMMON STOCK 2,145.00	\$ 37,473.15	\$ 38,111.85
	BEAM THERAPEUTICS INC COM	COMMON STOCK 6,958.00	\$ 272,127.38	\$ 528,175.87
	BEASLEY BROADCAST GROUP INC COM CL A	COMMON STOCK 200.00	\$ 184.06	\$ 380.00
	BEBIDA BEVERAGE CO COM	COMMON STOCK 18,100.00	\$	\$
	BECTON DICKINSON & CO COM	COMMON STOCK 951.96	\$ 242,082.92	\$ 239,397.02
	BED BATH AND BEYOND COM	COMMON STOCK 80,288.00	\$ 201,522.88	\$ 588,252.93
	BED BATH AND BEYOND NOTE M/W CLBL IN DEFAULT	BONDS 25.00	\$ 5,717.50	\$ 10,895.02
	BED BATH AND BEYOND NOTE M/W CLBL IN DEFAULT	BONDS 20.00	\$ 1,954.73	\$ 6,286.93
	BEIGENE LTD ADR SPONSORED	COMMON STOCK 5.00	\$ 1,099.70	\$ 929.40
	BELL ST BK & TR FARGO ND CD MTHLY	CASH 25.00	\$ 24,751.78	\$ 25,000.00
	BELLEROPHON THERAPEUTICS INC COM	COMMON STOCK 1,000.00	\$ 900.00	\$ 3,100.00
	BELLICUM PHARMACEUTICALS COM	COMMON STOCK 416.00	\$ 299.52	\$ 619.84
	BELLSOUTH CORP NOTE M/W CLBL	BONDS 5.00	\$ 5,288.36	\$ 5,328.06
	BELLSOUTH TELECOMMUNICATIONS I DEBENTURE UNSECURED	BONDS 7.00	\$ 7,122.72	\$ 7,180.72
	BELLUS HEALTH INC COM	COMMON STOCK 4,000.00	\$ 32,880.00	\$ 32,369.77

Schedule H, Line 4I - Schedule of Assets (Held at End of Year)

(a) Party in Interest	(b) Security Name	(c) Security Type & Share Quantity	(d) ERISA Cost	(e) Current Value
	BERKLEY (WR) CORP COM	COMMON STOCK 491.00	\$ 35,632.09	\$ 27,061.41
	BERKSHIRE FUNDS FOCUS INVESTOR	MUTUAL FUNDS 2,283.58	\$ 28,887.35	\$ 82,688.61
	BERKSHIRE GREY INC COM CL A	COMMON STOCK 2,260.00	\$ 1,364.81	\$ 12,371.50
	BERKSHIRE HATHAWAY INC COM CL A	COMMON STOCK 5.00	\$ 2,343,554.80	\$ 2,253,310.00
	BERKSHIRE HATHAWAY INC COM CL B	COMMON STOCK 36,416.00	\$ 11,248,902.40	\$ 10,957,067.15
	BERKSHIRE HATHAWAY INC NOTE M/W CLBL	BONDS 6.00	\$ 5,987.84	\$ 6,153.14
	BERKSHIRE HATHAWAY INC NOTE M/W CLBL	BONDS 15.00	\$ 14,390.06	\$ 14,227.13
	BERRY CORPORATION COM	COMMON STOCK 8.00	\$ 64.00	\$ 67.36
	BERRY GLOBAL GROUP INC COM	COMMON STOCK 914.74	\$ 55,277.50	\$ 59,446.26
	BESRA GOLD INC COM	COMMON STOCK 39.00	\$	\$
	BEST BUY CO INC COM	COMMON STOCK 3,251.35	\$ 260,790.22	\$ 318,912.89
	BETTER ONLINE SOLUTIONS LTD COM	COMMON STOCK 75.00	\$ 156.60	\$ 220.13
	BETTER THEAPEUTICS INC COM	COMMON STOCK 120.00	\$ 132.60	\$ 558.00
	BEYOND AIR INC COM	COMMON STOCK 1,757.00	\$ 11,402.93	\$ 15,189.91
	BEYOND MEAT INC COM	COMMON STOCK 14,084.00	\$ 173,374.04	\$ 737,548.78
	BEYONDSRING INC COM	COMMON STOCK 730.00	\$ 1,372.40	\$ 3,306.90
	BG MEDICINE INC COM	COMMON STOCK 625.00	\$ 0.19	\$
	BGC PARTNERS INC COM CL A	COMMON STOCK 1,921.02	\$ 7,242.26	\$ 8,920.13
	BGSF INC COM	COMMON STOCK 54.46	\$ 834.37	\$ 750.23
	BHP GROUP LTD ADR SPONSORED	COMMON STOCK 7,466.63	\$ 463,305.45	\$ 435,004.29
	BICYCLE THERAPEUTICS PLC ADR	COMMON STOCK 300.00	\$ 8,880.00	\$ 9,587.92
	BIG 5 SPORTING GOODS CORP COM	COMMON STOCK 4,999.65	\$ 44,146.88	\$ 93,669.59
	BIG LOTS INC COM	COMMON STOCK 1,808.71	\$ 26,587.95	\$ 43,741.95
	BIG TREE GROUP INC COM	COMMON STOCK 1.00	\$ 0.00	\$ 0.00
	BIGBEAR AI HOLDINGS INC COM	COMMON STOCK 11.00	\$ 7.41	\$ 62.26
	BIGCOMMERCE HLDGS INC COM	COMMON STOCK 2,422.00	\$ 21,168.28	\$ 84,466.24
	BILIBILI INC ADR SPONSORED	COMMON STOCK 943.00	\$ 22,339.67	\$ 31,060.36
	BILL HOLDINGS INC COM	COMMON STOCK 3,513.00	\$ 382,776.48	\$ 682,874.83
	BIMI INTERNATIONAL MEDICAL INC COM	COMMON STOCK 52.00	\$ 63.96	\$
	BIO KEY INTERNATIONAL COM	COMMON STOCK 55,420.00	\$ 32,426.24	\$ 113,020.40
	BIO RAD	\$ £	\$ 682,874.83	\$ A A A 682,874.83
			A A H	

Schedule H, Line 4I - Schedule of Assets (Held at End of Year)

(a) Party in Interest	(b) Security Name	(c) Security Type & Share Quantity	(d) ERISA Cost	(e) Current Value	
	BIOCERES CROP SOLUTIONS CORP COM	COMMON STOCK	880.00	\$ 10,586.40	\$
	BIOCORRX INC COM	COMMON STOCK	20.00	\$ 19.50	\$ 86.60
	BIOCRYST PHARMACEUTICALS INC COM	COMMON STOCK	5,656.00	\$ 64,930.88	\$ 78,405.20
	BIODESIX INC COM	COMMON STOCK	150.00	\$ 345.00	\$ 793.50
	BIOELECTRONICS CORP COM	COMMON STOCK	65,000.00	\$ 32.50	\$ 68.25
	BIOFRONTERA AG ADR				

Schedule H, Line 4I - Schedule of Assets (Held at End of Year)

(a) Party in Interest	(b) Security Name	(c) Security Type & Share Quantity	(d) ERISA Cost	(e) Current Value
	BLACK DIAMOND THERAPEUTICS INC COM	COMMON STOCK 6,384.00	\$ 11,491.20	\$ 19,907.68
	BLACK HILLS CORP COM	COMMON STOCK 109.03	\$ 7,668.82	\$ 7,703.73
	BLACK KNIGHT INC COM	COMMON STOCK 11.00	\$ 679.25	\$ 911.79
	BLACKBERRY LTD COM	COMMON STOCK 188,498.00	\$ 614,503.48	\$ 1,664,109.61
	BLACKLINE INC COM	COMMON STOCK 517.00	\$ 34,778.59	\$ 51,318.23
	BLACKROCK CALIF MUN INCOME TR SH BEN INT	COMMON STOCK 81.00	\$ 877.23	\$ 1,006.83
	BLACKROCK CAP ALLOCATION TR COM	COMMON STOCK 127.15	\$ 1,763.61	\$ 2,432.51
	BLACKROCK CAP INVEST CORP COM	COMMON STOCK 22,382.41	\$ 81,024.32	\$ 89,569.38
	BLACKROCK CORE BOND TRUST SHS BEN INT	COMMON STOCK 2,180.45	\$ 22,633.11	\$ 31,192.17
	BLACKROCK CORPORATE HIGH YIELD COM	COMMON STOCK 17,707.49	\$ 154,763.49	\$ 182,596.39
	BLACKROCK DEBT STR COM NEW	COMMON STOCK 716.00	\$ 6,587.20	\$ 8,277.80
	BLACKROCK ENERGY COM	COMMON STOCK 1,041.39	\$ 13,048.62	\$ 10,682.94
	BLACKROCK ENH CAP & INC FD INC COM	COMMON STOCK 6,470.59	\$ 110,776.33	\$ 140,711.12
	BLACKROCK ENH GOVE COM	COMMON STOCK 48.00	\$ 464.64	\$ 504.24
	BLACKROCK ENHANCED EQY DIVIDEN COM	COMMON STOCK 5,835.09	\$ 52,574.17	\$ 56,624.95
	BLACKROCK ENHANCED GLOBAL DIVI COM	COMMON STOCK 7,852.16	\$ 75,066.65	\$ 92,086.93
	BLACKROCK ENHANCED INTL DIVIDE COM BENE INTER	COMMON STOCK 2,104.00	\$ 10,562.08	\$ 10,332.74
	BLACKROCK ETF TRUST FUTURE INNOVATORS ETF	COMMON STOCK 150.00	\$ 3,650.06	\$ 5,113.65
	BLACKROCK ETF TRUST FUTURE TECH ETF	COMMON STOCK 35.00	\$ 611.47	\$ 1,221.15
	BLACKROCK FLT RATE COM	COMMON STOCK 41.00	\$ 461.66	

Schedule H, Line 4I - Schedule of Assets (Held at End of Year)

(a) Party in Interest	(b) Security Name	(c) Security Type & Share Quantity	(d) ERISA Cost	(e) Current Value
	BLACKROCK FUNDS INTL DIV A	MUTUAL FUNDS 99.65	\$ 2,803.13	\$ 3,212.47
	BLACKROCK FUNDS MID CAP GROWTH EQTY A	MUTUAL FUNDS 14,797.49	\$ 377,779.31	\$ 600,737.24
	BLACKROCK FUNDS MID CAP GROWTH EQTY R	MUTUAL FUNDS 209.57	\$ 5,214.00	\$ 8,363.78
	BLACKROCK FUNDS MULTI ASSET INCOME A	MUTUAL FUNDS 5,332.46	\$ 50,871.68	\$ 60,120.39
	BLACKROCK FUNDS SCI & TECH OPP INST	MUTUAL FUNDS 701.94	\$ 26,378.72	\$ 46,271.55
	BLACKROCK FUNDS SCI & TECHNOLOGY OPPTS A	MUTUAL FUNDS 2,348.07	\$ 80,257.37	\$ 141,119.55
	BLACKROCK FUNDS SCI & TECHNOLOGY OPPTS C	MUTUAL FUNDS 106.49	\$ 2,911.33	\$ 5,158.18
	BLACKROCK FUNDS STRATEGIC GLOBAL BOND A	MUTUAL FUNDS 334.28	\$ 1,711.51	\$ 2,048.34
	BLACKROCK FUNDS STRATEGIC GLOBAL BOND INST	MUTUAL FUNDS 10,928.50	\$ 56,063.19	\$ 64,904.27
	BLACKROCK FUNDS STRATEGIC INC OPPORTUNITIES I	MUTUAL FUNDS 10,303.20	\$ 94,789.39	\$ 104,345.35
	BLACKROCK FUNDS SYSTEMATIC MULTI STRATEGY INST	MUTUAL FUNDS 8,010.29	\$ 77,379.39	\$ 83,432.11
	BLACKROCK FUNDS TECH OPP R	MUTUAL FUNDS 274.10	\$ 9,393.24	\$ 16,558.08
	BLACKROCK GLOBAL FLOATING RATE COM	COMMON STOCK 555.74	\$ 6,079.78	\$ 6,686.12
	BLACKROCK HEALTH S COM	COMMON STOCK 510.00	\$ 22,225.80	\$ 24,680.40
	BLACKROCK HEALTH SCIENCES TR COM SHS	COMMON STOCK 1,107.80	\$ 17,093.32	\$ 20,713.56
	BLACKROCK INC COM	COMMON STOCK 707.78	\$ 501,559.10	\$ 565,738.30
	BLACKROCK INCOME TR INC COM NEW	COMMON STOCK 726.00	\$ 8,958.84	\$
	BLACKROCK INNOVATION AND GROWT SHS BEN INT	COMMON STOCK 2,281.37	\$ 15,536.14	\$ 20,647.65
	BLACKROCK INVT QUALITY MUN TR COM	COMMON STOCK 68.00	\$ 792.88	\$ 1,029.19
	BLACKROCK LIMITED COM SHS	COMMON STOCK 2,652.00	\$ 34,661.64	\$ 41,028.66
	BLACKROCK LONG TER COM	COMMON STOCK 85.00	\$ 799.00	\$ 995.35
	BLACKROCK MULTI SECTOR INCOME COM	COMMON STOCK 1,444.96	\$ 20,532.85	\$ 24,344.63
	BLACKROCK MUN INCOME QUALITY T COM	COMMON STOCK 40.00	\$ 454.00	\$ 520.84
	BLACKROCK MUN INCOME TR II COM	COMMON STOCK 81.00	\$ 836.73	\$ 1,007.64
	BLACKROCK MUN INCOME TRUST SH BEN INT	COMMON STOCK 43.00	\$ 432.58	\$ 485.44
	BLACKROCK MUN TARGET TERM TR COM SHS BEN IN	COMMON STOCK 33.00	\$ 702.57	\$ 752.40
	BLACKROCK MUNI INCOME FD INC COM	COMMON STOCK 44.00	\$ 498.52	\$ 537.46
	BLACKROCK MUNIASSETS FUND INC COM	COMMON STOCK 41.00	\$ 443.62	\$ 495.88
	BLACKROCK MUNIHLDGS CALIF QUAL COM	COMMON STOCK 42.00	\$ 451.08	\$ 505.89
	BLACKROCK MUNIHLDGS N Y QUALIT COM	COMMON STOCK 45.00	\$ 462.15	\$ 506.56
	BLACKROCK MUNIHLDGS NEW JERSEY COM	COMMON STOCK 40.00	\$ 442.80	\$ 526.35
	BLACKROCK MUNIHLDGS QUALITY FD COM	COMMON STOCK 46.00	\$ 457.70	\$ 523.71
	BLACKROCK MUNIHOLD FUND INC COM	COMMON STOCK 43.00	\$ 522.02	\$ 562.86
	BLACKROCK MUNIVEST FD II INC COM	COMMON STOCK 44.00	\$ 459.80	\$ 508.56
	BLACKROCK MUNIVEST FUND INC COM	COMMON STOCK 883.11	\$ 6,190.57	\$ 6,636.52
	BLACKROCK MUNIYIELD FUND INC COM	COMMON STOCK 47.00	\$ 489.27	\$ 530.26

Schedule H, Line 4I - Schedule of Assets (Held at End of Year)

(a) Party in	(b) Security Name	(c) Security Type & Share Quantity	(d) ERISA Cost	(e) Current Value
Interest	BLACKROCK MUNIYIELD			

Schedule H, Line 4I - Schedule of Assets (Held at End of Year)

(a) Party in Interest	(b) Security Name	(c) Security Type & Share Quantity	(d) ERISA Cost	(e) Current Value
	BLUE WATER GLOBAL GROUP INC PFD SER B	PREFERRED STOCK	100.00 \$	\$
	BLUEBIRD BIO INC COM	COMMON STOCK	6,585.00 \$	55,857.44 \$
	BLUEJAY DIAGNOSTICS INC COM	COMMON STOCK	1,000.00 \$	2,560.00 \$
	BLUENRGY GROUP LTD COM	COMMON STOCK	50.00 \$	0.21 \$
	BLUEROCK HOMES TRUST INC COM USD0.01 CL A	COMMON STOCK	45.00 \$	1,028.48 \$
	BLUEROCK TOTAL INCOME + REAL ESTATE I	MUTUAL FUNDS	1,370.68 \$	52,779.79 \$
	BM TECHNOLOGIES INC COM CL A	COMMON STOCK	188.00 \$	1,681.95 \$
	BMO HARRIS BK NATL ASSN CHICAG CD	CASH	10.00 \$	10,000.00 \$
	BMO HARRIS BK NATL ASSN CHICAG CD	CASH	10.00 \$	10,000.00 \$
	BMO HARRIS BK NATL ASSN CHICAG CD	CASH	10.00 \$	10,000.00 \$
	BMO HARRIS BK NATL ASSN CHICAG CD	CASH	30.00 \$	30,000.00 \$
	BMO HARRIS BK NATL ASSN CHICAG CD	CASH	5.00 \$	5,000.00 \$
	BMO HARRIS BK NATL ASSN CHICAG CD	CASH	5.00 \$	5,000.00 \$
	BMO HARRIS BK NATL ASSN CHICAG CD	CASH	50.00 \$	50,000.00 \$
	BMW BANK OF NORTH AMERICA NA CD	CASH	10.00 \$	10,151.51 \$
	BMW BANK OF NORTH AMERICA NA CD	CASH	100.00 \$	99,831.27 \$
	BMW BANK OF NORTH AMERICA NA CD	CASH	1.00 \$	979.10 \$
	BMW BANK OF NORTH AMERICA NA CD	CASH	5.00 \$	4,867.00 \$
	BMW BANK OF NORTH AMERICA NA CD	CASH	3.00 \$	2,930.69 \$
	BNP PARIBAS ADR SPONSORED	COMMON STOCK	392.00 \$	13,637.68 \$
*	BNY MELLON ETF TR BNY MELLON CORE BOND ETF	COMMON STOCK	200.00 \$	9,749.00 \$
*	BNY MELLON ETF TR US LARGE CAP CORE EQUITY ET	COMMON STOCK	20.00 \$	1,792.34 \$
*	BNY MELLON INTL STOCK I	MUTUAL FUNDS	1,655.77 \$	44,415.74 \$
*	BNY MELLON MIDCAP INDEX INVESTOR	MUTUAL FUNDS	772.36 \$	26,563.04 \$
*	BNY MELLON MUN BD INFRASTRUCTU COM SHS	COMMON STOCK	1,080.42 \$	15,430.95 \$
*	BNY MELLON OPP SM CAP INVESTOR	MUTUAL FUNDS	1,229.04 \$	40,008.74 \$
*	BNY MELLON STRATEGIC MUNIS INC COM	COMMON STOCK	13,125.00 \$	108,218.04 \$
	BOART LONGYEAR GROUP LTD ADR	COMMON STOCK	2.00 \$	2.38 \$
	BODY CENTRAL CORP COM DELISTED	COMMON STOCK	25.00 \$	\$
	BOEING CO COM	COMMON STOCK	105,050.41 \$	19,370,205.62 \$
	BOEING CO DEBENTURE UNSECURED CLBL	BONDS	10.00 \$	11,027.27 \$
	BOEING CO NOTE M/W CLBL	BONDS	10.00 \$	9,402.34 \$
	BOEING CO NOTE M/W CLBL	BONDS	9.00 \$	8,980.79 \$
	BOISE CASCADE COMPANY COM	COMMON STOCK	256.41 \$	17,743.45 \$
	BOK FINANCIAL CORP COM	COMMON STOCK	102.77 \$	10,817.67 \$
	BOLT BIOTHERAPEUTICS INC COM	COMMON STOCK	367.00 \$	1,706.64 \$

Schedule H, Line 4I - Schedule of Assets (Held at End of Year)

(a) Party in Interest

(b) Security Name	(c) Security Type & Share Quantity	(d) ERISA Cost	(e) Current Value
BRIDGEBIO PHARMA INC COM	COMMON STOCK 600.00	\$ 4,572.00	\$ 9,428.00
BRIDGELINE DIGITAL INC COM	COMMON STOCK 4,579.00	\$ 4,807.95	\$ 10,348.54
BRIDGETOWN HLDGS LTD COM CL A	COMMON STOCK 4,600.00	\$ 45,586.00	\$ 45,172.00
BRIDGEWATER BANK CD MTHLY	CASH 80.00	\$ 79,946.04	\$ 80,000.00
BRIDGEWAY FUNDS AGGRESSIVE INVESTORS 1 N	MUTUAL FUNDS 1,620.75	\$ 97,098.77	\$ 126,516.61
BRIDGEWAY FUNDS SM CAP VALUE N	MUTUAL FUNDS 4,466.93	\$ 155,091.64	\$ 167,614.46
BRIDGEWAY FUNDS ULTRA SM CO MKT N	MUTUAL FUNDS 10,729.55	\$ 109,977.93	\$ 145,771.44
BRIGGS & STRATTON CORP ESCROW	COMMON STOCK 40,920.00	\$	\$
BRIGGS & STRATTON CORP ESCROW	BONDS 5.00	\$	\$
BRIGHT GREEN CORPORATION COM	COMMON STOCK 100.00	\$ 46.95	\$ 40.00
BRIGHTHOUSE FINL INC COM	COMMON STOCK 509.00	\$ 26,096.43	\$ 26,881.45
BRIGHTHOUSE FINL INC NOTE M/W CLBL	BONDS 25.00	\$ 23,195.42	\$ 26,832.53
BRIGHTSPIRE CAPITAL INC COM USD0.01 CL A	COMMON STOCK 5,200.00	\$ 32,396.00	\$ 50,679.74
BRILLIANT ACQUISITION CORP WARRANT	WARRANTS 4,000.00	\$ 40.00	\$ 512.20
BRILLIANT EARTH GROUP INC COM CL A	COMMON STOCK 4,066.00	\$ 17,524.46	\$ 24,526.90
BRINKER INTERNATIONAL COM	COMMON STOCK 456.00	\$ 14,550.96	\$ 16,285.29
BRINK'S COMPANY COM	COMMON STOCK 40.00	\$ 2,148.40	\$ 2,622.80
BRISTOL MYERS SQUIBB CO COM	COMMON STOCK 13,355.98	\$ 960,961.11	\$ 847,575.20
BRISTOW GROUP INC DEL NEW COM	COMMON STOCK 10.00	\$ 271.30	\$ 270.00
BRITISH AMERICAN TOBACCO ADR SPONSORED	COMMON STOCK 9,221.48	\$ 368,674.65	\$ 356,257.80
BRIXMOR PROPERTY GROUP INC COM USD0.01	COMMON STOCK 144.93	\$ 3,285.59	\$ 3,559.00
BROADCOM INC COM	COMMON STOCK 5,275.19	\$ 2,949,516.98	\$ 3,364,114.90
BROADMARK REALTY CAPITAL INC COM USD0.001	COMMON STOCK 12,737.17	\$ 45,344.32	\$ 84,291.92
BROADRIDGE FIN SOLUTIONS INC COM	COMMON STOCK 1,135.82	\$ 152,347.13	\$ 207,542.09
BROADWAY FINL (DEL) COM	COMMON STOCK 1.00	\$ 1.01	\$ 2.31
BROADWIND INC COM	COMMON STOCK 212.00	\$ 379.48	\$ 398.56
BROOKFIELD ASSET MGMT LTD COM CL A	COMMON STOCK 718.00	\$ 20,585.06	\$ 2,713.14
BROOKFIELD CORPORATION COM CL A	COMMON STOCK 2,557.28	\$ 80,451.78	\$ 1,569.00
BROOKFIELD INFRASTRUCTURE CORP COM	COMMON STOCK 1,189.82	\$ 46,283.96	\$ 54,358.98

COM STOCK 1,189.82 \$ SHS BEN 46,283.96

Schedule H, Line 4I - Schedule of Assets (Held at End of Year)

(a) Party in Interest	(b) Security Name	(c) Security Type & Share Quantity	(d) ERISA Cost	(e) Current Value
	BROWN ADVISORY FUNDS SUSTAINABLE GROWTH INVESTOR	MUTUAL FUNDS 3,398.35	\$ 115,475.66	\$ 141,365.98
	BROWN CAPITAL MANAGEMENT INTL ALL CO INVESTOR	MUTUAL FUNDS 1,756.14	\$ 22,970.25	\$ 33,739.90
	BROWN CAPITAL MANAGEMENT INTL SM CO INST	MUTUAL FUNDS 453.15	\$ 8,659.77	\$ 12,160.96
	BROWN CAPITAL MANAGEMENT INTL SM CO INVESTOR	MUTUAL FUNDS 2,120.96	\$ 39,789.13	\$ 57,360.26
	BROWN CAPITAL MANAGEMENT MID COMPANY INVESTOR	MUTUAL FUNDS 1,269.87	\$ 13,193.99	\$ 22,993.60
	BROWN CAPITAL MANAGEMENT SM COMPANY INVESTOR	MUTUAL FUNDS 746.79	\$ 48,264.71	\$ 83,023.57
	BROWN FORMAN CORP COM CL A	COMMON STOCK 19.82	\$ 1,303.17	\$ 1,343.48
	BROWN FORMAN CORP COM CL B	COMMON STOCK 398.80	\$ 26,192.59	\$ 29,041.40
	BRP INC COM	COMMON STOCK 951.00	\$ 72,608.85	\$ 60,895.98
	BRUKER CORPORATION COM	COMMON STOCK 192.00	\$ 13,123.20	\$ 16,110.72
	BRUNSWICK CORP COM	COMMON STOCK 350.00	\$ 25,228.00	\$ 29,067.50
	BRUNSWICK CORP NOTE M/W CLBL	BONDS 25.00	\$ 26,222.92	\$ 31,200.14
	BSQUARE CORP COM	COMMON STOCK 61,711.00	\$ 69,807.48	\$ 105,525.81
	BT GROUP COM	COMMON STOCK 2,500.00	\$ 3,390.00	\$ 5,700.00
	BTCS INC COM	COMMON STOCK 3,954.00	\$ 2,491.02	\$ 13,640.12
	BUCKLE COM	COMMON STOCK 399.37	\$ 18,111.38	\$ 16,760.89
	BUFFALO FUNDS DISCOVERY INVESTOR	MUTUAL FUNDS 4,238.92	\$ 81,811.00	\$ 120,125.76
	BUFFALO FUNDS FLEXIBLE INCOME INVESTOR	MUTUAL FUNDS 215.71	\$ 3,951.72	\$ 4,108.94
	BUFFALO FUNDS INTL INVESTOR	MUTUAL FUNDS 1,252.53	\$ 22,533.03	\$ 29,221.50
	BUFFALO FUNDS SM CAP INVESTOR	MUTUAL FUNDS 5,949.96	\$ 79,669.95	\$ 100,339.25
	BUILD A BEAR WORKSHOP INC COM	COMMON STOCK 16.06	\$ 382.89	\$ 313.51
	BUILDERS FIRSTSOURCE INC COM	COMMON STOCK 1,093.00	\$ 70,913.84	\$ 76,788.10
	BUMBLE INC COM CL A	COMMON STOCK 1,630.00	\$ 34,311.50	\$ 53,918.33
	BUNGE LIMITED COM	COMMON STOCK 676.45	\$ 67,490.21	\$ 67,356.87
	BURFORD CAPITAL LTD COM	COMMON STOCK 1,200.00	\$ 9,780.00	\$ 9,311.38
	BURGERFI INTERNATIONAL INC COM	COMMON STOCK 1,579.00	\$ 1,989.54	\$ 5,081.38
	BURGERFI INTERNATIONAL INC WARRANT	WARRANTS 1,071.00	\$ 50.34	\$ 760.30
	BURLINGTON STORES INC COM	COMMON STOCK 39.00	\$ 7,907.64	\$ 11,368.89
	BURNING ROCK BIOTECH LTD ADR	COMMON STOCK 200.00	\$ 450.00	\$ 1,936.00
	BUSCAR COMPANY COM	COMMON STOCK 1.00	\$ 0.03	\$ 0.08
	BUTTERFLY NETWORK INC COM CL A	COMMON STOCK 42,132.00	\$ 103,644.72	\$ 209,341.01
	BUTTERFLY NETWORK INC WARRANT	WARRANTS 4,836.00	\$ 1,257.36	\$ 6,141.72
	BUZZFEED INC COM	COMMON STOCK 857.00	\$ 590.99	\$ 3,872.91
	BWX TECHNOLOGIES INC COM	COMMON STOCK 27.08	\$ 1,572.63	\$ 1,341.63
	BYND CANNASOFT ENTERPRISES INC COM	COMMON STOCK 700.00	\$ 2,714.67	\$ 5,003.58
	C & F FINANCIAL CORP COM	COMMON STOCK 1.00	\$ 58.27	\$ 51.00

Schedule H, Line 4I - Schedule of Assets (Held at End of Year)

(a) Party in Interest	(b) Security Name	(c) Security Type & Share Quantity	(d) ERISA Cost	(e) Current Value
	C3.AI INC COM CL A	COMMON STOCK 33,797.00	\$ 378,188.43	\$ 883,850.10
	C4 THERAPEUTICS INC COM	COMMON STOCK 1,825.00	\$ 10,767.50	\$ 17,600.15
	CA INC NOTE M/W CLBL	BONDS 25.00	\$ 23,365.86	\$ 27,378.64
	CABALLETTA BIO INC COM	COMMON STOCK 1,613.00	\$ 14,920.25	\$ 5,099.76
	CABCO TR FOR JC PENNEY 7.625% PRF STK USD25(JC)*CLBL	PREFERRED STOCK 200.00	\$ 0.06	\$ 0.84
	CABLE ONE INC COM	COMMON STOCK 50.00	\$ 35,593.00	\$ 88,172.50
	CABOT CORP COM	COMMON STOCK 10.10	\$ 675.22	\$ 657.43
	CACHE INC COM	COMMON STOCK 4,000.00	\$ 0.40	\$ 0.20
	CACI INTERNATIONAL INC COM CL A	COMMON STOCK 323.00	\$ 97,090.57	\$ 86,954.83
	CACTUS INC COM CL A	COMMON STOCK 660.62	\$ 33,203.62	\$ 31,955.18
	CADENCE BANK COM	COMMON STOCK 128.01	\$ 3,156.73	\$ 3,801.87
	CADENCE DESIGN SYSTEMS INC COM	COMMON STOCK 513.00	\$ 82,408.32	\$ 95,427.40
	CADIZ INC COM	COMMON STOCK 1,500.00	\$ 3,750.00	\$ 3,763.95
	CADRE HLDGS INC COM	COMMON STOCK 100.00	\$ 2,014.00	\$ 3,010.99
	CAE INC COM	COMMON STOCK 57.00	\$ 1,102.38	\$ 1,438.68
	CAESARS ENTERTAINMENT INC NEW COM	COMMON STOCK 1,454.00	\$ 60,486.40	\$ 118,120.08
	CAL MAINE FOODS INC COM	COMMON STOCK 1,028.13	\$ 55,981.79	\$ 55,768.82
	CALAMOS CONVERTIBLE & HIGH INC COM SHS	COMMON STOCK 3,140.00	\$ 33,127.00	\$ 44,975.18
	CALAMOS CONVERTIBLE OPPORTUNIT SH BEN INT	COMMON STOCK 15,700.75	\$ 165,014.83	\$ 207,053.48
	CALAMOS DYNAMIC CONV & INCOME COM	COMMON STOCK 381.13	\$ 7,809.25	\$ 11,789.15
	CALAMOS FUNDS EVOLVING			

Schedule H, Line 4I - Schedule of Assets (Held at End of Year)

(a) Party in Interest	(b) Security Name	(c) Security Type & Share Quantity	(d) ERISA Cost	(e) Current Value
	CAMBIUM NETWORKS CORPORATION COM	COMMON STOCK 60.00	\$ 1,300.20	\$ 1,334.80
	CAMBRIA ETF TRUST CAMBRIA GLOBAL REAL ESTATE ETF	COMMON STOCK 55.00	\$ 1,440.73	\$ 1,754.81
	CAMBRIA ETF TRUST CANNABIS ETF	COMMON STOCK 109.52	\$ 732.66	\$ 1,353.32
	CAMBRIA ETF TRUST EMRG SHAREHLDR ETF	COMMON STOCK 3,940.00	\$ 110,477.60	\$ 115,865.36
	CAMBRIA ETF TRUST SHSHLD YIELD ETF	COMMON STOCK 304.00	\$ 18,030.24	\$ 19,280.40
	CAMBRIA ETF TRUST TAIL RISK ETF	COMMON STOCK 230.00	\$ 3,519.00	\$ 4,017.00
	CAMBRIA ETF TRUST TRINITY ETF	COMMON STOCK 12,376.47	\$ 309,101.10	\$ 337,217.03
	CAMBRIDGE BANCORP COM	COMMON STOCK 100.00	\$ 8,306.00	\$ 8,968.50
	CAMBRIDGE HEART INC COM DELISTED	COMMON STOCK 58,000.00	\$	\$
	CAMBRIDGE TRUST CO MA CD	CASH 147.00	\$ 146,972.16	\$ 147,000.00
	CAMDEN PROPERTY TRUST SBI USD0.01	COMMON STOCK 118.40	\$ 13,246.14	\$ 20,200.18
	CAMECO CORP COM	COMMON STOCK 10,361.29	\$ 234,890.33	\$ 237,799.21
	CAMELOT ENTERTAINMENT GRP INC COM DELISTED	COMMON STOCK 100.00	\$	\$
	CAMPBELL SOUP CO COM	COMMON STOCK 971.00	\$ 55,104.25	\$ 45,812.98
	CAMPING WORLD HOLDINGS INC COM CL A	COMMON STOCK 1,168.24	\$ 26,075.07	\$ 42,046.46
	CAMTEK COM	COMMON STOCK 1,235.00	\$ 27,120.60	\$ 48,928.63
	CAN FITE BIOPHARMA LTD 1:10 R/S 1/9/23 13471N300	COMMON STOCK 5,021.00	\$ 3,077.87	\$ 5,650.63
	CANAAN INC ADR	COMMON STOCK 15,692.00	\$ 32,325.52	\$ 61,787.28
	CANADA GOOSE HOLDINGS INC COM	COMMON STOCK 685.00	\$ 12,199.85	\$ 20,674.67
	CANADA SILVER COBALT WORKS INC COM	COMMON STOCK 3,000.00	\$ 181.80	\$ 389.37
	CANADIAN IMPERIAL BANK OF COMM COM	COMMON STOCK 445.63	\$ 18,025.77	\$ 25,754.12
	CANADIAN NATIONAL RAILWAYS CO COM	COMMON STOCK 1,940.97	\$ 230,742.63	\$ 238,428.20
	CANADIAN NATURAL RESOURCES LTD COM	COMMON STOCK 916.55	\$ 50,896.08	\$ 52,222.05
	CANADIAN NATURAL RESOURCES LTD NOTE M/W CLBL			

Schedule H, Line 4I - Schedule of Assets (Held at End of Year)

(a) Party in Interest	(b) Security Name	(c) Security Type & Share Quantity	(d) ERISA Cost	(e) Current Value
	CANOPY GROWTH CORPORATION COM	COMMON STOCK 54,295.00	\$ 125,421.45	\$ 358,543.43
	CANTALOUPE INC COM	COMMON STOCK 24,289.00	\$ 105,657.15	\$ 212,100.76
	CANTERBURY PARK HLDGS CORP COM	COMMON STOCK 20.00	\$ 625.20	\$ 345.60
	CANTOR GROWTH EQTY A	MUTUAL FUNDS 241.37	\$ 1,959.89	\$ 485.86
	CAP ONE NATIONAL ASSN CD	CASH 5.00	\$ 4,934.73	\$ 5,133.11
	CAP ONE NATIONAL ASSN CD	CASH 5.00	\$ 4,818.65	\$ 5,186.52
	CAP ONE NATIONAL ASSN CD	CASH 5.00	\$ 4,680.06	\$ 5,102.31
	CAP ONE NATIONAL ASSN CD	CASH 5.00	\$ 4,963.04	\$ 5,064.49
	CAP ONE NATIONAL ASSN CD	CASH 3.00	\$ 2,642.56	\$ 2,789.04
	CAP ONE NATIONAL ASSN CD	CASH 2.00	\$ 1,902.73	\$ 1,990.93
	CAP ONE NATIONAL ASSN CD	CASH 50.00	\$ 49,023.10	\$ 50,000.00
	CAP ONE NATIONAL ASSN CD	CASH 30.00	\$ 29,985.83	\$ 30,000.00
	CAP ONE NATIONAL ASSN CD	CASH 10.00	\$ 10,039.33	\$ 9,984.18
	CAP ONE NATIONAL ASSN CD	CASH 40.00	\$ 40,366.92	\$ 40,000.00
	CAP ONE NATIONAL ASSN CD	CASH 153.00	\$ 154,976.22	\$ 153,000.00
	CAP ONE NATIONAL ASSN CD	CASH 35.00	\$ 35,444.95	\$ 35,000.00
	CAP ONE NATIONAL ASSN CD	CASH 150.00	\$ 152,590.11	\$ 150,000.00
	CAP ONE NATIONAL ASSN CD	CASH 104.00	\$ 105,801.65	\$ 105,411.64
	CAP ONE NATIONAL ASSN CD	CASH 50.00	\$ 50,427.80	\$ 50,000.00
	CAPITAL	CASH 5.00	\$ 4,963.04	\$ 152,590.00

Schedule H, Line 4I - Schedule of Assets (Held at End of Year)

(a) Party in Interest	(b) Security Name	(c) Security Type & Share Quantity	(d) ERISA Cost	(e) Current Value
	CAPITOL SERIES TRUST FAIRLEAD TACTICAL SECTOR ETF	COMMON STOCK 6.00	\$ 140.28	\$ 148.34
	CAPITOL SERIES TRUST FULR & THLR BEH MC EQTY INV	MUTUAL FUNDS 4,682.72	\$ 132,052.76	\$ 145,477.92
	CAPITOL SERIES TRUST FULR & THLR BEHAV SC EQTY INST	MUTUAL FUNDS 6,038.59	\$ 208,754.09	\$ 227,146.90
	CAPITOL SERIES TRUST FULR & THLR BEHAV SC EQTY INV	MUTUAL FUNDS 295.27	\$ 10,148.43	\$ 11,102.15
	CAPRI HOLDINGS LTD COM	COMMON STOCK 39.00	\$ 2,235.48	\$ 2,095.72
	CAPRICOR THERAPEUTICS INC COM	COMMON STOCK 376,525.00	\$ 1,453,386.50	\$ 1,623,903.85
	CAPSTONE GREEN ENERGY CORP COM	COMMON STOCK 113.00	\$ 163.85	\$ 375.16
	CAPTOR CAPITAL CORP COM	COMMON STOCK 1,000.00		\$ 713.07
	CARA THERAPEUTICS INC COM	COMMON STOCK 2,155.00	\$ 23,144.70	\$ 26,247.90
	CARAVELLE INTERNATIONAL GROUP COM	COMMON STOCK 200.00	\$ 254.00	
	CARDIFF ONCOLOGY INC COM	COMMON STOCK 307.00	\$ 429.80	\$ 1,845.07
	CARDINAL HEALTH INC COM	COMMON STOCK 2,274.11	\$ 174,810.37	\$ 120,607.98
	CARDIOL THERAPEUTICS INC COM CL A	COMMON STOCK 1,120.00	\$ 571.20	\$ 1,351.20
	CARDLYTICS INC COM	COMMON STOCK 1,007.00	\$ 5,820.46	\$ 6,528.13
	CAREDX INC COM	COMMON STOCK 30.00	\$ 342.30	\$ 1,364.40
	CARETRUST REIT INC COM USD0.01	COMMON STOCK 950.52	\$ 17,660.59	\$ 18,880.67
	CARGURUS INC COM CL A	COMMON STOCK 1,096.00	\$ 15,354.96	\$ 23,829.44
	CARIBOU BIOSCIENCES INC COM	COMMON STOCK 422.00	\$ 2,650.16	\$ 3,819.34
	CARILLON FAMILY COM k	TRUST	COMMON STOCK	\$ 96,000.00

Schedule H, Line 4I - Schedule of Assets (Held at End of Year)

(a) Party in Interest	(b) Security Name	(c) Security Type & Share Quantity	(d) ERISA Cost	(e) Current Value
	CARVER BANCORP INC COM	COMMON STOCK 1,001.00	\$ 4,114.11	\$ 8,548.54
	CASA SYSTEMS INC COM	COMMON STOCK 2,224.00	\$ 6,071.52	\$ 12,610.08
	CASEY'S GENERAL STORES INC COM	COMMON STOCK 270.63	\$ 60,715.39	\$ 53,852.38
	CASI PHARMACEUTICALS INC COM	COMMON STOCK 19,876.00	\$ 35,578.04	\$ 4,276.97
	CASSAVA SCIENCES INC COM	COMMON STOCK 24,544.00	\$ 725,029.76	\$ 957,689.26
	CASTLE BIOSCIENCES INC COM			

Schedule H, Line 4I - Schedule of Assets (Held at End of Year)

(a) Party in Interest	(b) Security Name	(c) Security Type & Share Quantity	(d) ERISA Cost	(e) Current Value
	CELLECTAR BIOSCIENCES INC COM	COMMON STOCK 352.00	\$ 601.92	\$
	CELLECTIS ADR SPONSORED	COMMON STOCK 7,316.00	\$ 15,363.60	\$ 59,405.92
	CEL SCI CORP COM	COMMON STOCK 27,378.00	\$ 64,338.30	\$ 162,614.14
	CELSIUS HOLDINGS INC COM	COMMON STOCK 1,680.00	\$ 174,787.20	\$ 137,638.81
	CELTIC BK SALT LAKE CITY UTAH CD M/W MTHLY CLBL	CASH 1.00	\$ 1,007.26	\$ 1,000.00
	CELULARITY INC WARRANT	WARRANTS 10,000.00	\$ 660.00	\$ 18,258.50
	CEMEX S.A.B. DE C.V. ADR SPONSORED	COMMON STOCK 2,983.00	\$ 12,081.15	\$ 19,589.41
	CEMTREX INC 1:35 R/S 1/25/23 15130G709	COMMON STOCK 3.00	\$ 0.37	\$ 2.46
	CEN BIOTECH INC COM	COMMON STOCK 2,673.00	\$ 109.86	\$ 561.33
	CENNTRO ELECTRIC GROUP LTD COM	COMMON STOCK 32,038.00	\$ 14,096.72	\$ 93,798.21
	CENOVUS ENERGY INC COM	COMMON STOCK 3,576.06	\$ 69,411.15	\$ 62,258.37
	CENTAURUS DIAMOND TECH INC COM	COMMON STOCK 200,000.00	\$	\$
	CENTENE CORPORATION COM	COMMON STOCK 1,652.00	\$ 135,480.52	\$ 134,690.64
	CENTERPOINT ENERGY INC COM	COMMON STOCK 1,871.56	\$ 56,128.26	\$ 52,281.61
	CENTERRA GOLD INC COM	COMMON STOCK 1,431.10	\$ 7,413.14	\$ 9,389.59
	CENTESSA PHARMACEUTICALS PLC ADR	COMMON STOCK 145.00	\$ 449.50	\$ 1,145.43
	CENTOGENE NV COM	COMMON STOCK 100.00	\$ 93.00	\$ 522.83
	CENTOR ENERGY INC COM	COMMON STOCK 750.00	\$ 0.08	\$
	CENTRAL GARDEN & PET CO COM CL A	COMMON STOCK 128.00	\$ 4,582.40	\$ 6,132.48
	CENTRAL PUERTO SA ADR SPONSORED	COMMON STOCK 30.00	\$ 178.20	\$ 186.07
	CENTRE FUNDS AMERICAN SELECT EQTY INVESTOR	MUTUAL FUNDS 2,258.34	\$ 30,239.16	\$ 34,101.20
	CENTREVILLE BANK CD	CASH 50.00	\$ 50,028.58	\$ 50,000.00
	CENTRUS ENERGY CORP COM CL A	COMMON STOCK 352.00	\$ 11,432.96	\$ 17,109.94
	CENTURY ALUMINUM COM	COMMON STOCK 600.00	\$ 4,908.00	\$ 5,450.96
	CENTURY CASINOS MANAGEMENT INC COM	COMMON STOCK 3.00	\$ 21.09	\$ 36.54
	CENTURY COMMUNITIES COM	COMMON STOCK 86.40	\$ 4,320.81	\$ 6,846.11
	CEPTON INC COM	COMMON STOCK 4,100.00	\$ 5,207.00	\$ 14,802.73
	CERAGON NETWORKS LTD COM	COMMON STOCK 51,618.00	\$ 98,590.38	\$ 130,627.52
	CERENCE INC COM	COMMON STOCK 1,140.00	\$ 21,124.20	\$ 85,519.39
	CEREVEL THERAPEUTICS HLDGS INC COM	COMMON STOCK 249.00	\$ 7,853.46	\$ 8,072.58
	CERUS CORP COM	COMMON STOCK 78,037.00	\$ 284,835.05	\$ 489,186.02
	CEVA INC COM	COMMON STOCK 1,305.00	\$ 33,381.90	\$ 54,888.36
	CF ACQUISITION CORP IV WARRANT	WARRANTS 10,000.00	\$ 770.00	\$ 505.50
	CF INDUSTRIES HOLDINGS INC COM	COMMON STOCK 2,187.41	\$ 186,367.33	\$ 212,712.83
	CH ROBINSON WORLDWIDE INC COM	COMMON STOCK 440.00	\$ 40,286.40	\$ 45,749.13
	CHAMPIONS ONCOLOGY INC COM	COMMON STOCK 450.00	\$ 2,029.50	\$ 2,793.00

Schedule H, Line 4I - Schedule of Assets (Held at End of Year)

(a) Party in Interest	(b) Security Name	(c) Security Type & Share Quantity	(d) ERISA Cost	(e) Current Value
	CHICO'S FAS INC COM	COMMON STOCK 982.00	\$ 4,831.44	\$ 5,220.45
	CHILDREN'S PLACE INC COM	COMMON STOCK 35.00	\$ 1,274.70	\$ 2,019.58
	CHIMERA ENERGY CORP COM	COMMON STOCK 2,000.00	\$	\$ 0.20
	CHIMERA INVESTMENT CORPORATION 7.75%FIX TO FLTG RATE CU *CLBL	PREFERRED STOCK 400.00	\$ 6,860.00	\$ 9,914.75
	CHIMERA INVESTMENT CORPORATION 8% FIX TO FLTG RA CUM *CLBL	PREFERRED STOCK 500.00	\$ 9,415.00	\$ 12,625.00
	CHIMERA INVESTMENT CORPORATION 8% PFD SER B FIXD/FLTG R *CLBL	PREFERRED STOCK 216.60	\$ 4,290.75	\$ 5,482.12
	CHIMERA INVESTMENT CORPORATION COM USD0.01	COMMON STOCK 41,463.33	\$ 228,048.28	\$ 587,085.99
	CHIMERA INVESTMENT CORPORATION PFD SER A *CLBL	PREFERRED STOCK 100.00	\$ 1,841.00	\$ 2,546.00
	CHINA AUTOMOTIVE SYSTEMS INC COM	COMMON STOCK 943.00	\$ 5,469.40	\$ 2,527.24
	CHINA BIOPHARMA INC COM DELISTED	COMMON STOCK 20,000.00	\$	\$
	CHINA CABLECOM HOLDINGS LTD COM DELISTED	COMMON STOCK 186.00	\$	\$
	CHINA CGAME INC COM	COMMON STOCK 5,000.00	\$	\$
	CHINA CRESCENT ENTERPRISES INC COM	COMMON STOCK 945,000.00	\$ 283.50	\$ 94.50
	CHINA DIGITAL MEDIA CORP DELISTED 2/14/11	COMMON STOCK 100.00	\$	\$
	CHINA DIGITAL TV HOLDING ADR TERMINATION 6/21/19	COMMON STOCK 9,610.00	\$ 102.83	\$ 102.83
	CHINA ED INTL INC COM DELISTED	COMMON STOCK 19,750.00	\$	\$
	CHINA GREEN AGRICULTURE INC COM	COMMON STOCK 15.00	\$ 60.60	\$ 142.50
	CHINA INDEX HLDGS LTD ADR SPONSORED	COMMON STOCK 44.00	\$ 40.90	\$ 42.68
	CHINA INTELLIGENT COM DELISTED	COMMON STOCK 38,500.00	\$	\$
	CHINA JO JO DRUGSTORES INC COM	COMMON STOCK 9,077.00	\$ 32,450.28	\$ 303.45
	CHINA KANGTAI CACT COM DELISTED	COMMON STOCK 5,000.00	\$	\$
	CHINA LIBERAL EDUCATION HLDGS COM	COMMON STOCK 170,301.00	\$ 170,301.00	\$ 205,127.66
	CHINA LIFE INSURANCE CO ADR TERM 11/14/22	COMMON STOCK 451.82	\$ 2,805.82	\$ 3,599.05
	CHINA LINEN TEXTIL COM	COMMON STOCK 500.00	\$	\$
	CHINA MEDIAEXPRESS HLDGS INC COM	COMMON STOCK 220.00	\$	\$
	CHINA MEDICAL TECHNOLOGIES INC ADR DELISTED	COMMON STOCK 100.00	\$	\$
	CHINA MEDICINE CORP COM	COMMON STOCK 1,000.00	\$ 2.60	\$ 0.20
	CHINA NATURAL RESOURCES INC COM	COMMON STOCK 510.00	\$ 192.27	\$ 295.80
	CHINA NE PETRO HLD COM DELISTED	COMMON STOCK 2,000.00	\$	\$
	CHINA NEW BORUN CORP ADR TERMINATION 11/4/22	COMMON STOCK 1,870.00	\$	\$
	CHINA PETROLEUM & CHEMICAL COR ADR TERMINATION 12/5/22	COMMON STOCK 100.00	\$ 4,617.50	\$ 4,651.00
	CHINA SUN GROUP HIGH TECH CO COM	COMMON STOCK 18,000.00	\$ 1.80	\$ 19.80
	CHINA SUNERGY CO LTD ADR TERMINATION 9/23/19	COMMON STOCK 8.00	\$ 0.13	\$ 0.13
	CHINA SXT PHARMACEUTICALS INC COM	COMMON STOCK 13.00	\$ 7.05	\$
	CHINA VALVES TECHNOLOGY INC COM	COMMON STOCK 1,000.00	\$	\$
	CHINA WI MAX COMMUNICATION INC COM DELISTED	COMMON STOCK 400,000.00	\$	\$

Schedule H, Line 4I - Schedule of Assets (Held at End of Year)

(a) Party in Interest	(b) Security Name	(c) Security Type & Share Quantity	(d) ERISA Cost	(e) Current Value
	COMMONWEALTH INTERNATIONAL SERIES TRUST AFRICA INVESTOR	MUTUAL FUNDS 29.74	\$ 229.87	\$ 277.17
	COMMONWEALTH INTERNATIONAL SERIES TRUST AUSTRALIA/NEW ZEAL	MUTUAL FUNDS 218.72	\$ 2,607.19	\$ 3,331.17
	COMMSCOPE HOLDINGS CO INC COM	COMMON STOCK 17.00	\$ 124.95	\$ 120.00
	COMMUNICATIONS \$	COMMON STOCK		
COMMSCOPE HOLDINGS	COMMON	TT41Tf\$22610TD(FUNDA7(29.74)0220.2223500		

Schedule H, Line 4I - Schedule of Assets (Held at End of Year)

(a) Party in Interest	(b) Security Name	(c) Security Type & Share Quantity	(d) ERISA Cost	(e) Current Value
	COSMOS HEALTH INC COM	COMMON STOCK 7,513.00	\$ 34,259.28	\$ 7,970.98
	COSTAMARE INC COM	COMMON STOCK 591.87	\$ 5,492.54	\$ 9,127.55
	COSTAR INC COM			

Schedule H, Line 4I - Schedule of Assets (Held at End of Year)

**(a) Party in
Interest**

Schedule H, Line 4I - Schedule of Assets (Held at End of Year)

(a) Party in Interest	(b) Security Name	(c) Security Type & Share Quantity	(d) ERISA Cost	(e) Current Value
	CUE BIOPHARMA INC COM	COMMON STOCK 600.00	\$ 1,710.00	\$ 4,842.78
	CUE HEALTH INC COM	COMMON STOCK 730.00	\$ 1,511.10	\$ 3,446.92
	CUENTAS INC COM	COMMON STOCK 800.00	\$ 145.36	\$ 1,064.00
	CUMBERLAND PHARMACEUTICALS INC COM	COMMON STOCK 48.00	\$ 108.00	\$ 186.71
	CUMMINS INC COM	COMMON STOCK 1,504.58	\$ 364,541.78	\$ 321,332.34
	CUMMINS INC DEBENTURE UNSECURED M/W CLBL	BONDS 5.00	\$ 4,508.66	\$ 5,380.13
	CUMULUS MEDIA INC COM CL A	COMMON STOCK 343.00	\$ 2,130.03	\$ 3,995.95
	CURATIVE BIOTECHNOLOGY INC COM	COMMON STOCK 500.00	\$ 10.00	\$ 27.00
	CUREVAC N V COM	COMMON STOCK 300.00	\$ 1,809.00	\$ 9,257.90
	CURIOSITYSTREAM INC COM CL A	COMMON STOCK 17,163.00	\$ 19,565.82	\$ 48,484.07
	CURIS INC COM	COMMON STOCK 3,730.00	\$ 2,051.50	\$ 13,774.80
	CURO GROUP HOLDINGS CORP COM	COMMON STOCK 30.00	\$ 106.50	\$ 480.30
	CURTISS WRIGHT CORP COM	COMMON STOCK 136.38	\$ 22,773.60	\$ 18,920.41
	CUSHING MLP & INFRA TOTAL RETR COM NEW	COMMON STOCK 9,257.90	\$ 9,226.24	\$ 8,285.74
	CUSHING NXTGEN INFRA INCOME FD			

Schedule H, Line 4I - Schedule of Assets (Held at End of Year)

(a) Party in	(b) Security Name	(c) Security Type & Share Quantity	(d) ERISA Cost	(e) Current Value
Interest	CYNGN INC COM	COMMON STOCK 251.00	\$ 169.07	\$ 470.60
	CYREN LTD			

Schedule H, Line 4I - Schedule of Assets (Held at End of Year)

(a) Party in	(b) Security Name	(c) Security Type & Share Quantity	(d) ERISA Cost	(e) Current Value
Interest	DECIPHERA			

Schedule H, Line 4I - Schedule of Assets (Held at End of Year)

(a) Party in Interest


(b) Security Name	(c) Security Type & Share Quantity	(d) ERISA Cost	(e) Current Value
DESWELL 'INDS 'INC 'COM	COMMON STOCK 500.00	\$ 1,556.75	\$ 1,664.00
DEUTSCHE 'BANK 'AG 'COM	COMMON STOCK 4,758.49	\$ 54,817.76	\$ 58,938.98
DEUTSCHE 'BANK 'AG 'LONDON 'GOLD 'DOUBLE 'SHORT 'ETN '*CLBL	PREFERRED STOCK 1.00	\$ 2.77	\$ 3.38
DEUTSCHE 'BANK 'AG 'LONDON 'PWRSHS 'DB 'GOLD 'DBLE 'LNG '*CLBL	PREFERRED STOCK 399.00	\$ 14,854.97	\$ 15,734.13
DEVON 'ENERGY 'CORP 'COM	COMMON STOCK 55,573.84	\$ 3,418,345.85	\$ 3,392,496.00
DEWEAR 'INCL 'BMC 'INC 'COM	COMMON STOCK 30,000.00	\$ 3.00	\$
DEXCOM 'INC 'COM	COMMON STOCK 2,820.00	\$ 319,336.80	\$ 367,217.28
DHI 'GROUP 'INC 'COM	COMMON STOCK 400.00	\$ 2,116.00	\$ 2,496.00
DHT 'HOLDINGS 'INC 'COM	COMMON STOCK 3,178.91	\$ 28,228.63	\$ 20,042.82
DIADEXUS 'INC 'COM	COMMON STOCK 133.00	\$	\$
DIAGEO 'ADR 'SPONSORED	COMMON STOCK 595.11	\$ 106,040.69	\$ 130,290.04
DIAMEDICA 'THERAPEUTICS 'INC 'COM	COMMON STOCK 30,000.00	\$ 47,403.00	\$ 60,136.41
DIAMOND 'HILL 'FUNDS 'LG 'CAP 'INVESTOR	MUTUAL FUNDS 122.07	\$ 3,522.85	\$ 4,292.69
DIAMOND 'HILL 'FUNDS 'MID 'CAP 'INVESTOR	MUTUAL FUNDS 685.29	\$ 10,505.50	\$ 12,400.18
DIAMOND 'HILL 'INVESTMENT 'GROUP 'COMSPONSORED	\$ 60,136.41		
MUTUAL FUNDS	685.29 \$ 10,561.77	31.14	31.14

1ñb,,

44.7

Schedule H, Line 4I - Schedule of Assets (Held at End of Year)

(a) Party in Interest	(b) Security Name	(c) Security Type & Share Quantity	(d) ERISA Cost	(e) Current Value
	DIGITALBRIDGE GROUP INC 7.125% CUM RED PERP PRF *CLBL	PREFERRED STOCK 100.00	\$ 1,877.00	\$ 2,636.00
	DIGITALBRIDGE GROUP INC 7.15% CUM RED PERP PRF S *CLBL	PREFERRED STOCK 100.00	\$ 1,876.00	\$ 2,611.00
	DIGITALBRIDGE GROUP INC COM CL A	COMMON STOCK 1,259.40	\$ 13,777.92	\$ 5.00
	DIGITALOCEAN HLDGS INC COM	COMMON STOCK 6,238.00	\$ 158,881.86	\$ 446,533.86
	DILLARDS INC COM CL A	COMMON STOCK 27.34	\$ 8,836.93	\$ 6,703.20
	DIME COMMUNITY BANK (NEW YORK) CD	CASH 15.00	\$ 15,014.15	15,000.00



Schedule H, Line 4I - Schedule of Assets (Held at End of Year)

**(a) Party in
Interest**

Schedule H, Line 4I - Schedule of Assets (Held at End of Year)

(a) Party in Interest	(b) Security Name	(c) Security Type & Share Quantity	(d) ERISA Cost	(e) Current Value
	DIREXION SHARES ETF TRUST DAILY METAL MINERS BULL 2X	COMMON STOCK 30.00	\$ 899.32	\$ 812.27
	DIREXION SHARES ETF TRUST DAILY MSCI EMERG ETF	COMMON STOCK 2,201.00	\$ 31,408.27	\$ 36,972.08
	DIREXION SHARES ETF TRUST DAILY OIL SERVICES BULL 2X	COMMON STOCK 26.00	\$ 968.05	\$ 592.81
	DIREXION SHARES ETF TRUST DAILY PHARMA ETF	COMMON STOCK 603.87	\$ 5,416.73	\$ 8,350.29
	DIREXION SHARES ETF TRUST DAILY REAL ESTATE BEAR 3X	COMMON STOCK 1,366.00	\$ 73,709.36	\$ 79,829.66
	DIREXION SHARES ETF TRUST DAILY REAL ESTATE BULL 3X S	COMMON STOCK 6,725.00	\$ 65,905.00	\$ 104,835.59
	DIREXION SHARES ETF TRUST DAILY RGNAL BULL ETF	COMMON STOCK 2,146.59	\$ 48,405.63	\$ 83,061.56
	DIREXION SHARES ETF TRUST DAILY S&P 500 BEAR 3X SHARES	COMMON STOCK 10,693.00	\$ 238,453.90	\$ 236,903.95
	DIREXION SHARES ETF TRUST DAILY S&P 500 HIGH BETA BR	COMMON STOCK 682.00	\$ 5,203.66	\$ 5,765.12
	DIREXION SHARES ETF TRUST DAILY S&P BIOTEC ETF	COMMON STOCK 3,934.88	\$ 67,876.52	\$ 106,002.26
	DIREXION SHARES ETF TRUST DAILY S&P BULL ETF	COMMON STOCK 4,739.04	\$ 112,267.76	\$ 245,894.00
	DIREXION SHARES ETF TRUST DAILY S&P OIL & GAS EXP (RS	COMMON STOCK 2,539.00	\$ 36,104.58	\$ 39,348.47
	DIREXION SHARES ETF TRUST DAILY SEMICONDUCTOR BEAR(RS	COMMON STOCK 6,520.02	\$ 257,605.91	\$ 272,252.58
	DIREXION SHARES ETF TRUST DAILY SM CP BEAR ETF	COMMON STOCK 5,048.00	\$ 177,740.08	\$ 170,900.78
	DIREXION SHARES ETF TRUST DAILY TECHNOLOGY BEAR 3X SH	COMMON STOCK 639.00	\$ 25,924.23	\$ 21,547.08
	DIREXION SHARES ETF TRUST DAILY TRANS 3X ETF	COMMON STOCK 10.73	\$ 231.95	\$ 479.34
	DIREXION SHARES ETF TRUST DAILY TRAVEL & VACATION BUL	COMMON STOCK 80.00	\$ 785.60	\$ 1,557.99
	DIREXION SHARES ETF TRUST DALY HOM B&S BUL ETF	COMMON STOCK 2,332.00	\$ 71,499.12	\$ 147,741.71
	DIREXION SHARES ETF TRUST DIREXION DAILY MSCI INDIA B	COMMON STOCK 643.66	\$ 29,582.61	\$ 34,949.74
	DIREXION SHARES ETF TRUST DIREXION DLY GLD MIN IDX 2X	COMMON STOCK 4,528.50	\$ 156,097.33	\$ 207,513.40
	DIREXION SHARES ETF TRUST DIRXIN DLY MSCI BRZL BUL 2X	COMMON STOCK 253.96	\$ 17,424.26	\$ 19,077.54
	DIREXION SHARES ETF TRUST DIRXN DLY GLD MIN IDX BR 2X	COMMON STOCK 75.00	\$ 1,098.00	\$ 1,057.26
	DIREXION SHARES ETF TRUST DIRXN DLY JR GLD MIN IDX 2X	COMMON STOCK 3,292.78	\$ 119,099.89	\$ 194,448.80
	DIREXION SHARES ETF TRUST DIRXON DLY JR GLD MINR IDX	COMMON STOCK 12,857.00	\$ 102,598.86	\$ 130,239.98
	DIREXION SHARES ETF TRUST DLY AEROSPC 3X ETF	COMMON STOCK 40,487.45	\$ 806,105.11	\$ 727,376.39
	DIREXION SHARES ETF TRUST DLY CNMSR BULL ETF	COMMON STOCK 155.00	\$ 2,484.65	\$ 5,378.94
	DIREXION SHARES ETF TRUST DLY EMG MK BL 3X ETF	COMMON STOCK 270.14	\$ 7,939.41	\$ 18,104.96
	DIREXION SHARES ETF TRUST DLY FIN BULL NEW ETF	COMMON STOCK 11,235.85	\$ 826,396.69	\$ 1,219,886.79
	DIREXION SHARES ETF TRUST DLY FTS BUL 3X ETF	COMMON STOCK 1,675.00	\$ 28,341.00	\$ 36,263.44
	DIREXION SHARES ETF TRUST DLY INDL BU 3X ETF	COMMON STOCK 20.48	\$ 654.60	\$ 878.26
	DIREXION SHARES ETF TRUST DLY MIDCAP ETF3X	COMMON STOCK 207.28	\$ 7,314.63	\$ 12,504.21
	DIREXION SHARES ETF TRUST DLY S&P OIL&GAS EXP&PRD BUL 2X	COMMON STOCK 2,552.93	\$ 371,375.89	\$ 322,578.57
	DIREXION SHARES ETF TRUST DLY S&P500 BR 1X ETF	COMMON STOCK 20,273.00	\$ 334,707.23	\$ 320,855.39
	DIREXION SHARES ETF TRUST DLY SCOND 3XBU ETF	COMMON STOCK 229,432.07	\$ 2,218,607.79	\$ 6,090,550.37
	DIREXION SHARES ETF TRUST DLY SMCAP BULL3X ETF	COMMON STOCK 15,548.84	\$ 492,898.20	\$ 911,421.62
	DIREXION SHARES ETF TRUST DLY TECH BULL 3X ETF	COMMON STOCK 19,779.34	\$ 437,123.19	\$ 1,057,289.51

Schedule H, Line 4I - Schedule of Assets (Held at End of Year)

(a) Party in Interest	(b) Security Name	(c) Security Type & Share Quantity	(d) ERISA Cost	(e) Current Value
	DIREXION SHARES ETF TRUST DLY UTILITIES 3X ETF	COMMON STOCK 4,667.59	\$ 157,997.79	\$ 147,579.31
	DIREXION SHARES ETF TRUST DRX DLYSOKOR3X ETF	COMMON STOCK 794.21	\$ 5,956.55	\$ 15,019.44
	DIREXION SHARES ETF TRUST DRX S&P500BULL ETF	COMMON STOCK 8,206.79	\$ 509,723.60	\$ 929,297.08
	DIREXION SHARES ETF TRUST ENERGY BULL 2X SHS (P/S)	COMMON STOCK 3,900.05	\$ 259,548.53	\$ 130,335.62
	DIREXION SHARES ETF TRUST HEALTHCARE BUL ETF	COMMON STOCK 1,559.45	\$ 178,961.91	\$ 189,512.50
	DIREXION SHARES ETF TRUST HYDROGEN ETF	COMMON STOCK 20.00	\$ 271.68	\$ 411.60
	DIREXION SHARES ETF TRUST MOONSHOT INNOVATORS ETF	COMMON STOCK 498.05	\$ 5,229.57	\$ 13,409.57
	DIREXION SHARES ETF TRUST NAS100 EQL WGT ETF	COMMON		

Schedule H, Line 4I - Schedule of Assets (Held at End of Year)

(a) Party in Interest	(b) Security Name	(c) Security Type & Share Quantity	(d) ERISA Cost	(e) Current Value
	DISCOVER BANK CD	CASH 20.00	\$ 19,990.16	\$ 20,000.00
	DISCOVER BANK CD	CASH 50.00	\$ 50,647.54	\$ 50,000.00
	DISCOVER BANK CD	CASH 10.00	\$ 10,052.06	\$ 10,029.80
	DISCOVER BANK CD	CASH 148.00	\$ 149,889.83	\$ 148,049.50
	DISCOVER FINANCIAL SERVICES COM	COMMON STOCK 943.87	\$ 92,338.51	\$ 108,389.75
	DISCOVER FINANCIAL SERVICES NOTE M/W CLBL	BONDS 20.00	\$ 19,479.48	\$ 20,676.72
	DISCOVER FINANCIAL SERVICES NOTE M/W CLBL	BONDS 15.00	\$ 13,402.85	\$ 15,831.54
	DISCOVERY SILVER CORP COM	COMMON STOCK 4,345.00	\$ 4,345.00	\$ 7,169.25
	DISH DBS CORPORATION NOTE M/W CLBL	BONDS 40.00	\$ 32,328.00	\$ 35,678.47
	DISH NETWORK CORPORATION COM CL A	COMMON STOCK 4,613.00	\$ 64,766.52	\$ 128,557.19
	DISTRIBUTION SOLUTIONS GRP INC COM	COMMON STOCK 210.00	\$ 7,740.60	\$ 10,440.00
	DIVERSIFIED HEALTHCARE TRUST SHS OF BENEFICIAL INTEREST	COMMON STOCK 11,407.46	\$ 7,378.35	\$ 34,773.18
	DIXIE GOLD INC COM	COMMON STOCK 1,250.00	\$ 37.75	\$ 240.25
	DLH HLDGS CORP COM	COMMON STOCK 811.00	\$ 9,622.52	\$ 14,145.97
	DLOCAL LTD COM CL A	COMMON STOCK 437.00	\$ 6,804.09	\$ 13,902.76
	D MARKET ELECTR SVCS & TRADING ADR	COMMON STOCK 12,000.00	\$ 7,920.00	\$ 8,799.73
	DMC GLOBAL INC COM	COMMON STOCK 1,396.00	\$ 27,138.24	\$ 54,105.66
	DMY TECHNOLOGY GROUP INC VI WARRANT	WARRANTS 3,136.00	\$ 329.28	\$ 417.86
	DNP SELECT INCOME FUND INC COM	COMMON STOCK 3,663.77	\$ 41,217.37	\$ 40,512.55
	DOCEBO INC COM	COMMON STOCK 353.00	\$ 11,698.42	\$ 21,861.16
	DOCGO INC COM	COMMON STOCK 70.00	\$ 494.90	\$ 548.67
	DOCUSIGN INC COM	COMMON STOCK 5,659.00	\$ 313,621.78	\$ 736,949.11
	DODGE & COX FUNDS BALANCED I	MUTUAL FUNDS 1,786.54	\$ 166,773.14	\$ 193,398.56
	DODGE & COX FUNDS GLOBAL BOND I	MUTUAL FUNDS 14,391.37	\$ 145,065.00	\$ 160,229.63
	DODGE & COX FUNDS GLOBAL STOCK I	MUTUAL FUNDS 15,289.21	\$ 192,796.84	\$ 218,461.32
	DODGE & COX FUNDS INCOME I	MUTUAL FUNDS 81,397.28	\$ 992,232.68	\$ 1,131,279.98
	DODGE & COX FUNDS INTL STOCK I	MUTUAL FUNDS 16,387.37	\$ 706,458.70	\$ 762,483.04
	DODGE & COX FUNDS STOCK I	MUTUAL FUNDS 4,561.22	\$ 983,895.59	\$ 1,110,118.00
	DOLBY LABORATORIES INC COM CL A	COMMON STOCK 638.95	\$ 45,071.46	\$ 60,554.90
	DOLE PLC COM	COMMON STOCK 46.00	\$ 443.90	\$ 417.97
	DOLLAR GENERAL CORP COM	COMMON STOCK 1,919.35	\$ 472,639.69	\$ 453,485.98
	DOLLAR TREE INC COM	COMMON STOCK 986.00	\$ 139,459.84	\$ 145,868.31
	DOMA HOLDINGS INC COM	COMMON STOCK 10,297.00	\$ 4,663.51	\$ 8,143.95
	DOMINARI HOLDINGS INC COM	COMMON STOCK 1,398.00	\$ 4,585.44	\$
	DOMINI FUNDS IMPACT EQTY INVESTOR	MUTUAL FUNDS 531.45	\$ 13,573.21	\$ 18,584.77
	DOMINION ENERGY INC COM	COMMON STOCK 3,181.19	\$ 195,070.26	\$ 238,214.34

Schedule H, Line 4I - Schedule of Assets (Held at End of Year)

(a) Party in

Schedule H, Line 4I - Schedule of Assets (Held at End of Year)

(a) Party in Interest	(b) Security Name	(c) Security Type & Share Quantity	(d) ERISA Cost	(e) Current Value
	DREAM FINDERS HOMES INC COM CL A	COMMON STOCK 1,244.00	\$ 10,773.04	\$ 21,061.85
	DREYFUS FUNDS INSIGHT CORE PLUS A	MUTUAL FUNDS 1,613.85	\$ 14,556.88	\$ 17,289.19
	DRIEHAUS FUNDS SM CAP GROWTH INVESTOR	MUTUAL FUNDS 169.73	\$ 2,603.70	\$ 4,006.51
	DRIVE SHACK INC COM	COMMON STOCK 11,177.00	\$ 1,873.27	\$ 15,240.91
	DRIVEN BRANDS HLDG COM	COMMON STOCK 400.00	\$ 10,924.00	\$ 13,448.00
	DROPBOX INC COM CL A	COMMON STOCK 1,537.00	\$ 34,398.06	\$ 37,709.55
	DSS INC COM	COMMON STOCK 9,177.00	\$ 1,505.03	\$ 6,166.94
	DSWISS INC COM	COMMON STOCK 104.00	\$ 10.40	\$ 10.40
	DTE ENERGY CO COM	COMMON STOCK 95.43	\$ 11,215.30	\$ 12,016.99
	DUCKHORN PORTFOLIO INC (THE) COM			

Schedule H, Line 4I - Schedule of Assets (Held at End of Year)

**(a) Party in
Interest**

Schedule H, Line 4I - Schedule of Assets (Held at End of Year)

(a) Party in Interest	(b) Security Name	(c) Security Type & Share Quantity	(d) ERISA Cost	(e) Current Value
	EATON VANCE ENH COM	COMMON STOCK 4,493.69	\$ 67,090.82	\$ 84,823.73
	EATON VANCE FLOATING RATE INCO COM	COMMON STOCK 1,146.00	\$ 12,709.14	\$ 15,403.65
	EATON VANCE FUNDS DIV BUILDER A	MUTUAL FUNDS 2,232.74	\$ 30,901.15	\$ 41,435.29
	EATON VANCE FUNDS EMRG MKTS LOCAL INCOME A	MUTUAL FUNDS 16,344.10	\$ 56,877.47	\$ 71,540.77
	EATON VANCE FUNDS FLOATING RATE & HIGH INCOME A	MUTUAL FUNDS 3,045.81	\$ 26,011.22	\$ 28,127.50
	EATON VANCE FUNDS FLOATING RATE & HIGH INCOME I	MUTUAL FUNDS 7,803.55	\$ 62,662.50	\$ 63,209.48
	EATON VANCE FUNDS FLOATING RATE A	MUTUAL FUNDS 7,624.83	\$ 64,506.10	\$ 68,560.89
	EATON VANCE FUNDS FLOATING RATE ADVANTAGE A	MUTUAL FUNDS 2,883.17	\$ 27,880.21	\$ 30,315.33
	EATON VANCE FUNDS FLOATING RATE I	MUTUAL FUNDS 8,553.20	\$ 69,965.21	\$ 71,292.11
	EATON VANCE FUNDS GLBL MACRO ABS RET ADVNTG I	MUTUAL FUNDS 6,275.60	\$ 60,057.51	\$ 63,217.25
	EATON VANCE FUNDS PARAMETRIC COMMODITY STRAT A	MUTUAL FUNDS 35,398.57	\$ 225,488.85	\$ 233,035.67
	EATON VANCE FUNDS WORLDWIDE HEALTH SCIS A	MUTUAL FUNDS 172.38	\$ 2,187.44	\$ 2,508.07
	EATON VANCE LTD COM	COMMON STOCK 4,513.30	\$ 42,379.81	\$ 57,069.63
	EATON VANCE RISK M COM	COMMON STOCK 16,636.00	\$ 124,770.00	\$ 151,631.05
	EATON VANCE T/M DI COM	COMMON STOCK 2,884.42	\$ 31,324.84	\$ 42,711.73
	EATON VANCE T/M GL COM	COMMON STOCK 1,883.76	\$ 14,617.96	\$ 17,148.47
	EATON VANCE TAX ADVANTAGED DIV COM	COMMON STOCK 7,496.31	\$ 170,915.94	\$ 201,133.43
	EATON VANCE TAX ADVANTAGED GLO COM	COMMON STOCK 230.67	\$ 3,483.12	\$ 4,131.35
	EATON VANCE TAX ADVANTAGED GLO COM	COMMON STOCK 100.00	\$ 2,094.00	\$ 3,251.00
	EATON VANCE COVA	MUTUAL FUNDS 7,624.83	COMMON STOCK	1,883.76
	EATON VANCE A O	COMMON STOCK 6,300,300	EATON T13.10980TD(4,131.35)T14.61110TD(\$)T17TT31Tf.50680TD(0030	

Schedule H, Line 4I - Schedule of Assets (Held at End of Year)

(a) Party in Interest	(b) Security Name	(c) Security Type & Share Quantity	(d) ERISA Cost	(e) Current Value	
	EDITAS MEDICINE INC COM	COMMON STOCK	90,304.00	\$ 800,996.48	\$ 2,106,605.00
	EDOC ACQUISITION CORP WARRANT	WARRANTS	7,000.00	\$ 276.50	\$ 210.00
	EDUCATIONAL DEVELOPMENT CORP COM	COMMON STOCK	900.00	\$ 2,844.09	\$ 2,440.77
	EDWARDS LIFESCIENCES CORP COM	COMMON STOCK	1,909.00	\$ 142,430.49	\$ 215,025.23
	EFFECTOR THERAPEUTICS INC COM	COMMON STOCK	494.00	\$ 211.23	\$ 3,425.19
	EHANG HOLDINGS LIMITED ADR	COMMON STOCK	18,135.00	\$ 155,598.30	\$ 194,266.29
	EHEALTH INC COM	COMMON STOCK	2,100.00	\$ 10,164.00	\$ 53,550.00
	E HOME HOUSEHOLD SVC COM	COMMON STOCK	640.00	\$ 275.14	\$ 195.00
	EIGER BIOPHARMACEUTICALS INC COM HOME HOUSEHOLD				

Schedule H, Line 4I - Schedule of Assets (Held at End of Year)

(a) Party in Interest	(b) Security Name	(c) Security Type & Share Quantity	(d) ERISA Cost	(e) Current Value
	ENETI INC COM	COMMON STOCK 505.00	\$ 5,075.25	\$ 5,001.20
	ENGAGESMART LLC COM	COMMON STOCK 253.00	\$ 4,452.80	\$ 6,102.36
	ENGINE GAMING AND MEDIA INC COM	COMMON STOCK 188.00	\$ 184.24	\$ 134.42
	ENGINE NO1 ETF TR TRANSFORM 500 ETF	COMMON STOCK 54.11	\$ 2,392.79	\$ 2,438.34
	ENGLOBAL			

Schedule H, Line 4I - Schedule of Assets (Held at End of Year)

(a) Party in Interest	(b) Security Name	(c) Security Type & Share Quantity	(d) ERISA Cost	(e) Current Value
	ESSENTIAL UTILITIES INC COM	COMMON STOCK 2,196.44	\$ 104,835.84	\$ 114,181.92
	ESSEX PROPERTY TRUST INC COM USD0.0001	COMMON STOCK 262.47	\$ 55,623.07	\$ 67,673.40
	ESTABLISHMENT LABS HLDGS INC COM	COMMON		

Schedule H, Line 4I - Schedule of Assets (Held at End of Year)

(a) Party in Interest	(b) Security Name	(c) Security Type & Share Quantity	(d) ERISA Cost	(e) Current Value
	ETFIS SER TR I VIRTUS WMC INTERNATIONAL DI	COMMON STOCK 0.00	\$	\$
	ETHAN ALLEN INTERIORS INC COM	COMMON STOCK 100.00	\$ 2,642.00	\$ 2,955.99
	ETON PHARMACEUTICALS INC COM	COMMON STOCK 400.00	\$ 1,128.00	\$ 1,716.00
	ETSY INC COM	COMMON STOCK 4,307.00	\$ 515,892.46	\$ 856,405.67
	EURO SUN MINING INC COM	COMMON STOCK 550.00	\$ 29.51	\$ 108.19
	EURODRY LTD COM	COMMON STOCK 232.00	\$ 3,986.92	\$ 6,413.12
	EURONAV COM	COMMON STOCK 305.18	\$ 5,200.28	\$ 2,728.25
	EUROPEAN BIOTECH ACQUITN CORP WARRANT	WARRANTS 1,000.00	\$ 298.00	\$ 170.00
	EUROSEAS LTD COM	COMMON STOCK 121.44	\$ 2,240.62	\$ 3,087.53
	EUROTECH COM	COMMON STOCK 5,775.00	\$	\$
	EVE HOLDING INC COM	COMMON STOCK 867.00	\$ 6,242.40	\$ 2,359.58
	EVE HOLDING INC WARRANT	WARRANTS 2,750.00	\$ 687.50	\$
	EVENTBRITE INC COM CL A	COMMON STOCK 556.00	\$ 3,258.16	\$ 9,696.64
	EVERBRIDGE INC COM	COMMON STOCK 158.00	\$ 4,673.64	\$ 10,638.14
	EVERCOMMERCE INC COM	COMMON STOCK 218.00	\$ 1,621.92	\$ 2,822.62
	EVERCORE INC COM	COMMON STOCK 100.00	\$ 10,908.00	\$ 9,541.99
	EVEREST RE GROUP COM	COMMON STOCK 30.00	\$ 9,938.10	\$ 8,217.60
	EVER GLORY INTL GP COM	COMMON STOCK 100.00	\$ 20.02	\$ 247.00
	EVERGREEN ENERGY INC COM	COMMON STOCK 10,000.00	\$	\$
	EVERGY INC COM	COMMON STOCK 2,241.91	\$ 141,083.46	\$ 153,055.41
	EVERI HOLDINGS INC COM	COMMON STOCK 1,016.00	\$ 14,579.60	\$ 21,691.28
	EVERQUOTE INC COM CL A	COMMON STOCK 141.00	\$ 2,078.34	\$ 1,905.65
	EVERSOURCE ENERGY COM	COMMON STOCK 353.00	\$ 29,595.52	\$ 31,789.91
	EVERSPIN TECHNOLOGIES INC COM	COMMON STOCK 4,271.00	\$ 23,746.76	\$ 45,820.47
	EVERTEC INC COM	COMMON STOCK 1.00	\$ 32.38	\$ 49.98
	EVERYTHING BLOCKCHAIN INC COM	COMMON STOCK 22.00	\$ 35.20	\$
	EVGO INC COM CL A	COMMON STOCK 44,199.00	\$ 197,569.53	\$ 383,425.10
	EVGO INC WARRANT *CLBL	WARRANTS 2,295.00	\$ 1,560.37	\$ 5,716.40
	EVI INDUSTRIES INC COM	COMMON STOCK 50.00	\$ 1,193.50	\$ 1,096.04
	EVO ACQUISITION CORP WARRANT	WARRANTS 2,130.00	\$ 118.85	\$ 146.76
	EVOFEM BIOSCIENCES	\$ 49.98 A D	\$ 146.76 A A A A	\$ 1

Schedule H, Line 4I - Schedule of Assets (Held at End of Year)

(a) Party in Interest	(b) Security Name	(c) Security Type & Share Quantity	(d) ERISA Cost	(e) Current Value
	EVOLV TECHNOLOGIES HLDG INC COM CL A	COMMON STOCK 550.00	\$ 1,424.50	\$ 2,069.25
	EVOQUA WATER TECHNOLOGIES CORP COM	COMMON STOCK 806.00	\$ 31,917.60	\$ 37,735.58
	EXACT SCIENCES CORP COM	COMMON STOCK 3,657.00	\$ 181,058.07	\$ 276,330.98
	EXCELERATE ENERGY INC COM CL A	COMMON STOCK 25.05	\$ 627.43	\$ 721.31
	EXCELSIOR MINING CORP COM	COMMON STOCK 250.00	\$ 28.88	\$ 80.00
	EXCHANGE LISTED FUNDS TRUST HIGH YIELD ETF	COMMON STOCK 7,653.45	\$ 198,606.92	\$ 234,178.11
	EXCHANGE LISTED FUNDS TRUST LIQUIDATION 1/23/23	COMMON STOCK 100.00	\$ 3,040.54	\$ 3,226.48
	EXCHANGE LISTED FUNDS TRUST QRAFT AI US MMTM ETF	COMMON STOCK 79.00	\$ 2,079.29	\$ 2,842.76
	EXCHANGE TRADED CONCEPTS TRUST BITWISE CRYPTO INNOVATORS E	COMMON STOCK 19,455.58	\$ 65,954.41	\$ 265,388.52
	EXCHANGE TRADED CONCEPTS TRUST CAPITAL LINK GLBL FINTECH LDRS	COMMON STOCK 477.31	\$ 12,920.11	\$ 19,960.99
	EXCHANGE TRADED CONCEPTS TRUST EMQQ EM INTERN ETF	COMMON STOCK 1,379.00	\$ 40,997.67	\$ 56,321.50
	EXCHANGE TRADED CONCEPTS TRUST ROBO GBL HLTCR ETF	COMMON STOCK 4.00	\$ 115.52	\$ 154.64
	EXCHANGE TRADED CONCEPTS TRUST ROBO GLB ETF	COMMON STOCK 1,331.10	\$ 61,669.59	\$ 93,212.12
	EXCHANGE TRADED CONCEPTS TRUST ROBO GLOBAL ARTIFICIAL INTE	COMMON STOCK 433.00	\$ 11,387.77	\$ 18,896.62
	EXELA TECHNOLOGIES INC COM	COMMON STOCK 166,213.00	\$ 13,629.47	\$ 22,154.72
	EXELIXIS INC COM	COMMON STOCK 8,367.00	\$ 134,206.68	\$ 155,597.16
	EXELON CORP COM	COMMON STOCK 1,559.46	\$ 67,415.50	\$ 87,165.11
	EXICURE INC COM	COMMON STOCK 144.00	\$ 165.60	\$
	EXLSERVICE HLDGS INC COM	COMMON STOCK 70.00	\$ 11,860.10	\$ 10,133.90
	EXOBX TECHNOLOGIE COM	COMMON STOCK 1,500,000.00	\$ 1,800.00	\$ 35,250.00
	EXP WORLD HOLDINGS INC COM	COMMON STOCK 3,497.78	\$ 38,755.52	\$ 107,510.01
	EXPEDIA GROUP INC COM	COMMON STOCK 735.02	\$ 64,387.93	\$ 112,203.26
	EXPEDTRS INTL WASH COM	COMMON STOCK 495.06	\$ 51,446.64	\$

WORLD
EXPEDIA

Schedule H, Line 4I - Schedule of Assets (Held at End of Year)

(a) Party in	(b) Security Name	(c) Security Type & Share Quantity	(d) ERISA Cost	(e) Current Value
Interest	EZFILL HLDGS INC COM	COMMON		

Schedule H, Line 4I - Schedule of Assets (Held at End of Year)

(a) Party in Interest	(b) Security Name	(c) Security Type & Share Quantity	(d) ERISA Cost	(e) Current Value
	FED AGRI MTG CORP 5.7% NON CUM PFD STK SER *CLBL	PREFERRED STOCK 200.00	\$ 4,200.00	\$ 4,520.00
	FED AGRI MTG CORP COM CL C	COMMON STOCK 35.00	\$ 3,944.85	\$ 4,337.55
	FED HOME LOAN MTG CORP COM	COMMON STOCK 254,297.00	\$ 89,843.13	\$ 211,066.51
	FED HOME LOAN MTG CORP FHLMC REFERENCE NOTES	U.S.GOV SECURITIES 1.00	\$ 1,169.75	\$ 1,438.43
	FED HOME LOAN MTG CORP FHLMC REFERENCE NOTES	U.S.GOV SECURITIES 25.00	\$ 24,654.19	\$ 24,630.67
	FED HOME LOAN MTG CORP FHLMC REFERENCE NOTES	U.S.GOV SECURITIES 25.00	\$ 24,272.09	\$ 24,308.86
	FED HOME LOAN MTG CORP NOTE M/W CLBL	U.S.GOV SECURITIES 10.00	\$ 9,987.54	\$ 9,997.50
	FED NATIONAL MTG ASSN COM	COMMON STOCK 172,956.00	\$ 61,122.65	\$ 141,841.22
	FED NATIONAL MTG ASSN FNMA BENCHMARK ISSUES	U.S.GOV SECURITIES 50.00	\$ 49,165.80	\$ 49,031.26
	FED NATIONAL MTG ASSN FNMA BENCHMARK ISSUES	U.S.GOV SECURITIES 20.00	\$ 19,211.86	\$ 19,162.05
	FED REALTY INVEST TRUST COM USD0.01	COMMON STOCK 1,326.51	\$ 134,029.76	\$ 27,480.15
	FED REALTY INVEST TRUST NOTE M/W CLBL	BONDS 15.00	\$ 10,047.61	\$ 10,580.12
	FEDERAL FARM CREDIT BOND	U.S.GOV SECURITIES 21.00	\$ 20,515.85	\$ 20,445.08
	FEDERAL FARM CREDIT BOND M/W CLBL	U.S.GOV SECURITIES 10.00	\$ 10,003.42	\$ 10,010.00
	FEDERAL FARM CREDIT BOND M/W CLBL	U.S.GOV SECURITIES 20.00	\$ 20,002.90	\$ 20,000.00
	FEDERAL HOME LOAN BANKS BOND	U.S.GOV SECURITIES 60.00	\$ 59,496.94	\$ 59,922.60
	FEDERAL HOME LOAN BANKS BOND	U.S.GOV SECURITIES 10.00	\$ 10,114.20	\$ 10,298.29
	FEDERAL HOME LOAN BANKS BOND M/W CLBL	U.S.GOV SECURITIES 30.00	\$ 29,633.77	\$ 30,025.50
	FEDERAL HOME LOAN BANKS BOND M/W CLBL	U.S.GOV SECURITIES 30.00	\$ 29,890.16	\$ 29,964.42
	FEDERATED HERMES EQTY INCOME INST	MUTUAL FUNDS 482.97	\$ 9,934.78	\$ 11,494.51
	FEDERATED HERMES GLOBAL TOTAL RET BOND A	MUTUAL FUNDS 975.21	\$ 7,996.75	\$ 9,586.34
	FEDERATED HERMES GOVT OBLIGATIONS SERVICE	MUTUAL FUNDS 79,086.30	\$ 79,086.30	\$ 79,086.31
	FEDERATED HERMES INC COM CL B	COMMON STOCK 100.00	\$ 3,631.00	\$ 3,758.00
	FEDERATED HERMES KAUFMANN SM CAP A	MUTUAL FUNDS 788.69	\$ 31,720.95	\$ 46,150.24
	FEDERATED HERMES KAUFMANN SM CAP INST	MUTUAL FUNDS 454.41	\$ 18,885.36	\$ 24,409.16
	FEDERATED HERMES MTD LG CAP VALUE A	MUTUAL FUNDS 1,804.08	\$ 47,158.57	\$ 55,437.72
	FEDERATED HERMES MTD MID CAP GROWTH INST	MUTUAL FUNDS 63.57	\$ 2,404.78	

Schedule H, Line 4I - Schedule of Assets (Held at End of Year)

(a) Party in Interest	(b) Security Name	(c) Security Type & Share Quantity	(d) ERISA Cost	(e) Current Value
	FG GROUP HOLDINGS INC COM	COMMON STOCK 2,772.00	\$ 7,262.64	\$
	FIDELIS ENERGY INC COM	COMMON STOCK 105,000.00	\$	\$
	FIDELITY CO OPERATIVE BANK CD M/W MTHLY CLBL	CASH 1.00	\$ 1,002.53	\$ 1,000.00
	FIDELITY COVINGTON TRUST BLUE CHIP GROWTH ETF	COMMON STOCK 10.00	\$ 210.90	\$ 346.30
	FIDELITY COVINGTON TRUST CLEAN ENERGY ETF	COMMON STOCK 203.00	\$ 4,416.00	\$ 4,639.20
	FIDELITY COVINGTON TRUST CONSMR STAPLES ETF	COMMON STOCK 2,719.39	\$ 121,855.96	\$ 122,220.71
	FIDELITY COVINGTON TRUST CORP BOND ETF	COMMON STOCK 4,758.05	\$ 213,351.10	\$ 260,717.90
	FIDELITY COVINGTON TRUST DIVID ETF RISI	COMMON STOCK 495.00	\$ 19,725.75	\$ 19,770.30
	FIDELITY COVINGTON TRUST ELECTRIC VEHICLES & FUTURE	COMMON STOCK 1,129.00	\$ 17,246.38	\$ 18,925.34
	FIDELITY COVINGTON TRUST HIGH DIVID ETF	COMMON STOCK 600.57	\$ 22,401.15	\$ 24,268.65
	FIDELITY COVINGTON TRUST HIGH YILD ETF	COMMON STOCK 460.51	\$ 21,181.53	\$ 24,025.82
	FIDELITY COVINGTON TRUST MSCI COMMNTN SVC ETF	COMMON STOCK 1.00	\$ 31.06	\$ 51.36
	FIDELITY COVINGTON TRUST MSCI CONSM DIS ETF	COMMON STOCK 1,243.85	\$ 70,501.47	\$ 84,802.52
	FIDELITY COVINGTON TRUST MSCI ENERGY IDX ETF	COMMON STOCK 9,402.30	\$ 224,150.86	\$ 146,315.83
	FIDELITY COVINGTON TRUST MSCI FINLS IDX ETF	COMMON STOCK 1,080.21	\$ 51,785.08	\$ 60,262.32
	FIDELITY COVINGTON TRUST MSCI HLTH CARE I ETF	COMMON STOCK 1,663.68	\$ 106,441.67	\$ 109,371.09
	FIDELITY COVINGTON TRUST MSCI INDL INDX ETF	COMMON STOCK 113.20	\$ 5,740.42	\$ 6,349.74
	FIDELITY COVINGTON TRUST MSCI INFO TECH I ETF	COMMON STOCK 3,035.37	\$ 286,871.12	\$ 382,912.34
	FIDELITY COVINGTON TRUST MSCI MATLS INDEX ETF	COMMON STOCK 357.35	\$ 15,598.33	\$ 17,758.86
	FIDELITY COVINGTON TRUST MSCI RL EST ETF	COMMON STOCK 9,625.04	\$ 238,796.99	\$ 331,772.66
	FIDELITY COVINGTON TRUST MSCI UTILS INDEX ETF	COMMON STOCK 554.87	\$ 25,290.84	\$ 25,914.15
	FIDELITY COVINGTON TRUST QLTY FCTOR ETF	COMMON STOCK 200.00	\$ 8,880.00	\$ 10,969.00
	FIDELITY COVINGTON TRUST STOCK FOR INFL ETF	COMMON STOCK 70.00	\$ 2,166.50	\$ 2,315.00
	FIDELITY COVINGTON TRUST TOTAL BD ETF	COMMON STOCK 1,819.94	\$ 81,933.52	\$ 96,355.88
	FIDELITY D&D BANCORP COM	COMMON STOCK 349.00	\$ 16,451.86	\$ 18,130.68
	FIDELITY INTMD BOND RETAIL	MUTUAL FUNDS 1,084.09	\$ 10,689.16	\$ 10,709.95
	FIDELITY INVESTMENTS 500 INDEX RETAIL	MUTUAL FUNDS 22,240.05	\$ 2,960,595.06	\$ 3,621,053.07
	FIDELITY INVESTMENTS ADV CONSUMER STAPLES RETAIL	MUTUAL FUNDS 1,152.71	\$ 108,561.76	\$ 112,565.93
	FIDELITY INVESTMENTS ADV GROWTH OPPORTUNITIES INST	MUTUAL FUNDS 667.74	\$ 65,318.03	\$ 105,782.90
	FIDELITY INVESTMENTS ADV INTL CAPITAL APPRCTN A	MUTUAL FUNDS 130.07	\$ 2,827.74	\$ 3,860.51
	FIDELITY INVESTMENTS ADV TELECOMMUNICATIONS RETAIL	MUTUAL FUNDS 49.17	\$ 2,182.97	\$ 2,659.14
	FIDELITY INVESTMENTS ADVISOR EMRG ASIA A	MUTUAL FUNDS 205.72	\$ 7,027.46	\$ 10,154.44
	FIDELITY INVESTMENTS ADVISOR GROWTH OPP A	MUTUAL FUNDS 291.86	\$ 25,803.34	\$ 41,890.67
	FIDELITY INVESTMENTS ADVISOR HEALTH CARE INST	MUTUAL FUNDS 164.64	\$ 10,558.43	\$ 12,114.28
	FIDELITY INVESTMENTS ADVISOR MATERIALS A	MUTUAL FUNDS 515.18	\$ 48,813.40	\$ 55,767.98
	FIDELITY INVESTMENTS ADVISOR MATERIALS RETAIL	MUTUAL FUNDS 308.30	\$ 29,390.24	\$ 33,548.71

Schedule H, Line 4I - Schedule of Assets (Held at End of Year)

(a) Party in Interest	(b) Security Name	(c) Security Type & Share Quantity	(d) ERISA Cost	(e) Current Value
	FIDELITY INVESTMENTS ADVISOR NEW INSIGHTS A	MUTUAL FUNDS 10,422.54	\$ 265,774.95	\$ 401,832.87
	FIDELITY INVESTMENTS ADVISOR SEMICONDUCTORS A	MUTUAL FUNDS 544.87	\$ 19,637.11	\$ 30,912.02
	FIDELITY INVESTMENTS ADVISOR STR603TJTT41Tf.22610TD(ADVISOR)TJTT31Tf3.67770TD@003TJTT41Tf.22610TD(NEW)TBDC			

Schedule H, Line 4I - Schedule of Assets (Held at End of Year)

(a) Party in Interest	(b) Security Name	(c) Security Type & Share Quantity	(d) ERISA Cost	(e) Current Value
	FIDELITY INVESTMENTS FOCUSED STOCK RETAIL	MUTUAL FUNDS 789.66	\$ 18,667.56	\$ 26,814.33
	FIDELITY INVESTMENTS FREEDOM 2040 RETAIL	MUTUAL FUNDS 565.74	\$ 5,029.39	\$ 6,722.82
	FIDELITY INVESTMENTS GLOBAL COMMODITY STOCK RETAIL	MUTUAL FUNDS 378.52	\$ 7,286.55	\$ 6,168.18
	FIDELITY INVESTMENTS GLOBAL EQTY INCOME RETAIL	MUTUAL FUNDS 673.14	\$ 10,729.88	\$ 10,533.59
	FIDELITY INVESTMENTS GNMA RETAIL	MUTUAL FUNDS 597.16	\$ 6,019.33	\$ 6,309.95
	FIDELITY INVESTMENTS GOLD RETAIL	MUTUAL FUNDS 536.45	\$ 12,037.94	\$ 13,954.64
	FIDELITY INVESTMENTS GOVT CASH RESERVES RETAIL	MUTUAL FUNDS 160,728.63	\$ 160,728.63	\$ 160,728.63
	FIDELITY INVESTMENTS GROWTH & INCOME RETAIL	MUTUAL FUNDS 3,345.94	\$ 159,233.19	\$ 171,175.55
	FIDELITY INVESTMENTS GROWTH DISCOVERY RETAIL	MUTUAL FUNDS 740.39	\$ 30,222.96	\$ 41,065.92
	FIDELITY INVESTMENTS HEALTH CARE RETAIL	MUTUAL FUNDS 15,136.18	\$ 418,061.32	\$ 482,913.62
	FIDELITY INVESTMENTS HEALTH CARE SVC RETAIL	MUTUAL FUNDS 611.44	\$ 80,710.21	\$ 84,145.54
	FIDELITY INVESTMENTS HIGH INCOME RETAIL	MUTUAL FUNDS 41,549.60	\$ 302,481.08	\$ 359,003.14
	FIDELITY INVESTMENTS INFL PROTECTED BOND IDX RETAIL	MUTUAL FUNDS 21,657.13	\$ 195,347.33	\$ 233,431.05
	FIDELITY INVESTMENTS INTL GROWTH RETAIL	MUTUAL FUNDS 3,943.67	\$ 62,783.13	\$ 82,768.55
	FIDELITY INVESTMENTS INTL			

Schedule H, Line 4I - Schedule of Assets (Held at End of Year)

**(a) Party in
Interest**

Schedule H, Line 4I - Schedule of Assets (Held at End of Year)

(a) Party in Interest	(b) Security Name	(c) Security Type & Share Quantity	(d) ERISA Cost	(e) Current Value
	FIDELITY INVESTMENTS TRANSPORTATION RETAIL	MUTUAL FUNDS 169.66	\$ 15,269.22	\$ 18,257.66
	FIDELITY INVESTMENTS TREASURY			

Schedule H, Line 4I - Schedule of Assets (Held at End of Year)

(a) Party in	(b) Security Name	(c) Security Type & Share Quantity	(d) ERISA Cost	(e) Current Value
Interest	FIRST TR ENERGY INCOME & GROWT COM	COMMON STOCK	720.00	\$ 10,216.80

Schedule H, Line 4I - Schedule of Assets (Held at End of Year)

(a) Party in Interest	(b) Security Name	(c) Security Type & Share Quantity	(d) ERISA Cost	(e) Current Value
	FIRST TRUST EXCH TRADED FUND 2 ENERGY ALPHADX ETF	COMMON STOCK 392.00	\$ 6,699.28	\$ 4,672.64
	FIRST TRUST EXCH TRADED FUND 2 HLTH CARE ALPH ETF	COMMON STOCK 230.32	\$ 25,042.91	\$ 28,590.55
	FIRST TRUST EXCH TRADED FUND 2 INTL EQUITY OPP ETF	COMMON STOCK 439.00	\$ 17,059.54	\$ 25,290.79
	FIRST TRUST EXCH TRADED FUND 2 MATERIALS ALPH ETF	COMMON STOCK 274.00	\$ 16,601.66	\$ 17,031.84
	FIRST TRUST EXCH TRADED FUND 2 NASDAQ CYB ETF	COMMON STOCK 3,535.88	\$ 136,873.10	\$ 176,151.47
	FIRST TRUST EXCH TRADED FUND 2 NASDAQ CLN EDGE ETF	COMMON STOCK 251.63	\$ 21,951.36	\$ 24,259.45
	FIRST TRUST EXCHANGE TRADED FD LIQUIDATION 1/17/23	COMMON STOCK 208.22	\$ 7,939.28	\$ 9,912.98
	FIRST TRUST EXCHANGE TRADED FD US EQTY OPPT ETF	COMMON STOCK 30.00	\$ 2,360.40	\$ 3,675.30
	FIRST TRUST EXCHANGE TRADED FD WTR ETF	COMMON STOCK 1,365.61	\$ 108,374.73	\$ 118,822.30
	FIRST TRUST EXCHANGE TRADED AL EX US SML CP ETF	COMMON STOCK 118.00	\$ 4,431.86	\$ 5,393.78
	FIRST TRUST EXCHANGE TRADED AL MID CAP VAL FD ETF	COMMON STOCK 617.00	\$ 26,512.49	\$ 28,678.22
	FIRST TRUST EXCHANGE TRADED FU ALT ABSLT STRG ETF	COMMON STOCK 50.00	\$ 1,494.00	\$ 1,438.25
	FIRST TRUST EXCHANGE TRADED FU CAP STRENGTH ETF	COMMON STOCK 2,922.00	\$ 219,003.90	\$ 245,142.84
	FIRST TRUST EXCHANGE TRADED FU DJ INTERNT IDX ETF	COMMON STOCK 2,059.00	\$ 253,565.85	\$ 463,749.96
	FIRST TRUST EXCHANGE TRADED FU FST TR GLB FD ETF	COMMON STOCK 10,796.22	\$ 264,399.38	\$ 268,804.72
	FIRST TRUST EXCHANGE TRADED FU LNG/SHT EQUITY ETF	COMMON STOCK 35.00	\$ 1,710.45	\$ 1,764.30
	FIRST TRUST EXCHANGE TRADED FU NAS CLNEDG GREEN ETF	COMMON STOCK 1,306.50	\$ 61,653.17	\$ 85,545.62
	FIRST TRUST EXCHANGE TRADED FU NASDAQ 100 EX ETF	COMMON STOCK 20.00	\$ 1,526.60	\$ 1,772.80
	FIRST TRUST EXCHANGE TRADED FU NAT GAS ETF	COMMON STOCK 3,353.32	\$ 82,189.80	\$ 73,289.62
	FIRST TRUST EXCHANGE TRADED FU NY ARCA BIOTECH ETF	COMMON STOCK 487.00	\$ 75,061.31	\$ 78,874.52
	FIRST TRUST EXCHANGE TRADED FU PFD SECS INC ETF	COMMON STOCK 2,002.75	\$ 33,646.20	\$ 40,625.02
	FIRST TRUST HIGH I COM	COMMON STOCK 143.22	\$ 1,639.82	\$ 1,713.43
	FIRST TRUST HIGH YIELD OPPORTU COM	COMMON STOCK 175.66	\$ 2,367.95	\$ 3,249.44
	FIRST TRUST PORTFOLIOS SHS ETF	COMMON STOCK 2.00	\$ 177.56	\$ 236.80
	FIRST TRUST PORTFOLIOS SHS ETF	COMMON STOCK 1,426.00	\$ 150,072.24	\$ 221,964.81
	FIRST TRUST/ABERDE GLOBAL OPPORTUNITY INC FD	COMMON STOCK 419.00	\$ 2,514.00	\$ 3,191.52
	FIRST TST MORNINGS SHS ETF	COMMON STOCK 9,855.77	\$ 360,326.95	\$ 366,656.69
	FIRST TST VALUE LI SHS ETF	COMMON STOCK 572.49	\$ 22,847.88	\$ 24,591.69
	FIRST UNITED BANK & TRUST CO CD MTHLY	CASH 10.00	\$ 9,980.90	\$ 10,000.00
	FIRST WATCH RESTAURANT GRP INC COM	COMMON STOCK 240.00	\$ 3,247.20	\$ 3,715.49
	FIRST WAVE BIOPHARMA INC 1:7 R/S 1/18/23 33749P309	COMMON STOCK 311.00	\$ 272.31	\$ 1,278.00
	FIRSTCASH HOLDINGS INC COM	COMMON STOCK 112.94	\$ 9,815.44	\$ 8,455.51
	FIRSTENERGY CORP COM	COMMON STOCK 2,558.71	\$ 107,312.09	\$ 106,255.66
	FIRSTHAND FUNDS ALT ENERGY INVESTOR	MUTUAL FUNDS 1,173.11	\$ 12,869.04	\$ 15,743.16
	FIRSTHAND FUNDS TECHNOLOGY OPPS INVESTOR	MUTUAL FUNDS 22,286.18	\$ 99,619.25	\$ 284,576.31
	FISERV INC COM	COMMON STOCK 815.00	\$ 82,372.05	\$ 83,029.08

Schedule H, Line 4I - Schedule of Assets (Held at End of Year)

(a) Party in Interest	(b) Security Name	(c) Security Type & Share Quantity	(d) ERISA Cost	(e) Current Value
	FSKER INC COM CL A	COMMON STOCK 66,133.00	\$ 480,786.91	\$ 824,468.27
	FISSION 3.0 CORP N/C 1/31/23 30330R108	COMMON STOCK 2,500.00	\$ 565.00	\$ 450.00
	FIVE BELOW INC COM	COMMON STOCK 532.00	\$ 94,094.84	\$ 107,998.23
	FIVE STAR BK WARSAW NEW YORK CD	CASH 300.00	\$ 300,148.50	\$ 300,000.00
	FIVE9 INC COM	COMMON STOCK 253.00	\$ 17,168.58	\$ 33,517.60
	FIVERR INTERNATIONAL LTD COM	COMMON STOCK 6,451.00	\$ 187,982.14	\$ 629,584.98
	FLAHERTY & CRUMRINE PFD INCOME COM	COMMON STOCK 1,622.38	\$ 18,024.62	\$ 24,471.88
	FLAHERTY & CRUMRINE PFD INCOME COM	COMMON STOCK 2,210.00	\$ 19,006.00	\$ 28,177.50
	FLAHERTY & CRUMRINE/CLAYMORE P COM	COMMON STOCK 5,141.06	\$ 77,218.63	\$ 110,237.39
	FLAHERTY & CRUMRINE/CLAYMORE T COM	COMMON STOCK 0.00	\$	\$
	FLEET FINL GROUP INC DEBENTURE UNSECURED	BONDS 10.00	\$ 10,598.53	\$ 10,795.79
	FLEETCOR TECHNOLOGIES INC COM	COMMON STOCK 35.00	\$ 6,428.80	\$ 7,435.66
	FLEX LNG LTD (BM) COM	COMMON STOCK 1,774.64	\$ 58,013.28	\$ 53,626.51
	FLEX LTD COM	COMMON STOCK 1,220.00	\$ 26,181.20	\$ 23,640.65
	FLEXIBLE SOLUTIONS COM	COMMON STOCK 1,100.00	\$ 3,410.00	\$ 3,246.92
	FLEXION THERAPEUTICS INC CVR	COMMON STOCK 1,115.00	\$	\$
	FLEXSHARES TRUST CR SCORED LONG ETF	COMMON STOCK 300.00	\$ 12,640.29	\$ 14,869.50
	FLEXSHARES TRUST CRE SLCT BD FD ETF	COMMON STOCK 910.00	\$ 19,960.94	\$ 23,115.02
	FLEXSHARES TRUST GLB QLT R/E IDX ETF	COMMON STOCK 38.00	\$ 2,000.32	\$ 2,712.14
	FLEXSHARES TRUST HIG YLD VL ETF	COMMON STOCK 204.00	\$ 8,129.40	\$ 9,762.45
	FLEXSHARES TRUST IBOXX 3R TRGT ETF	COMMON STOCK 441.00	\$ 10,372.32	\$ 10,736.76
	FLEXSHARES TRUST IBOXX 5YR TRGT ETF	COMMON STOCK 1,128.30	\$ 26,650.35	\$ 29,370.65
	FLEXSHARES TRUST M STAR DEV MKT ETF	COMMON STOCK 297.00	\$ 17,920.98	\$ 20,305.69
	FLEXSHARES TRUST MORNSTAR UPSTR ETF	COMMON STOCK 2,052.99	\$ 89,243.17	\$ 86,521.29
	FLEXSHARES TRUST MORNSTAR USMKT ETF	COMMON STOCK 34.00	\$ 5,052.40	\$ 6,090.90
	FLEXSHARES TRUST MSTAR EMKT FAC ETF	COMMON STOCK 371.00	\$ 17,355.38	\$ 18,139.89
	FLEXSHARES TRUST STOXX GLOBR INF ETF	COMMON STOCK 31.00	\$ 1,562.71	\$ 1,735.55
	FLEXSHARES TRUST ULTRA SHORT INCOME FUND	COMMON STOCK 41.00	\$ 3,050.40	\$ 3,057.05
	FLEXSHARES TRUST US QUALITY CAP ETF	COMMON STOCK 333.00	\$ 14,189.13	\$ 17,058.57
	FLOOR & DECOR HOLDINGS INC COM CL A	COMMON STOCK 12.00	\$ 835.56	\$ 1,509.40
	FLORA GROWTH CORP COM	COMMON STOCK 15,555.00	\$ 3,540.32	\$ 20,499.70
	FLORIDA ST BRD ED PUB ED CAP OUTLAY REF BDS REV	BONDS 10.00	\$ 10,091.70	\$ 10,608.30
	FLORIDA ST BRD ED PUB ED PUB EDUCATION CAP OUTLAY	BONDS 15.00	\$ 15,137.55	\$ 15,901.50
	FLOWERS FOODS INC COM	COMMON STOCK 831.35	\$ 23,893.17	\$ 23,142.62
	FLUENCE ENERGY INC COM CL A	COMMON STOCK 6,224.00	\$ 106,741.60	\$ 87,278.37
	FLUENT INC COM	COMMON STOCK 1,363.00	\$ 1,485.67	\$ 2,692.57

Schedule H, Line 4I - Schedule of Assets (Held at End of Year)

(a) Party in Interest	(b) Security Name	(c) Security Type & Share Quantity	(d) ERISA Cost	(e) Current Value
	FOSSIL GROUP INC COM	COMMON STOCK 20.00	\$ 86.20	\$ 205.80
	FOUR CORNERS PPTY TR INC COM USD0.0001	COMMON STOCK 143.98	\$ 3,733.30	\$ 4,161.97
	FOX CORP COM CL A	COMMON STOCK 408.12	\$ 12,394.48	\$ 15,050.46
	FOX CORP COM CL B	COMMON STOCK 58.00	\$ 1,650.10	\$ 1,841.40
	FOXWAYNE ENTERPRISES ACQ CORP WARRANT	WARRANTS 5,000.00	\$ 422.50	\$ 349.00
	FPA FUNDS CRESCENT INST	MUTUAL FUNDS 519.97	\$ 17,335.67	\$ 19,225.64
	FPA FUNDS NEW INCOME INVESTOR	MUTUAL FUNDS 11,617.79	\$ 109,904.32	\$ 115,750.47
	FRANCO NEVADA CORP COM	COMMON STOCK 5,373.43	\$ 733,365.59	\$ 739,111.24
	FRANKFORT TOWER INDUSTRIES INC ESCROW	COMMON STOCK 11,000.00	\$	\$
	FRANKLIN BSP REALTY TRUST INC COM USD0.01	COMMON STOCK 102.00	\$ 1,315.80	\$ 1,523.88
	FRANKLIN COVEY CO COM	COMMON STOCK 20.00	\$ 935.40	\$ 989.50
	FRANKLIN RESOURCES INC COM	COMMON STOCK 4,689.52	\$ 123,709.80	\$ 139,944.68
	FRANKLIN TEMPLETON ETF TR FRANKLIN INDIA ETF	COMMON STOCK 755.00	\$ 22,000.70	\$ 22,429.29
	FRANKLIN TEMPLETON ETF TR FRANKLN SWZLND ETF	COMMON STOCK 300.00	\$ 8,724.00	\$ 8,557.74
	FRANKLIN TEMPLETON ETF TR FTSE BRAZIL ETF	COMMON STOCK 180.00	\$ 3,101.40	\$ 3,135.65
	FRANKLIN TEMPLETON ETF TR FTSE EUROPE ETF	COMMON STOCK 83.80	\$ 2,014.00	\$ 2,445.73
	FRANKLIN TEMPLETON ETF TR FTSE EUROPE HG ETF	COMMON STOCK 2,742.69	\$ 59,122.52	\$ 75,953.35
	FRANKLIN TEMPLETON ETF TR FTSE HONG KONG ETF	COMMON STOCK 8.00	\$ 171.42	\$ 184.72
	FRANKLIN TEMPLETON ETF TR FTSE MEXICO ETF	COMMON STOCK 300.00	\$ 7,350.78	\$ 7,574.97
	FRANKLIN TEMPLETON ETF TR FTSE SOUTH KOREA ETF	COMMON STOCK 1,761.00	\$ 34,321.89	\$ 41,920.60
	FRANKLIN TEMPLETON ETF TR US MID CAP MULTIFACTOR INDX	COMMON STOCK 286.00	\$ 11,876.98	\$ 13,087.13
	FRANKLIN TEMPLETON			

Schedule H, Line 4I - Schedule of Assets (Held at End of Year)

(a) Party in Interest	(b) Security Name	(c) Security Type & Share Quantity	(d) ERISA Cost	(e) Current Value
	FTC SOLAR INC COM	COMMON STOCK 4,944.00	\$ 13,249.92	\$ 35,873.04
	FTI CONSULTING INC COM	COMMON STOCK 60.00	\$ 9,528.00	\$ 9,205.20
	FUBOTV INC COM	COMMON STOCK 51,238.00	\$ 89,154.12	\$ 728,842.65
	FUEL TECH INC COM	COMMON STOCK 2,610.00	\$ 3,327.75	\$ 3,654.00
	FUELCELL ENERGY INC COM	COMMON STOCK 128,508.00	\$ 357,252.24	\$ 648,476.20
	FUELPOSITIVE CORPORATION COM	COMMON STOCK 3,900.00	\$ 404.82	\$ 581.10
	FULGENT GENETICS INC COM	COMMON STOCK 2,981.00	\$ 88,774.18	\$ 283,355.15
	FULL HOUSE RESORTS INC COM	COMMON STOCK 100.00	\$ 752.00	\$ 1,211.00
	FULL METAL MINERALS COM	COMMON STOCK 4,000.00	\$ 76.00	\$ 634.80
	FULTON FINANCIAL CORP COM	COMMON STOCK 503.28	\$ 8,470.22	\$ 8,567.83
	FUNDVANTAGE TRUST GOTHAM			

Schedule H, Line 4I - Schedule of Assets (Held at End of Year)

(a) Party in Interest	(b) Security Name	(c) Security Type & Share Quantity	(d) ERISA Cost	(e) Current Value
	GABELLI FUNDS UTILITIES AAA	MUTUAL FUNDS 8,055.75	\$ 53,651.32	\$ 63,454.17
	GABELLI GLOBAL GOLD NATURAL RE COM SH BEN INT	COMMON STOCK 13,525.43	\$ 49,097.32	\$ 48,991.59
	GABELLI GLOBAL UTI COM SH BEN INT	COMMON STOCK 173.60	\$ 2,444.22	\$ 2,879.95
	GABELLI HEALTHCARE & WELLNESS SHS	COMMON STOCK 555.79	\$ 5,713.54	\$ 7,233.28
	GABELLI MULTIMEDIA TRUST INC COM	COMMON STOCK 10,846.67	\$ 58,029.71	\$ 91,849.44
	GABELLI UTILITY TRUST COM	COMMON STOCK 5,279.66	\$ 39,650.23	\$ 34,165.20
	GABRIEL TECHNOLOGIES CORP COM DELISTED	COMMON STOCK 1.00	\$	\$
	GALECTIN THERAPEUTICS INC COM	COMMON STOCK 13,727.00	\$ 15,511.51	\$ 27,234.94
	GALERA THERAPEUTICS INC COM	COMMON STOCK 762.00	\$ 1,135.38	\$ 3,497.58
	GALIANO GOLD INC COM	COMMON STOCK 68,475.00	\$ 35,607.00	\$ 37,952.01
	GALLAGHER (ARTHUR J) & CO COM	COMMON STOCK 25.84	\$ 4,872.06	\$ 4,385.63
	GALMED PHARMACEUTICALS LTD COM	COMMON STOCK 5,665.00	\$ 2,832.50	\$ 10,310.30
	GAMBLING.COM GROUP LIMITED COM	COMMON STOCK 188.00	\$ 1,720.20	\$ 1,729.60
	GAMCO NATURAL RESOURCES GOLD & SH BEN INT	COMMON STOCK 29,613.74	151,772.05	8951.70

3721/TDTD871600

Schedule H, Line 4I - Schedule of Assets (Held at End of Year)

(a) Party in Interest	(b) Security Name	(c) Security Type & Share Quantity	(d) ERISA Cost	(e) Current Value
	GLOBAL X FDS LITHIUM BTRY ETF	COMMON STOCK 4,686.54	\$ 274,677.23	\$ 379,057.36
	GLOBAL X FDS MSCI CHINA CNSMR ETF	COMMON STOCK 179.21	\$ 3,614.67	\$ 4,649.46
	GLOBAL X FDS MSCI CHINA FINANCIALS ETF	COMMON STOCK 51.54	\$ 605.07	\$ 723.18
	GLOBAL X FDS MSCI CHINA INDST ETF	COMMON STOCK 100.00	\$ 1,282.49	\$ 1,667.50
	GLOBAL X FDS MSCI CHINA IT ETF	COMMON STOCK 7.00	\$ 115.28	\$ 169.47
	GLOBAL X FDS MSCI GREECE ETF	COMMON STOCK 1,376.00	\$ 36,656.64	\$ 34,725.74
	GLOBAL X FDS NASDAQ 100 COVER ETF	COMMON STOCK 117,093.99	\$ 1,862,965.29	\$ 2,330,166.93
	GLOBAL X FDS NASDAQ 100 COVERED CALL & G	COMMON STOCK 1.09	\$ 24.16	\$ 34.61
	GLOBAL X FDS RBTCS ARTFL INTE ETF	COMMON STOCK 4,882.03	\$ 100,325.78	\$ 147,188.80
	GLOBAL X FDS RUSSELL 2000 COVERED CALL ETF	COMMON STOCK 18,759.32	\$ 352,862.34	\$ 439,017.03
	GLOBAL X FDS S&P 500 CATHOLIC ETF	COMMON STOCK 250.00	\$ 11,630.00	\$ 14,365.75
	GLOBAL X FDS S&P 500 COVERED CALL & GROW	COMMON STOCK 50.00	\$ 1,259.60	\$ 1,555.24
	GLOBAL X FDS S&P 500 COVERED ETF	COMMON STOCK 13,551.27	\$ 533,513.50	\$ 652,516.07
	GLOBAL X FDS SOCIAL MED ETF	COMMON STOCK 160.50	\$ 4,975.35	\$ 8,056.76
	GLOBAL X FDS SUPERDIVIDEND ETF	COMMON STOCK 5,294.00	\$ 127,214.82	\$ 1,004.25
	GLOBAL X FDS SUPERDIVIDEND REIT ETF	COMMON STOCK 8,329.00	\$ 180,656.01	
	GLOBAL X FDS TELEMEDICINE & DIGITAL HEAL	COMMON STOCK 30.00	\$ 347.40	\$ 496.20
	GLOBAL X FDS US INFR DEV ETF	COMMON STOCK 2,947.57	\$ 78,081.00	\$ 83,488.38
	GLOBAL X FDS US PFD ETF	COMMON STOCK 4,980.60	\$ 96,474.30	\$ 119,103.48
	GLOBAL X FDS VDEO GAM			

Schedule H, Line 4I - Schedule of Assets (Held at End of Year)

(a) Party in	(b) Security Name	(c) Security Type & Share Quantity	(d) ERISA Cost	(e) Current Value
--------------	-------------------	------------------------------------	----------------	-------------------

Schedule H, Line 4I - Schedule of Assets (Held at End of Year)

(a) Party in

Interest	(b) Security Name	(c) Security Type & Share Quantity	(d) ERISA Cost	(e) Current Value
	GRANITE CREEK COPPER LTD COM	COMMON STOCK 290.00	\$ 12.37	\$ 40.42
	GRANITE POINT MTG TRUST INC COM USD0.01	COMMON STOCK 8,357.71	\$ 44,797.37	\$ 74,192.28
	GRANITE RIDGE RESOURCES INC WARRANT	WARRANTS 750.00	\$ 862.50	\$ 794.98
	GRANITESHARES ETF TRUST 1.5X LONG COINBASE DAILY ETF	COMMON STOCK 3,199.00	\$ 14,639.90	\$ 70,002.07
	GRANITESHARES ETF TRUST HIPS US HIGH INC ETF	COMMON		

Schedule H, Line 4I - Schedule of Assets (Held at End of Year)

(a) Party in Interest	(b) Security Name	(c) Security Type & Share Quantity	(d) ERISA Cost	(e) Current Value
	GUARDANT HEALTH INC COM	COMMON STOCK 515.00	\$ 14,008.00	\$ 49,839.51
	GUARDFORCE AI CO LTD 1:40 R/S 2/10/23 G4236L138	COMMON STOCK 21,200.00	\$ 2,688.16	\$ 11,068.27
	GUARDION HEALTH SCIENCES INC 1:50 R/S 1/9/23 40145Q500	COMMON STOCK 5,337.00	\$ 774.40	\$ 2,531.05
	GUESS INC COM	COMMON STOCK 13.00	\$ 268.97	\$ 295.71
	GUGGENHEIM STRATEGIC OPPORTUNI COM SBI	COMMON STOCK 10,298.27	\$ 156,739.64	\$ 183,272.42
	GUGGENHEIM/RYDEX BASIC MATERIALS INVESTOR	MUTUAL FUNDS 32.91	\$ 2,531.09	\$ 2,828.31
	GUGGENHEIM/RYDEX BIOTECHNOLOGY A	MUTUAL FUNDS 52.71	\$ 3,200.73	\$ 3,736.47
	GUGGENHEIM/RYDEX BIOTECHNOLOGY H	MUTUAL FUNDS 655.98	\$ 38,001.04	\$ 44,270.17
	GUGGENHEIM/RYDEX BIOTECHNOLOGY INVESTOR	MUTUAL FUNDS 171.96	\$ 12,006.18	\$ 13,983.14
	GUGGENHEIM/RYDEX CONSUMER PRODUCTS H	MUTUAL FUNDS 334.19	\$ 15,516.53	\$ 16,872.48
	GUGGENHEIM/RYDEX CORE BOND P	MUTUAL FUNDS 3,996.48	\$ 63,943.60	\$ 78,345.50
	GUGGENHEIM/RYDEX ELECTRONICS INVESTOR	MUTUAL FUNDS 67.84	\$ 15,807.86	\$ 19,952.82
	GUGGENHEIM/RYDEX ENERGY H	MUTUAL FUNDS 3.38	\$ 780.94	\$ 544.06
	GUGGENHEIM/RYDEX GOVT LONG BOND 1.2X STRAT INV	MUTUAL FUNDS 67.02	\$ 1,690.81	\$ 2,902.46
	GUGGENHEIM/RYDEX INVERSE GOVT LONG BD STRAT INV	MUTUAL FUNDS 70.40	\$ 12,327.04	\$ 8,900.00
	GUGGENHEIM/RYDEX INVERSE GOVT LONG BOND STRAT A	MUTUAL FUNDS 17.61	\$ 2,928.76	\$ 2,010.96
	GUGGENHEIM/RYDEX INVERSE NASDAQ 100 2X STRAT H	MUTUAL FUNDS 7.41	\$ 376.70	\$ STOCK 183,272.42

Schedule H, Line 4I - Schedule of Assets (Held at End of Year)

(a) Party in Interest	(b) Security Name	(c) Security Type & Share Quantity	(d) ERISA Cost	(e) Current Value
	GXO LOGISTICS INCORPORATED COM	COMMON STOCK 1,489.00	\$ 63,565.41	\$ 108,909.31
	H B FULLER CO NOTE M/W CLBL	BONDS 25.00	\$ 22,125.00	\$ 25,750.00
	HACKETT GROUP INC COM	COMMON STOCK 549.00	\$ 11,183.13	\$ 11,262.56
	HAGERTY INC COM CL A	COMMON STOCK 500.00	\$ 4,205.00	\$ 7,090.00
	HAIN CELESTIAL GROUP INC COM	COMMON STOCK 225.00	\$ 3,640.50	\$ 9,587.25
	HALEON PLC ADR	COMMON STOCK 7,484.12	\$ 59,872.94	\$ 129.38
	HALL OF FAME RESORT & ENTERTAI COM	COMMON STOCK 1,069.00	\$ 8,616.14	\$
	HALL OF FAME RESORT & ENTERTAI WARRANT *CLBL	WARRANTS 39,007.00	\$ 1,833.33	\$ 11,312.03
	HALLADOR ENERGY CO COM	COMMON STOCK 1,450.00	\$ 14,485.50	\$ 10,691.94
	HALLIBURTON CO COM	COMMON STOCK 25,671.17	\$ 1,010,159.52	\$ 766,422.32
	HALLMARK FIN SVCS 1:10 R/S 1/3/23 40624Q302	COMMON STOCK 282.00	\$ 164.72	\$ 997.44
	HALOZYME THERAPEUTICS INC COM	COMMON STOCK 273.00	\$ 15,533.70	\$ 10,977.33
	HANCOCK (JOHN) BK&T SH BEN INT NEW	COMMON STOCK 369.22	\$ 12,298.65	\$ 16,771.78
*	HANCOCK JOHN INVT TR TAX ADV GLB SH	COMMON STOCK 300.00	\$ 1,488.00	\$ 1,947.00
	HANESBRANDS INC COM	COMMON STOCK 27,787.79	\$ 176,730.28	\$ 287,346.49
	HANNON ARMSTRONG SUSTAINABLE I COM USD0.01	COMMON STOCK 571.11	\$ 16,550.97	\$ 25,856.65
	HAPPINESS DEVELOPMENT GRP COM	COMMON STOCK 2,025.00	\$ 8,991.00	\$
	HARBOR ETF TRUST ALL WEATHER INFLATION FOCUS	COMMON STOCK 416.00	\$ 9,164.77	\$ 8,757.56
	HARBOR ETF TRUST HARBOR LONG TERM GROWERS ETF	COMMON STOCK 3,661.00	\$ 49,670.98	\$ 54,635.67
	HARBOR FUNDS BOND ADMIN	MUTUAL FUNDS 937.58	\$ 9,357.08	\$ 11,106.01
	HARBOR FUNDS BOND INST	MUTUAL FUNDS 2,059.94	\$ 20,537.58	\$ 24,353.58
	HARBOR FUNDS CAP APPRECIATION INST	MUTUAL FUNDS 3,056.17	\$ 191,805.48	\$ 307,970.07
	HARBOR FUNDS CAP APPRECIATION INVESTOR	MUTUAL FUNDS 2,039.66	\$ 118,320.68	\$ 182,269.86
	HARBOR FUNDS DISRUPTIVE INNOVATION ADMIN	MUTUAL FUNDS 10,802.51	\$ 37,700.75	\$ 67,839.75
	HARBOR FUNDS INTL INVESTOR	MUTUAL FUNDS 4,722.31	\$ 184,311.41	\$ 219,888.53
	HARBOR FUNDS MID CAP VALUE INVESTOR	MUTUAL FUNDS 1,166.49	\$ 26,187.79	\$ 28,622.85
	HARBORONE BK BROCKTON MA CD	CASH 10.00	\$ 10,004.32	\$ 10,000.00
	HARDING LOEVNER FUNDS EMRG MKTS ADVISOR	MUTUAL FUNDS 2,347.97	\$ 92,955.97	\$ 133,448.35
	HARDING LOEVNER FUNDS GLOBAL EQTY ADVISOR	MUTUAL FUNDS 639.41	\$ 20,377.87	\$ 29,195.28
	HARDING LOEVNER FUNDS INST EMRG MKTS INST	MUTUAL FUNDS 3,256.14	\$ 57,308.06	\$ 68,141.55
	HARDING LOEVNER FUNDS INTL EQTY INVESTOR	MUTUAL FUNDS 4,950.06	\$ 116,128.52	\$ 137,780.73
	HARLEY DAVIDSON COM	COMMON STOCK 3,187.80	\$ 132,612.31	\$ 119,900.13
	HARMONY GOLD MINING CO ADR SPONSORED	COMMON STOCK 48,914.00	\$ 166,307.60	\$ 181,346.94
	HARPOON THERAPEUTICS INC COM	COMMON STOCK 4,576.00	\$ 3,320.80	\$ 18,045.73
	HARROW HEALTH INC COM	COMMON STOCK 500.00	\$ 7,380.00	\$ 4,320.00
	HARSCO CORP COM	COMMON STOCK 100.00	\$ 629.00	\$ 553.27

Schedule H, Line 4I - Schedule of Assets (Held at End of Year)

**(a) Party in
Interest**

Schedule H, Line 4I - Schedule of Assets (Held at End of Year)

(a) Party in Interest	(b) Security Name	(c) Security Type & Share Quantity	(d) ERISA Cost	(e) Current Value
	HECLA MINING CO 3.5 CM CV RD PRFBUSD0.25 *CLBL	PREFERRED STOCK 250.00	\$ 14,000.00	\$ 14,458.00
	HECLA MINING CO COM	COMMON STOCK 68,025.19	\$ 378,220.06	\$ 292,865.50
	HECLA MINING CO NOTE M/W CLBL	BONDS 45.00	\$ 44,308.39	\$ 43,252.09
	HEICO CORP COM	COMMON STOCK 53.00	\$ 8,142.92	\$ 7,643.66
	HEIDRICK & STRUGGLES COM	COMMON STOCK 134.00	\$ 3,747.98	\$ 5,859.82
	HELBIZ INC COM	COMMON STOCK 21,874.00	\$ 2,854.56	\$ 6,401.76
	HELBIZ INC WARRANT	WARRANTS 3,000.00	\$ 194.40	\$ 216.54
	HELIOGEN INC COM	COMMON STOCK 5,100.00	\$ 3,560.82	\$ 11,722.78
	HELIOGEN INC WARRANT	WARRANTS 103,300.00	\$ 7,747.50	\$ 38,220.79
	HELIOS & MATHESON ANALYTICS IN COM	COMMON STOCK 108,216.00	\$ 10.82	\$ 10.82
	HELIOS TECHNOLOGIES INC COM	COMMON STOCK 1.00	\$ 54.44	\$ 105.17
	HELIUS MEDICAL TECH INC COM CL A	COMMON STOCK 28,020.00	\$ 8,599.34	\$ 12,713.54
	HELIX ENERGY SOLUTIONS GRP INC COM	COMMON STOCK 1,585.00	\$ 11,697.30	\$ 4,945.20
	HELLO GROUP INC ADR	COMMON STOCK 3,744.00	\$ 33,621.12	\$ 31,919.28
	HELMERICH & PAYNE INC COM	COMMON STOCK 1,339.90	\$ 66,418.84	\$ 37,907.07
	HEMP INC COM	COMMON STOCK 22,190.00	\$ 8.88	\$ 39.94
	HENDERSON GROUP PLC COM	COMMON STOCK 101.00	\$ 2,375.52	\$ 3,748.90
	HENNESSY FUNDS CORNERSTONE GROWTH INVESTOR	MUTUAL FUNDS 174.37	\$ 4,000.05	\$ 4,061.84
	HENNESSY FUNDS CORNERSTONE MID CAP 30 INV	MUTUAL FUNDS 10,806.57	\$ 179,821.57	\$ 207,214.64
	HENNESSY FUNDS CORNERSTONE VALUE INVESTOR	MUTUAL FUNDS 294.10	\$ 5,552.59	\$ 5,762.02
	HENNESSY FUNDS TRUST FOCUS INVESTOR	MUTUAL FUNDS 1,805.81	\$ 81,586.32	\$ 119,609.13
	HENNESSY FUNDS TRUST GAS UTILITY INVESTOR	MUTUAL FUNDS 1,075.02	\$ 26,402.52	\$ 27,036.96
	HENNESSY FUNDS TRUST SM	MUTUAL FUNDS 1,000.00	\$ 5,552.59	\$ 5,552.59
				37,907.07\$

Schedule H, Line 4I - Schedule of Assets (Held at End of Year)

(a) Party in Interest

(b) Security Name	(c) Security Type & Share Quantity	(d) ERISA Cost	(e) Current Value
HERTZ GLOBAL HOLDINGS INC COM	COMMON STOCK 4,258.00	\$ 65,530.62	\$ 101,260.27
HERTZ GLOBAL HOLDINGS INC WARRANT	WARRANTS 647.00	\$ 4,823.39	\$ 10,319.65
HERZFELD CARIBBEAN BASIN FUND COM	COMMON STOCK 90.68	\$ 333.70	\$ 472.68
HESS CORPORATION COM	COMMON STOCK 1,080.00	\$ 153,165.60	\$ 87,225.44
HESS MIDSTREAM LP CL A SHS RP LTD PTNR INTRST	COMMON STOCK 1,839.08	\$ 55,025.30	\$ 52,645.64
HEWLETT PACKARD ENTERPRISE CO COM	COMMON STOCK 7,105.06	\$ 113,396.79	\$ 112,052.81
HEWLETT PACKARD ENTERPRISE CO NOTE M/W CLBL	BONDS 25.00	\$ 25,865.91	\$ 32,767.01
HEXCEL CORPORATION COM	COMMON STOCK 460.82	\$ 27,119.20	\$ 24,087.08
HEXO CORP COM	COMMON STOCK 11,151.00	\$ 11,262.51	\$
HF SINCLAIR CORP COM	COMMON STOCK 3,087.09	\$ 160,189.00	\$ 56,999.27
HHGREGG INC COM	COMMON STOCK 16,283.00	\$ 3.26	\$
HI SCORE CORPORATION COM	COMMON STOCK 1.00	\$	\$
HIBBETT INC COM	COMMON STOCK 32.00	\$ 2,183.04	\$ 2,301.76
HIGH INCOME SECURITIES FUND SHS BEN INT	COMMON STOCK 694.00	\$ 4,511.00	\$ 5,526.66
HIGH TIDE INC COM	COMMON STOCK 1,250.00	\$ 1,925.00	\$ 1,999.38
HIGHLAND INCOME FUND HIGHLAND INCOME	COMMON STOCK 979.42	\$ 10,088.08	\$ 10,798.77
HIGHPEAK ENERGY INC COM	COMMON STOCK 9,902.66	\$ 226,473.81	\$ 223,051.42
HIGHWAY HLDGS COM	COMMON STOCK 100.00	\$ 210.14	\$ 240.00
HIGHWOODS PROPERTIES INC COM USD0.01	COMMON STOCK 76.08	\$ 2,128.66	\$ 2,350.23
HILLENBRAND INC NOTE M/W CLBL	BONDS 25.00	\$ 24,875.00	\$

HILLENBRAND INC COM USD0.01 TT41Tf.22610TD\$(INC) TOT MON STOCK De003TjTT41Tf.22610TD\$(NOTE) TjTT41Tf.22610TD\$

Schedule H, Line 4I - Schedule of Assets (Held at End of Year)

(a) Party in Interest	(b) Security Name	(c) Security Type & Share Quantity	(d) ERISA Cost	(e) Current Value
	HOLLEY INC COM	COMMON STOCK 20.00	\$ 42.40	\$ 259.80
	HOLOGIC INC COM	COMMON STOCK 241.00	\$ 18,029.21	\$ 17,812.90
	HOME DEPOT INC COM	COMMON STOCK 16,185.58	\$ 5,112,361.19	\$ 6,430,586.44
	HOMELAND SAFETY INTL INC COM	COMMON STOCK 5,400.00	\$ 0.54	\$
	HOMESTEAD FUNDS GROWTH INVESTOR	MUTUAL FUNDS 10,657.65	\$ 110,839.57	\$ 173,755.62
	HOMESTEAD FUNDS SM CO STOCK INVESTOR	MUTUAL FUNDS 2,067.18	\$ 46,904.36	\$ 58,755.02
	HOMESTREET INC COM	COMMON STOCK 5.00	\$ 137.90	\$ 119.35
	HOMOLOGY MEDICINES INC COM	COMMON STOCK 14,918.00	\$ 18,796.68	\$ 46,667.23
	HONAT BANCORP INC COM	COMMON STOCK 1.00	\$ 119.50	\$ 125.75
	HONDA MOTOR CO ADR SPONSORED	COMMON STOCK 1,460.32	\$ 33,382.94	\$ 38,636.80
	HONEST CO INC(THE) COM	COMMON STOCK 9,393.00	\$ 28,272.93	\$ 50,990.46
	HONEYWELL INTERNATIONAL INC COM	COMMON STOCK 2,865.02	\$ 613,975.29	\$ 595,214.86
	HONG YUAN HOLDING GROUP COM	COMMON STOCK 206.00	\$ 10.05	\$ 40.17
	HONGLI CLEAN ENERGY TECH CORP COM	COMMON STOCK 3.00	\$	\$
	HOOKIPA PHARMA INC COM	COMMON STOCK 6,419.00	\$ 5,199.39	\$ 10,853.01
	HOP ON INC COM	COMMON STOCK 13.00	\$ 0.01	\$ 0.03
	HORACE MANN EDUCATORS CORP COM	Y		

Schedule H, Line 4I - Schedule of Assets (Held at End of Year)

(a) Party in Interest	(b) Security Name	(c) Security Type & Share Quantity	(d) ERISA Cost	(e) Current Value
	HSBC BANK USA NA CD M/W MTHLY CLBL	CASH 5.00	\$ 4,680.58	\$ 5,099.04
	HSBC HOLDINGS PLC ADR SPONSORED	COMMON STOCK 1,905.70	\$ 59,381.61	\$ 57,384.57
	HTLF BK DENVER CO CD	CASH 163.00	\$ 163,014.67	\$ 163,000.00
	HTLF BK DENVER CO CD	CASH 5.00	\$ 5,005.79	\$ 5,000.00
	HUADI INTERNATIONAL GRP COM	COMMON STOCK 30.00	\$ 152.40	\$ 1,409.95
	HUBBELL INC COM	COMMON STOCK 131.00	\$ 30,743.08	\$ 28,782.85
	HUBSPOT INC COM	COMMON STOCK 628.00	\$ 181,573.64	\$ 382,354.37
	HUDBAY MINERALS INC COM	COMMON STOCK 2,132.00	\$ 10,809.24	\$ 8,691.91
	HUDSON GLOBAL INC COM	COMMON STOCK 85.00	\$ 1,923.55	\$ 2,802.50
	HUDSON RESOURCES INC COM	COMMON STOCK 100.00	\$ 2.35	\$ 6.20
	HUDSON TECHNOLOGIES INC COM	COMMON STOCK 9,987.00	\$ 101,068.44	\$ 78,069.31
	HUGOTON ROYALTY TRUST COM	COMMON STOCK 1,202.53	\$ 2,308.86	\$ 230,409.17
	HUMACYTE INC COM	COMMON STOCK 22,725.00	\$ 47,949.75	\$ 164,756.25
	HUMANA INC COM	COMMON STOCK 210.18	\$ 1,573.62	\$ 455.74
	HUMANA INC COM		TT3L.00	(47,949,756.25) 162,594.12
		A A		

Schedule H, Line 4I - Schedule of Assets (Held at End of Year)

(a) Party in Interest	(b) Security Name	(c) Security Type & Share Quantity	(d) ERISA Cost	(e) Current Value
	INFOSYS LTD ADR SPONSORED	COMMON STOCK 1,383.83	\$ 24,922.72	\$ 34,931.72
	ING GROEP N.V. ADR SPONSORED	COMMON STOCK 12,955.34	\$ 157,666.49	\$ 169,882.20
	INGERSOLL RAND INC COM	COMMON STOCK 217.02	\$ 11,339.30	\$ 13,427.80
	INGERSOLL RAND GLOBAL HLDGS CO NOTE M/W CLBL	BONDS 10.00	\$ 9,976.82	\$ 10,104.60
	INGEVITY CORPORATION COM	COMMON STOCK 642.00	\$ 45,222.48	\$ 46,031.40
	INGLES MARKET INC COM CL A	COMMON STOCK 187.00	\$ 18,038.02	\$ 17,074.80
	INGREDION INC COM	COMMON STOCK 419.28	\$ 41,059.80	\$ 37,154.74
	INHIBIKASE THERAPEUTICS INC COM	COMMON STOCK 50.00	\$ 25.00	\$ 73.50
	INHIBRX INC COM	COMMON STOCK 500.00	\$ 12,320.00	\$ 16,250.00
	INMED PHARMACEUTICALS INC COM	COMMON STOCK 200.00	\$ 404.00	\$ 337.98
	INMODE LTD COM	COMMON STOCK 5,881.00	\$ 209,951.70	\$ 369,591.58
	INNATE PHARMA ADR SPONSORED	COMMON STOCK 125.00	\$ 466.25	\$ 318.50

Schedule H, Line 4I - Schedule of Assets (Held at End of Year)

(a) Party in

Interest	(b) Security Name	(c) Security Type & Share Quantity	(d) ERISA Cost	(e) Current Value
	INNOVIZ TECHNOLOGIES LTD WARRANT	WARRANTS 13,000.00	\$ 18,850.00	\$ 21,072.52
	INOGEN INC COM	COMMON STOCK 170.00	\$ 3,350.70	\$ 5,708.85
	INOTIV INC COM	COMMON STOCK 73,386.00	\$ 362,526.84	

Schedule H, Line 4I - Schedule of Assets (Held at End of Year)**(a) Party in**

Interest	(b) Security Name	(c) Security Type & Share Quantity	(d) ERISA Cost	(e) Current Value
*	INVESCO EXCHANGE TRADED FD TR BUYBACK ACHIEV ETF	COMMON STOCK	114.04 \$ 9,756.83	\$ 10,529.12
*	INVESCO EXCHANGE TRADED FD TR DIVID ACHIEVEV ETF	COMMON STOCK	352.21 \$ 12,862.53	\$ 13,964.57
*	INVESCO EXCHANGE TRADED FD TR DJ INDL AVG			

Schedule H, Line 4I - Schedule of Assets (Held at End of Year)

(a) Party in Interest

(a) Party in Interest	(b) Security Name	(c) Security Type & Share Quantity	(d) ERISA Cost	(e) Current Value
*	INVESCO EXCHANGE TRADED FUND TR S&P500 EQL IND ETF	COMMON STOCK 25.45	\$ 4,536.97	\$ 5,024.90
*	INVESCO EXCHANGE TRADED FUND TR S&P500 EQL MAT ETF	COMMON STOCK 913.47	\$ 144,928.93	\$ 167,589.22
*	INVESCO EXCHANGE TRADED FUND TR S&P500 EQL STP ETF	COMMON STOCK 487.68	\$ 83,154.32	\$ 82,931.96
*	INVESCO EXCHANGE TRADED FUND TR S&P500 EQL TEC ETF	COMMON STOCK 71.97	\$ 17,488.24	\$ 22,766.35
*	INVESCO EXCHANGE TRADED FUND TR S&P500 EQL UTL ETF	COMMON STOCK 260.00	\$ 30,248.40	\$ 31,502.79
*	INVESCO EXCHANGE TRADED FUND TR S&P500 EQL WGT ETF	COMMON STOCK 6,975.75	\$ 985,324.12	\$ 1,129,082.41
*	INVESCO EXCHANGE TRADED FUND TR S&P500 PUR VAL ETF	COMMON STOCK 2,585.71	\$ 201,633.59	\$ 206,977.27
*	INVESCO EXCHANGE TRADED FUND TR S&P500 QUALITY ETF	COMMON STOCK 1,790.48	\$ 78,781.03	\$ 95,168.76
*	INVESCO EXCHANGE TRADED FUND TR WATER RES ETF	COMMON STOCK 1,061.43	\$ 54,706.15	\$ 64,312.14
*	INVESCO EXCHANGE TRADED FUND TR WILDERHIL CLAN ETF	COMMON STOCK 2,101.22	\$ 80,539.80	\$ 139,883.92
*	INVESCO EXCHANGE TRADED FUND T CEF INM COMPSI ETF	COMMON STOCK 2,173.97	\$ 39,392.26	\$ 50,696.01
*	INVESCO EXCHANGE TRADED FUND T CHINA TECHNLOGY ETF	COMMON STOCK 1,203.55	\$ 52,233.90	\$ 71,830.06
*	INVESCO EXCHANGE TRADED FUND T EMRNG MKT SVRG ETF	COMMON STOCK 122.69	\$ 2,290.62	\$ 3,135.05
*	INVESCO EXCHANGE TRADED FUND T ESG NASDAQ 100 ETF	COMMON STOCK 100.00	\$ 1,811.00	\$ 2,466.57
*	INVESCO EXCHANGE TRADED FUND T FNDMNTL HY CRP ETF	COMMON STOCK 300.00	\$ 5,136.00	\$ 5,826.00
*	INVESCO EXCHANGE TRADED FUND T GBL CLEAN ENRG ETF	COMMON STOCK 5.00	\$ 91.80	\$ 114.50
*	INVESCO EXCHANGE TRADED FUND T GLOBAL WATER ETF	COMMON STOCK 5.08	\$ 165.70	\$ 220.54
*	INVESCO EXCHANGE TRADED FUND T INVESCO PHLX SEMICONDUCTOR E	COMMON STOCK 25.50	\$ 507.71	\$ 785.13
*	INVESCO EXCHANGE TRADED FUND T KBW BK ETF	COMMON STOCK 532.12	\$ 27,468.09	\$ 36,499.79
*	INVESCO EXCHANGE TRADED FUND T KBW HIGH DV YLD ETF	COMMON STOCK 14,703.11	\$ 218,488.29	\$ 276,486.49
*	INVESCO EXCHANGE TRADED FUND T KBW PPTY CASUT ETF	COMMON STOCK 4,079.93	\$ 351,159.14	\$ 314,628.75
*	INVESCO EXCHANGE TRADED FUND T KBW PREM YIELD ETF	COMMON STOCK 1,810.00	\$ 35,276.96	\$ 46,233.68
*	INVESCO EXCHANGE TRADED FUND T NASDAQ 100 ETF	COMMON STOCK 6,123.44	\$ 670,700.82	\$ 823,400.22
*	INVESCO EXCHANGE TRADED FUND T NASDAQ NEXT GEN 100 ETF	COMMON STOCK 3,079.28	\$ 73,625.47	\$ 96,850.55
*	INVESCO EXCHANGE TRADED FUND T OPTIMUM YIELD ETF	COMMON STOCK 29,607.97	\$ 437,605.71	\$ 462,905.35
*	INVESCO EXCHANGE TRADED FUND T PFD ETF	COMMON STOCK 21,722.72	242,860N41Tf.22610T00030003000300	

Schedule H, Line 4I - Schedule of Assets (Held at End of Year)

**(a) Party in
Interest**

Schedule H, Line 4I - Schedule of Assets (Held at End of Year)

(a) Party in	(b) Security Name	(c) Security Type & Share Quantity	(d) ERISA Cost	(e) Current Value
Interest	IONEER LTD ADR SPONSORED	COMMON STOCK 100.00	\$ 1,088.22	

Schedule H, Line 4I - Schedule of Assets (Held at End of Year)

(a) Party in Interest	(b) Security Name	(c) Security Type & Share Quantity	(d) ERISA Cost	(e) Current Value	
	ISHARES'INC'MSCI'AUST'ETF	COMMON STOCK	2,053.53	\$ 45,649.84	\$ 49,801.11
	ISHARES'INC'MSCI'AUSTRIA'ETF	COMMON STOCK	9.00	\$ 171.00	\$ 194.67
	ISHARES'INC'MSCI'VIC'ETF	COMMON STOCK	117.68	\$ 4,040.47	\$ 4,853.99
	ISHARES'INC'MSCI'BRAZIL'ETF	COMMON STOCK	2,114.09	\$ 59,130.79	\$ 61,172.73
	ISHARES'INC'MSCI'CDA'ETF	INC			

Schedule H, Line 4I - Schedule of Assets (Held at End of Year)

**(a) Party in
Interest**

Schedule H, Line 4I - Schedule of Assets (Held at End of Year)

(a) Party in Interest	(b) Security Name	(c) Security Type & Share Quantity	(d) ERISA Cost	(e) Current Value
	ISHARES TRUST CRE 'U' S REIT ETF	COMMON STOCK 3,615.51	\$ 178,787.07	\$ 241,316.31
	ISHARES TRUST CYBERSECURITY ETF	COMMON STOCK 115.00	\$ 3,797.30	\$ 5,045.53
	ISHARES TRUST DOW JONES US ETF	COMMON STOCK 1,223.61	\$ 114,346.26	\$ 137,585.05
	ISHARES TRUST EAFE GRWTH ETF	COMMON STOCK 4,322.74	\$ 362,072.70	\$ 443,609.53
	ISHARES TRUST EAFE SML CP ETF	COMMON STOCK 5,459.28	\$ 308,340.70	\$ 377,151.03
	ISHARES TRUST EAFE VALUE ETF	COMMON STOCK 14,033.38	\$ 643,851.02	\$ 691,728.61
	ISHARES TRUST ENVIRONMENTALLY AWARE REAL	COMMON STOCK 6.00	\$ 147.23	\$ 150.00
	ISHARES TRUST ESG ADVANCED HIGH YIELD COR	COMMON STOCK 6.17	\$ 266.80	\$ 288.33
	ISHARES TRUST ESG ADVANCED MSCI EAFE ETF	COMMON STOCK 5,961.00	\$ 323,503.47	\$ 409,169.32
	ISHARES TRUST ESG ADVANCED MSCI EM ETF	COMMON STOCK 147.00	\$ 5,006.06	\$ 6,155.66
	ISHARES TRUST ESG ADVANCED MSCI USA ETF	COMMON STOCK 59.67	\$ 1,829.36	\$ 2,136.14
	ISHARES TRUST ESG ADVANCED TOTAL USD BD M	COMMON STOCK 2,145.03	\$ 90,520.06	\$ 105,293.01
	ISHARES TRUST ESG AWARE 1 TO 5 YEAR USD C	COMMON STOCK 938.00	\$ 22,296.26	\$ 24,027.14
	ISHARES TRUST ESG AWARE MSCI EAFE ETF	COMMON STOCK 2,635.15	\$ 173,235.02	\$ 208,655.76
	ISHARES TRUST ESG AWARE MSCI USA ETF	COMMON STOCK 9,202.39	\$ 779,901.71	\$ 957,225.36
	ISHARES TRUST ESG AWARE MSCI USA SML CAP	COMMON STOCK 125.00	\$ 4,110.00	\$ 5,040.00
	ISHARES TRUST ESG AWARE US AGGREGATE BOND	COMMON STOCK 5,975.00	\$ 279,271.50	\$ 329,820.00
	ISHARES TRUST ESG AWARE USD CORPORATE BON	COMMON STOCK 2,127.08	\$ 47,428.66	\$ 57,588.72
	ISHARES TRUST ESG MSCI LEADR ETF	COMMON STOCK 11.00	\$ 729.41	\$ 922.86
	ISHARES TRUST ESG SCREENED S&P MID CAP ET	COMMON STOCK 13.00	\$ 426.44	\$ 456.53
	ISHARES TRUST ESG SCREENED S&P SMALL CAP ETF	COMMON STOCK 11.00	\$ 365.41	\$ 444.55
	ISHARES TRUST EXPANDED TECH SECTOR ETF	COMMON STOCK 30.11	\$ 8,431.36	\$ 13,206.80
	ISHARES TRUST EXPANDED TECH SOFTWARE	COMMON STOCK 993.62	\$ 254,218.44	\$ 356,005.87
	ISHARES TRUST EXPONENTIAL TECH ETF	COMMON STOCK 2,429.12	\$ 114,994.59	\$ 120,177.15
	ISHARES TRUST FALN ANGLS USD ETF	COMMON STOCK 2,163.73	\$ 53,249.25	\$ 62,909.27
	ISHARES TRUST FLTG RATE NT ETF	COMMON STOCK 1,325.00	\$ 66,687.25	\$ 66,915.24
	ISHARES TRUST GENOMICS IMMUN ETF	COMMON STOCK 310.00	\$ 7,802.70	\$ 12,720.59
	ISHARES TRUST GL CLEAN ENE ETF	COMMON STOCK 7,273.47	\$ 144,378.12	\$ 153,594.26
	ISHARES TRUST GL TIMB FORE ETF	COMMON STOCK 70.00	\$ 5,092.50	\$ 5,760.18
	ISHARES TRUST GLB INFRASTR ETF	COMMON STOCK 108.32	\$ 4,965.25	\$ 5,150.59
	ISHARES TRUST GLOB HLTHCRE ETF	COMMON STOCK 274.00	\$ 23,257.12	\$ 24,753.16
	ISHARES TRUST GLOBAL 100 ETF	COMMON STOCK 1,465.64	\$ 93,873.86	\$ 112,043.27
	ISHARES TRUST GLOBAL COMM SERVICES ETF	COMMON STOCK 103.00	\$ 5,609.38	\$ 8,469.69
	ISHARES TRUST GLOBAL ENERG ETF	COMMON STOCK 4,371.84	\$ 170,457.46	\$ 139,388.73
	ISHARES TRUST GLOBAL FINLS ETF	COMMON STOCK 39.00	\$ 2,740.92	\$ 3,122.34
	ISHARES TRUST GLOBAL MATER ETF	COMMON STOCK 5.49	\$ 431.61	\$ 487.03

Schedule H, Line 4I - Schedule of Assets (Held at End of Year)

Schedule H, Line 4I - Schedule of Assets (Held at End of Year)

**(a) Party in
Interest**

Schedule H, Line 4I - Schedule of Assets (Held at End of Year)

(a) Party in Interest	(b) Security Name	(c) Security Type & Share Quantity	(d) ERISA Cost	(e) Current Value
	ISHARES TRUST RUSEL 2500 ETF	COMMON STOCK 5.00	\$ 265.70	\$ 287.21
	ISHARES TRUST RUSSELL 2000 ETF	COMMON STOCK 3,601.02	\$ 627,870.53	\$ 727,661.94
	ISHARES TRUST RUSSELL 3000 ETF	COMMON STOCK 488.53	\$ 107,809.46	\$ 135,314.50
	ISHARES TRUST S&P 500 GRWT ETF	COMMON STOCK 14,656.57	\$ 857,409.23	\$ 1,213,171.13
	ISHARES TRUST S&P 500 VAL ETF	COMMON STOCK 3,937.91	\$ 571,273.18	\$ 611,918.42
	ISHARES TRUST S&P MC 400GR ETF	COMMON STOCK 3,293.70	\$ 224,959.71	\$ 280,661.20
	ISHARES TRUST S&P MC 400VL ETF	COMMON STOCK 1,761.10	\$ 177,518.07	\$ 194,527.35
	ISHARES TRUST S&P SML 600 GWT ETF	COMMON STOCK 2,679.49	\$ 289,572.48	\$ 353,657.21
	ISHARES TRUST SELECT DIVID ETF	COMMON STOCK 4,068.53	\$ 490,666.04	\$ 495,316.08
	ISHARES TRUST SELF DRIVNG EV ETF	COMMON STOCK 441.99	\$ 14,952.45	\$ 23,500.00
	ISHARES TRUST SHORT TREAS BD ETF	COMMON STOCK 4,155.22	\$ 456,741.78	\$ 458,437.52
	ISHARES TRUST SP SMCP600VL ETF	COMMON STOCK 3,587.01	\$ 327,529.34	\$ 367,908.10
	ISHARES TRUST TIPS BD ETF	COMMON STOCK 11,684.71	\$ 1,243,720.64	\$ 1,482,636.09
	ISHARES TRUST TRS FLT RT BD ETF	COMMON STOCK 3,662.72	\$ 184,637.66	\$ 184,713.38
	ISHARES TRUST U S EQUITY FACTOR ETF	COMMON STOCK 1,492.00	\$ 58,202.92	\$ 68,992.02
	ISHARES TRUST U.S. CONSUMER STAPLES ETF	COMMON STOCK 2,609.82	\$ 529,219.30	\$ 520,361.34
	ISHARES TRUST U.S. ENERGY ETF	COMMON STOCK 3,119.00	\$ 145,002.31	\$ 133,972.87
	ISHARES TRUST U.S. FIN SVC ETF	COMMON STOCK 62.74	\$ 9,883.12	\$ 12,069.88
	ISHARES TRUST U.S. FINLS ETF	COMMON STOCK 297.00	\$ 22,414.59	\$ 24,853.41
	ISHARES TRUST U.S. INSRNCE ETF	COMMON STOCK 617.27	\$ 56,418.84	\$ 52,893.93
	ISHARES TRUST U.S. MED DVC ETF	COMMON STOCK 11,303.90	\$ 594,245.81	\$ 727,493.02
	ISHARES TRUST U.S. REAL ES ETF	COMMON STOCK 1,780.42	\$ 149,893.39	\$ 205,956.16
	ISHARES TRUST U.S. TECH ETF	COMMON STOCK 2,270.71	\$ 169,144.00	\$ 239,585.77
	ISHARES TRUST U.S. UTILITS ETF	COMMON STOCK 237.00	\$ 20,509.98	\$ 19,633.08
	ISHARES TRUST U.S. TRANSPORTATION ETF	COMMON STOCK 659.46	\$ 140,827.90	\$ 181,337.38
	ISHARES TRUST US AER DEF ETF	COMMON STOCK 2,692.93	\$ 301,230.48	\$ 284,841.30
	ISHARES TRUST US BR DEL SE ETF	COMMON STOCK 448.43	\$ 43,107.77	\$ 49,266.08
	ISHARES TRUST US HLTHCARE ETF	COMMON STOCK 446.33	\$ 126,629.42	\$ 131,353.63
	ISHARES TRUST US HLTHCR PR ETF	COMMON STOCK 295.48	\$ 79,097.04	\$ 82,724.19
	ISHARES TRUST US HOME CONS ETF	COMMON STOCK 1,218.72	\$ 73,860.10	\$ 97,806.20
	ISHARES TRUST US INFRASTRUC ETF	COMMON STOCK 2,126.12	\$ 77,093.00	\$ 78,133.01
	ISHARES TRUST US OIL EQ&SV ETF	COMMON STOCK 224.27	\$ 4,754.55	\$ 2,899.29
	ISHARES TRUST US OIL GS EX ETF	COMMON STOCK 298.11	\$ 27,682.49	\$ 24,899.50
	ISHARES TRUST US REGNL BKS ETF	COMMON STOCK 15.00	\$ 714.60	\$ 926.40
	ISHARES TRUST US SMALL CAP VALUE FACTOR ETF	COMMON STOCK 621.90	\$ 17,498.29	\$ 19,823.08
	ISHARES TRUST US TREAS BD ETF	COMMON STOCK 19,547.95	\$ 444,129.40	\$ 514,584.13

Schedule H, Line 4I - Schedule of Assets (Held at End of Year)

(a) Party in

Interest

(b) Security Name

(c) Security Type & Share Quantity

(d) ERISA Cost

(e) Current Value

ISHARES US ETF TRUST BLOOMBERG ROLL ETF

COMMON

COMMON

COMMON

COMM

Schedule H, Line 4I - Schedule of Assets (Held at End of Year)

(a) Party in	(b) Security Name	(c) Security Type & Share Quantity	(d) ERISA Cost	(e) Current Value
Interest	JAMMIN			

Schedule H, Line 4I - Schedule of Assets (Held at End of Year)

(a) Party in Interest	(b) Security Name	(c) Security Type & Share Quantity	(d) ERISA Cost	(e) Current Value
	JP MORGAN CHASE & CO NOTE M/W CLBL	BONDS 5.00	\$ 3,556.88	\$ 4,737.15
	JP MORGAN CHASE & CO NOTE M/W CLBL	BONDS 5.00	\$ 2,973.85	\$ 4,510.77
	JP MORGAN CHASE & CO NOTE M/W CLBL	BONDS 5.00	\$ 3,397.02	\$ 4,695.64
	JP MORGAN ETF TRUST BETABUILDERS JAPAN ETF NEW	COMMON STOCK 1,048.00	\$ 47,055.20	\$ 52,617.60
	JP MORGAN ETF TRUST BETABUILDERS USD HIGH YIELD	COMMON STOCK 1,072.25	\$ 47,007.35	\$ 55,316.29
	JP MORGAN ETF TRUST BETABUILDERS US ETF	COMMON STOCK 170.00	\$ 11,651.80	\$ 14,405.16
	JP MORGAN ETF TRUST DIVERSFD EQT ETF	COMMON STOCK 256.18	\$ 9,924.18	\$ 11,183.26
	JP MORGAN ETF TRUST EQUITY PREMIUM INCOME ETF	COMMON STOCK 37,415.55	\$ 2,038,774.19	\$ 2,171,244.09
	JP MORGAN ETF TRUST MARKET EXPANSION ENHANCED E	COMMON STOCK 2,191.00	\$ 100,884.60	\$
	JP MORGAN ETF TRUST NASDAQ EQUITY PREMIUM INCOM	COMMON STOCK 1,716.00	\$ 70,012.60	\$ 80,887.48
	JP MORGAN ETF TRUST REALTY INCOME ETF	COMMON STOCK 54.82	\$ 2,251.96	\$ 2,506.91
	JP MORGAN ETF TRUST ULTRA SHORT INCOME ETF	COMMON STOCK 4,050.27	\$ 203,040.24	\$ 203,382.71
	JP MORGAN ETF TRUST US MOMENTUM ETF	COMMON STOCK 252.14	\$ 9,503.27	\$ 10,166.23
	JP MORGAN ETF TRUST USD EMRNG MKT ETF	COMMON STOCK 29.16	\$ 1,129.70	\$ 1,401.09
	JPMORGAN CHASE BANK NA CD M/W CLBL	CASH 10.00	\$ 9,953.59	\$ 10,000.00
	JPMORGAN CHASE BANK NA CD M/W CLBL	CASH 40.00	\$ 39,651.32	\$ 40,000.00
	JPMORGAN CHASE BANK NA CD M/W CLBL	CASH 80.00	\$ 80,100.36	\$ 80,000.00
	JPMORGAN CHASE BANK NA CD M/W CLBL	CASH 275.00	\$ 275,000.39	\$ 275,000.00
	JPMORGAN CHASE BANK NA CD M/W CLBL	CASH 11.00	\$ 10,999.77	\$ 11,000.00
	JPMORGAN CHASE BANK NA CD M/W CLBL	CASH 20.00	\$ 20,002.29	\$ 20,000.00
	JPMORGAN CHASE BANK NA CD M/W CLBL	CASH 22.00	\$ 22,000.00	\$ 22,000.00
	JPMORGAN CHASE BANK NA CD M/W CLBL	CASH 10.00	\$ 9,927.52	\$ 10,000.00
	JPMORGAN CHASE BANK NA CD M/W CLBL	CASH 261.00	\$ 259,953.47	\$ 261,000.00
	JPMORGAN CHASE BANK NA CD M/W CLBL	CASH 133.00	\$ 132,547.79	\$ 133,000.00
	JPMORGAN CHASE BANK NA CD M/W CLBL	CASH 175.00	\$ 175,391.53	\$ 175,000.00
	JPMORGAN CHASE BANK NA CD M/W CLBL	CASH 32.00	\$ 31,940.00	\$ 32,000.00
	JPMORGAN CHASE BANK NA CD M/W CLBL	CASH 17.00	\$ 16,943.09	\$ 17,000.00
	JPMORGAN CHASE BANK NA CD M/W CLBL	CASH 40.00	\$ 39,925.49	\$ 40,000.00
	JPMORGAN CHASE BANK NA CD M/W CLBL	CASH 40.00	\$ 40,048.74	\$ 40,000.00
	JPMORGAN CHASE BANK NA CD M/W CLBL	CASH 5.00	\$ 4,994.69	\$ 5,000.00
	JPMORGAN CHASE BANK NA CD M/W CLBL	CASH 11.00	\$ 10,992.04	\$ 11,000.00
	JPMORGAN CHASE BANK NA CD M/W CLBL	CASH 60.00	\$ 60,121.11	\$ 60,000.00
	JPMORGAN CHASE BANK NA CD M/W CLBL	CASH 30.00	\$ 30,000.80	\$ 30,000.00
	JPMORGAN CHASE BANK NA CD M/W CLBL	CASH 599.00	\$ 599,680.10	\$ 599,000.00
	JPMORGAN CHASE BANK NA CD M/W CLBL	CASH 35.00	\$ 35,048.34	\$ 35,000.00
	JPMORGAN CHASE BANK NA CD M/W CLBL	CASH 40.00	\$ 40,064.10	\$ 40,000.00

Schedule H, Line 4I - Schedule of Assets (Held at End of Year)

(a) Party in	(b) Security Name	(c) Security Type & Share Quantity	(d) ERISA Cost	(e) Current Value
Interest	JPMORGAN CHASE BANK NA	M/W CLBL		

Schedule H, Line 4I - Schedule of Assets (Held at End of Year)

(a) Party in Interest	(b) Security Name	(c) Security Type & Share Quantity	(d) ERISA Cost	(e) Current Value
	JPMORGAN FUNDS US EQTY A	MUTUAL FUNDS 8,117.78	\$ 138,002.19	\$ 177,121.44
	JUMIA TECHNOLOGIES AG ADR SPONSORED	COMMON STOCK 21,833.00	\$ 70,083.93	\$ 218,206.00
	JUNIPER GROUP INC COM DELISTED	COMMON STOCK 1.00	\$	\$
	JUNIPER NETWORKS COM			

Schedule H, Line 4I - Schedule of Assets (Held at End of Year)

(a) Party in Interest	(b) Security Name	(c) Security Type & Share Quantity	(d) ERISA Cost	(e) Current Value	
	KINROSS GOLD CORP COM	COMMON STOCK	72,383.55	\$ 296,048.69	\$ 396,811.33
	KINS TECHNOLOGY GROUP INC WARRANT	WARRANTS	8,000.00	\$ 240.80	\$ 972.70
	KINSALE CAPITAL GROUP INC COM	COMMON STOCK	589.48	\$ 154,162.12	\$ 140,125.64
	KINTARA THERAPEUTICS INC COM	COMMON STOCK	12.00	\$ 82.68	\$
	KIORA PHARMACEUTICALS INC COM	COMMON STOCK	150.00	\$ 514.50	\$
	KIRKLAND'S INC COM				

Schedule H, Line 4I - Schedule of Assets (Held at End of Year)

(a) Party in Interest	(b) Security Name	(c) Security Type & Share Quantity	(d) ERISA Cost	(e) Current Value
	KOSMOS ENERGY LTD (NA) COM	COMMON STOCK 1,471.00	\$ 9,355.56	\$ 7,400.53
	KOSS CORP COM	COMMON STOCK 1,479.00	\$ 7,321.05	\$ 14,603.11
	KRAFT HEINZ CO COM	COMMON STOCK 10,307.35	\$ 419,611.24	\$ 375,139.92
	KRAFT HEINZ FOODS COMPANY DEBENTURE UNSECURED	BONDS 5.00	\$ 5,224.63	\$ 6,208.50
	KRAFT HEINZ FOODS COMPANY NOTE M/W CLBL	BONDS 25.00	\$ 27,377.56	\$ 36,743.29
	KRANESHARES TR BOSERA MSCI CHINA A 50 CONN	COMMON STOCK 310.00	\$ 7,901.90	\$ 13,375.70
	KRANESHARES TR CSI CHI INTERNET ETF	COMMON STOCK 5,049.78	\$ 152,503.05	\$ 158,198.34
	KRANESHARES TR ELEC VEH FUTUR ETF	COMMON STOCK 213.00	\$ 5,993.82	\$ 6,583.58
	KRANESHARES TR EMRNG MKT CONS ETF	COMMON STOCK 100.29	\$ 1,467.21	\$ 2,369.76
	KRANESHARES TR GLOBAL CARBON STRATEGY ETF	COMMON STOCK 6,810.29	\$ 248,371.24	\$ 339,706.76
	KRANESHARES TR HANG SENG TECH INDEX ETF	COMMON STOCK 445.00	\$ 5,780.55	\$ 6,161.54
	KRANESHARES TR KFA MOUNT LUCAS MNGED FUTRE	COMMON STOCK 2,261.00	\$ 69,073.55	\$ 81,211.83
	KRANESHARES TR MSCI ALL CHINA ETF	COMMON STOCK 107,310.00	\$ 4,278,800.00	\$ 4,000,000.00

Schedule H, Line 4I - Schedule of Assets (Held at End of Year)

(a) Party in Interest	(b) Security Name	(c) Security Type & Share Quantity	(d) ERISA Cost	(e) Current Value
	LEGACY ENJOY INC BANKRUPTCY 1/6/23	WARRANTS 800.00	\$ 1.52	\$ 28.80
	LEGEND BIOTECH CORP ADR	COMMON STOCK 100.00	\$ 4,992.00	\$ 4,661.00
	LEGEND OIL & GAS LTD COM	COMMON STOCK 700.00	\$	\$
	LEGG MASON BW ALTERNATIVE CREDIT FI	MUTUAL FUNDS 6,177.14	\$ 59,794.72	\$ 62,703.53
	LEGG MASON ETF INVEST TRUST FRANKLIN INTL LOW VOLTY HIG	COMMON STOCK 908.79	\$ 23,219.46	\$ 24,078.94
	LEGG MASON ETF INVEST TRUST LOW VOL HIGH DIV ETF	COMMON STOCK 224.40	\$ 8,536.02	\$ 8,696.07
	LEGG MASON FUNDS BRANDYWINEGLOBAL HIGH YIELD A	MUTUAL FUNDS 20,038.97	\$ 188,967.50	\$ 220,190.70
	LEGG MASON FUNDS CLEARBRIDGE AGGR GROWTH I	MUTUAL FUNDS 506.22	\$ 61,136.55	\$ 88,628.94
	LEGG MASON FUNDS CLEARBRIDGE DIV STRAT A	MUTUAL FUNDS 189.35	\$ 5,061.41	\$ 5,801.46
	LEGG MASON FUNDS CLEARBRIDGE LG CAP GROWTH A	MUTUAL FUNDS 178.46	\$ 7,136.38	\$ 11,267.33
	LEGG MASON FUNDS CLEARBRIDGE MID CAP GROWTH A	MUTUAL FUNDS 59.02	\$ 1,644.16	\$ 2,308.47
	LEGG MASON FUNDS CLEARBRIDGE SELECT A	MUTUAL		

Schedule H, Line 4I - Schedule of Assets (Held at End of Year)

(a) Party in Interest	(b) Security Name	(c) Security Type & Share Quantity	(d) ERISA Cost	(e) Current Value
	LIGHTBRIDGE CORPORATION COM	COMMON STOCK 704.00	\$ 2,738.56	\$ 4,361.76
	LIGHTNING EMOTORS INCORPORATED COM	COMMON STOCK 34,665.00	\$ 12,704.72	\$ 75,664.24
	LIGHTNING EMOTORS INCORPORATED WARRANT	WARRANTS 115,000.00	\$ 4,462.00	\$ 67,287.88
	LIGHTPATH TECHNOLOGY INC COM CL A	COMMON STOCK 4,450.00	\$ 5,429.00	\$ 10,858.00
	LIGHTSPEED COMMERCE INC COM	COMMON STOCK 97.00	\$ 1,387.10	\$ 3,723.94
	LIGHTWAVE LOGIC INC COM	COMMON STOCK 1.00	\$ 4.31	\$ 14.52
	LILIUM N V C COM CL A	COMMON STOCK 21,312.00	\$ 24,295.68	\$ 116,332.79
	LILIUM N V C WARRANT	WARRANTS 3,106.00	\$ 305.01	\$ 3,820.38
	LIMITED BRANDS INC NOTE CLBL	BONDS 25.00	\$ 24,680.00	\$ 28,458.50
	LIMONEIRA CO COM	COMMON STOCK 400.00	\$ 4,884.00	\$ 6,000.00
	LINCOLN ELECTRIC HLDGS INC COM	COMMON STOCK 181.26	\$ 26,189.68	\$ 25,995.17
	LINCOLN NATIONAL CORP COM	COMMON STOCK 485.53	\$ 14,915.45	\$ 24,828.82
	LINCOLN SAVINGS BANK CD MTHLY	CASH 172.00	\$ 172,319.03	\$ 172,000.00
	LINDBLAD EXPEDITIONS HLDGS INC COM	COMMON STOCK 5,000.00	\$ 38,500.00	\$ 47,252.61
	LINDE PLC COM	COMMON STOCK 367.96	\$ 120,021.19	\$ 122,525.73
	LINEAGE CELL THERAPEUTICS INC COM	COMMON STOCK 35,472.00	\$ 41,502.24	\$ 66,422.63
	LION COPPER AND GOLD CORP COM	COMMON STOCK 90,000.00	\$ 4,491.00	\$ 9,450.00
	LION GROUP HOLDING LTD ADR	COMMON STOCK 2,500.00	\$ 1,787.50	\$ 3,300.00
	LION GROUP HOLDING LTD WARRANT *CLBL	WARRANTS 5,500.00	\$ 220.00	\$ 632.50
	LIONS GATE ENTERTAINMENT CORP COM CL A	COMMON STOCK 3,200.00	\$ 18,272.00	\$ 20,488.00
	LIONS GATE ENTERTAINMENT CORP COM CL B	COMMON STOCK 213.17	\$ 1,157.51	\$ 3,280.69
	LIPOCINE INC COM	COMMON STOCK 500.00	\$ 198.90	\$ 495.55
	LIQTECH INTERNATIONAL INC COM	COMMON STOCK 2,300.00	\$ 874.00	\$ 1,153.46
	LIQUID HLDGS GROUP INC COM	COMMON STOCK 22,805.00	\$	\$
	LIQUID MEDIA GROUP LTD COM	COMMON STOCK 25,139.00	\$ 4,424.46	\$ 26,304.64
	LIQUIDIA CORPORATION COM	COMMON STOCK 200.00	\$ 1,274.00	\$ 974.00
	LIQUIDMETAL TECHNOLOGIES INC COM	COMMON STOCK 31,600.00	\$ 2,008.18	\$ 2,765.00
	LISATA THERAPEUTICS INC COM	COMMON STOCK 362.00	\$ 915.86	\$
	LISTED FUND TRUST CORE ALT FD ETF	COMMON STOCK 1,656.00	\$ 52,296.48	\$ 52,367.59
	LISTED FUND TRUST HORIZON KINETICS INFLATION	COMMON STOCK 686.20	\$ 21,601.70	\$ 21,393.18
	LISTED FUND TRUST PREFERRED PLUS ETF	COMMON STOCK 200.00	\$ 1,769.70	\$ 1,902.50
	LISTED FUND TRUST ROUNDHILL BALL METAVERSE ETF	COMMON STOCK 16,222.59	\$ 116,478.15	\$ 219,892.07
	LISTED FUND TRUST ROUNDHILL SPORTS BETTING AN	COMMON STOCK 1,763.35	\$ 25,233.42	\$ 43,002.42
	LISTED FUND TRUST ROUNDHILL VIDEO GAMES ETF	COMMON STOCK 121.87	\$ 1,704.92	\$ 3,017.88
	LISTED FUND TRUST WAHED FTSE ETF	COMMON STOCK 236.00	\$ 8,309.56	\$ 9,496.64
	LITHIA MOTORS INC COM	COMMON STOCK 8.03	\$ 1,644.88	\$ 2,208.57

Schedule H, Line 4I - Schedule of Assets (Held at End of Year)

(a) Party in Interest	(b) Security Name	(c) Security Type & Share Quantity	(d) ERISA Cost	(e) Current Value
	LITHIUM AMERICAS CORP COM	COMMON STOCK 16,376.00	\$ 310,325.20	\$ 487,788.22
	LITHIUM EXPLORATION GROUP INC COM	COMMON STOCK 1.00	\$	\$
	LITMAN GREGORY FDS TR ALT STRAT INVESTOR	MUTUAL FUNDS 5,635.72	\$ 57,878.77	\$ 66,001.38
	LITMAN GREGORY FDS TR IMGP DBI MANAGED FUTURES ST	COMMON STOCK 1,729.00	\$ 50,331.19	\$ 57,102.45
	LITTELFUSE INC COM	COMMON STOCK 13.77	\$ 3,031.05	\$ 4,132.06
	LIVANOVA PLC COM	COMMON STOCK 200.00	\$ 11,108.00	\$ 17,486.00
	LIVE MICROSYSTEMS INC COM	COMMON STOCK 33.00	\$	\$ 0.00
	LIVE NATION ENTERTAINMENT INC COM	COMMON STOCK 692.00	\$ 48,260.08	\$ 81,463.39
	LIVE OAK BANCSHARES INC COM	COMMON STOCK 614.66	\$ 18,562.43	\$ 49,028.53
	LIVE OAK BANKING COMPANY CD M/W MTHLY CLBL	CASH 30.00	\$ 28,678.57	\$ 30,000.00
	LIVE OAK BANKING COMPANY CD M/W MTHLY CLBL	CASH 75.00	\$ 74,842.49	\$ 75,000.00
	LIVE OAK BANKING COMPANY CD M/W MTHLY CLBL	CASH 10.00	\$ 10,038.63	\$ 10,000.00
	LIVE OAK CRESTVIEW CLIMATE ACQ COM CL A	COMMON STOCK 15.00	\$ 149.25	\$ 146.33
	LIVENT CORPORATION COM	COMMON STOCK 4,782.00	\$ 95,018.34	\$ 127,741.62
	LIVEONE INC COM	COMMON STOCK 99.00	\$ 63.71	\$ 110.34
	LIVEPERSON INC COM	COMMON STOCK 33.00	\$ 334.62	\$ 911.49
	LIVERAMP HOLDINGS INC COM	COMMON STOCK 49.00	\$ 1,148.56	\$ 2,349.55
	LIVEWIRE GROUP INC COM	COMMON STOCK 1,650.00	\$ 8,002.50	\$
	LIXTE BIOTECHNOLOG COM	COMMON STOCK 315.00	\$ 160.34	\$ 686.75
	LIXTE BIOTECHNOLOG WARRANT	WARRANTS 4,500.00	\$ 211.50	\$ 1,522.20
	LIZHI INC ADR	COMMON STOCK 1,500.00	\$ 945.00	\$ 2,717.50
	LKCM FUNDS AQUINAS CATHOLIC EQTY INVESTOR	MUTUAL FUNDS 14,596.83	\$ 219,682.26	\$ 280,978.12
	LKCM FUNDS EQTY INST	\$ 793.21		
	LOCAL BOUNTI CORPORATION COM	COMMON STOCK 4,150.00	\$ 5,768.50	\$ 15,280.00
	LOCAL BOUNTI CORPORATION WARRANT	WARRANTS 2,000.00	\$ 329.60	\$ 597.59
*	LOCKHEED MARTIN CORP COM	COMMON STOCK 30,774.21	\$ 14,971,320.13	\$ 11,890,483.91
*	LOCKHEED MARTIN CORP NOTE M/W CLBL	BONDS 7.00	\$ 7,392.04	\$ 7,193.18
*	LOCKHEED MARTIN CORP NOTE M/W CLBL	BONDS 10.00	\$ 9,291.34	\$ 12,739.68
	LOEWS CORP COM	COMMON STOCK 514.20	\$ 29,993.05	\$ 29,945.06
	LOGAN RIDGE FIN CORP COM	COMMON STOCK 78.00	\$ 1,744.06	\$ 1,793.22
	LOGICMARK INC COM	COMMON STOCK 480.00	\$ 214.13	\$ 1,468.80

Schedule H, Line 4I - Schedule of Assets (Held at End of Year)

(a) Party in	(b) Security Name	(c) Security Type & Share Quantity	(d) ERISA Cost	(e) Current Value
Interest	LUMENT FINANCE TRUST INC COM USD0.01	COMMON		

Schedule H, Line 4I - Schedule of Assets (Held at End of Year)

(a) Party in Interest	(b) Security Name	(c) Security Type & Share Quantity	(d) ERISA Cost	(e) Current Value
	MAGNITE INC COM	COMMON STOCK 7,371.00	\$ 78,058.89	\$ 127,754.09
	MAGNOLIA OIL & GAS CORPORATION COM CL A	COMMON STOCK 1,614.66	\$ 37,863.73	\$ 38,741.02
	MAGNUM D'OR RES INC COM DELISTED	COMMON STOCK 13,000.00	\$	\$
	MAIDEN HLDGS NORTH AMERICA LTD 7.75% PFD 01/12/2043 *CLBL	PREFERRED STOCK 200.00	\$ 3,732.00	\$ 3,600.00
	MAIN STREET CAP CORP COM	COMMON STOCK 19,275.36	\$ 712,224.33	\$ 834,726.13
	MAINGATE TRUST MLP I	MUTUAL FUNDS 6,619.75	\$ 46,073.49	\$ 36,828.47
	MAINLAND RESOURCES INC COM	COMMON STOCK 500.00	\$	\$
	MAINSTAY CBRE GLOBAL INFRASTRU COM	COMMON STOCK 2,000.00	\$ 27,300.00	\$ 30,660.22
	MAINSTAY FUNDS CONVERTIBLE A	MUTUAL FUNDS 1,606.46	\$ 27,823.80	\$ 32,354.72
	MAINSTAY FUNDS EPOCH US EQTY YIELD I	MUTUAL FUNDS 910.02	\$ 17,554.34	\$ 18,673.57
	MAINSTAY FUNDS MACKAY HIGH YIELD CORP BND I	MUTUAL FUNDS 12,517.11	\$ 61,459.01	\$ 62,352.16
	MAKEMYTRIP LTD COM	COMMON STOCK 360.00	\$ 9,925.20	\$ 9,975.60
	MAKISM 3D CORP COM	COMMON STOCK 1,500.00	\$	\$
	MALACHITE INNOVATIONS INC COM	COMMON STOCK 50.00	\$ 9.00	\$ 13.00
	MALIBU BOATS INC COM CL A	COMMON STOCK 153.00	\$ 8,154.90	\$ 10,515.69
	MAMMOTH ENERGY SERVICES INC COM	COMMON STOCK 1,032.00	\$ 8,926.80	\$ 7,203.83
	MANAGED PORTFOLIO SERIES ECOFIN GLOBAL WATER ESG FUND	COMMON STOCK 5.00	\$ 183.92	\$ 252.73
	MANAGED PORTFOLIO SERIES KENSINGTON DYNAMIC GROWTH A	MUTUAL FUNDS 6,646.13	\$ 67,458.23	\$ 79,961.85
	MANAGED PORTFOLIO SERIES TORTOISE NRAM PI ETF	COMMON STOCK 2,458.58	\$ 60,702.41	\$ 54,691.09
	MANAGER DIRECTED PORTFOLIOS HOOD RIVER SML CAP GRW INV	MUTUAL FUNDS 98.20	\$ 4,504.53	\$ 6,267.25
	MANHATTAN ASSOCIATES INC COM	COMMON STOCK 35.00	\$ 4,249.00	\$ 5,442.15
	MANHATTAN BRIDGE COM USD0.001	COMMON STOCK 3,689.71	\$ 19,666.17	\$ 20,351.69
	MANITOWOC CO INC COM	COMMON STOCK 287.00	\$ 2,628.92	\$ 5,091.15
	MANNING & NAPIER FUNDS DISCIPLINED VALUE SERIES S	MUTUAL FUNDS 13,013.20	\$ 100,592.05	\$ 114,540.14
	MANKIND CORPORATION COM	COMMON STOCK 145,413.00	\$ 766,326.51	\$ 631,203.92
	MANPOWERGROUP INC COM	COMMON STOCK 9.00	\$ 748.89	\$ 854.07
	MANUFACTURERS AND TRADERS TRUS CD	CASH 20.00	\$ 20,062.70	\$ 20,000.00
	MANUFACTURERS AND TRADERS TRUS CD	CASH 7.00	\$ 7,022.54	\$ 7,000.00
	MANULIFE FINANCIAL CORP COM	COMMON STOCK 2,799.84	\$ 49,949.15	\$ 51,577.89
	MARANI BRANDS INC COM	COMMON STOCK 105,000.00	\$	\$

Schedule H, Line 4I - Schedule of Assets (Held at End of Year)

(a) Party in Interest	(b) Security Name	(c) Security Type & Share Quantity	(d) ERISA Cost	(e) Current Value
	MARIN SOFTWARE INC COM	COMMON STOCK 7,226.00	\$ 7,226.00	\$ 26,538.16
	MARINE PRODUCTS CORP COM	COMMON STOCK 86.00	\$ 1,012.22	\$ 901.05
	MARINEMAX INC COM	COMMON STOCK 3,023.00	\$ 94,378.06	\$ 148,360.53
	MARINUS PHARMACEUTICALS INC COM	COMMON STOCK 700.00	\$ 2,786.00	\$ 7,611.00
	MARKEL CORP COM	COMMON STOCK 77.00	\$ 101,446.73	\$ 94,849.16
	MARKER THERAPEUTICS INC 1:10 R/S 1/27/2023 57055L206	COMMON STOCK 50,501.00	\$ 13,427.71	\$ 34,669.46
	MARKETAXESS HLDGS INC COM	COMMON STOCK 10.00	\$ 2,788.90	\$ 3,110.15
	MARKFORGED HOLDING CORP COM	COMMON STOCK 4,900.00	\$ 5,684.00	\$ 26,313.00
	MARKFORGED HOLDING CORP WARRANT	WARRANTA000300030003000400(9955.,0,684.00)JJ121,0000TD(\$)	1,433331Tf.50680TD	

\$10.15\$

Schedule H, Line 4I - Schedule of Assets (Held at End of Year)

(a) Party in Interest	(b) Security Name	(c) Security Type & Share Quantity	(d) ERISA Cost	(e) Current Value
	MATTEL INC COM	COMMON STOCK 3,830.96	\$ 68,344.17	\$ 82,558.65
	MATTERPORT INC COM CL A	COMMON STOCK 81,514.00	\$ 228,239.20	\$ 503,585.75
	MATTHEW 25 FUND MATTHEW 25 INVESTOR	MUTUAL FUNDS 3,525.10	\$ 81,112.62	\$ 120,546.33
	MATTHEWS ASIA CREDIT OPP INST	MUTUAL FUNDS 11,389.70	\$ 85,536.61	\$ 101,352.58
	MATTHEWS ASIA DIV INST	MUTUAL FUNDS 1,866.15	\$ 24,689.24	\$ 35,316.83
	MATTHEWS ASIA GROWTH INVESTOR	MUTUAL FUNDS 1,661.92	\$ 34,634.43	\$ 52,968.88
	MATTHEWS ASIA INNOVATORS INVESTOR	MUTUAL FUNDS 113.52	\$ 1,283.87	\$ 1,979.22
	MATTHEWS ASIAN FUNDS ASIA DIV INVESTOR	MUTUAL FUNDS 2,977.91	\$ 39,427.50	\$ 56,328.88
	MATTHEWS ASIAN FUNDS CHINA DIV INVESTOR	MUTUAL FUNDS 3,098.58	\$ 43,380.02	\$ 54,424.43
	MATTHEWS ASIAN FUNDS CHINA SM COMPANIES INVESTOR	MUTUAL FUNDS 686.01	\$ 7,621.62	\$ 11,219.98
	MATTHEWS ASIAN FUNDS EMG MKTS SM CO INVESTOR	MUTUAL FUNDS 530.10	\$ 12,234.55	\$ 15,761.88
	MATTHEWS ASIAN GROWTH & INCOME INVESTOR	MUTUAL FUNDS 4,322.28	\$ 54,028.40	\$ 68,814.85
	MATTHEWS CHINA INVESTOR	MUTUAL FUNDS 4,592.52	\$ 66,591.60	\$ 92,948.67
	MATTHEWS EMRG MKTS EQTY INST	MUTUAL FUNDS 1,611.64	\$ 17,937.59	\$ 17,939.66
	MATTHEWS INDIA INVESTOR	MUTUAL FUNDS 761.42	\$ 16,819.81	\$ 21,225.49
	MATTHEWS INTL CORP COM CL A	COMMON STOCK 5.00	\$ 152.20	\$ 113.90
	MATTHEWS KOREA INVESTOR	MUTUAL FUNDS 384.62	\$ 1,469.23	\$ 2,192.31
	MAVERIX METALS INC .36:1 EXC 1/19/23 89679M104	COMMON STOCK 16,553.53	\$ 77,470.53	\$ 73,022.68
	MAWSON INFRASTRUCTURE GRP INC 1:5 R/S 2/9/23 57778N307	COMMON STOCK 10,000.00	\$ 2,300.00	\$ 8,686.50
	MAXAR TECHNOLOGIES INC COM	COMMON STOCK 1,820.00	\$ 94,166.85	\$ 53,829.53
	MAXCYTE INC COM	COMMON STOCK 500.00	\$ 2,730.00	\$ 2,436.34
	MAXEON SOLAR TECH LTD COM	COMMON STOCK 696.00	\$ 11,177.76	\$ 9,674.40
	MAXIMUS INC COM	COMMON STOCK 100.00	\$ 7,333.00	\$ 7,967.00
	MAXLINEAR INC COM	COMMON STOCK 2,360.00	\$ 80,122.00	\$ 177,920.40
	MBIA INC COM	COMMON STOCK 600.00	\$ 7,710.00	\$ 9,234.56
	MCCORMICK & COMPANY INC COM	COMMON STOCK 3,885.35	\$ 322,055.67	\$ 373,379.26
	MCDONALD'S CORPORATION COM	COMMON STOCK 7,244.48	\$ 1,909,126.22	\$ 1,935,882.43
	MCEWEN MINING INC COM	COMMON STOCK 10,502.00	\$ 61,541.72	\$
	MCGRATH RENTCORP COM	COMMON STOCK 144.00	\$ 14,218.56	\$ 11,592.79
	MCKESSON CORPORATION COM	COMMON STOCK 1,838.78	\$ 689,760.15	\$ 587,057.99
	MDH ACQUISITION CORP WARRANT	WARRANTS 635.00	\$ 0.19	\$ 292.10
	MDU RESOURCES GROUP INC COM	COMMON STOCK 1,488.75	\$ 45,168.49	\$ 45,224.41
	MECHEL PUBLIC JOINT STOCK CO ADR TERMINATION 12/7/22	COMMON STOCK 136.00	\$	\$ 432.48
	MEDALIST DIVERSIFIED REIT INC COM USD0.01	COMMON STOCK 2,600.00	\$ 1,820.26	\$ 3,120.00
	MEDALLION BK UTAH CD MTHLY	CASH 40.00	\$ 35,127.38	\$ 36,954.18
	MEDALLION BK UTAH CD MTHLY	CASH 50.00	\$ 50,021.22	\$ 50,000.00

Schedule H, Line 4I - Schedule of Assets (Held at End of Year)

**(a) Party in
Interest**

Schedule H, Line 4I - Schedule of Assets (Held at End of Year)

(a) Party in Interest	(b) Security Name	(c) Security Type & Share Quantity	(d) ERISA Cost	(e) Current Value
	MFS INTERMEDIATE INCOME TRUST SH BEN INT	COMMON STOCK 1,100.00	\$ 3,036.00	\$ 3,927.40
	MFS SPL VALUE TRUST SH BEN INT	COMMON STOCK 750.00	\$ 3,135.00	\$ 4,368.11
	MGD PORTFOLIO SERIES COHO RELATIVE VALUE EQUITY ADV	MUTUAL FUNDS 9,216.99	\$ 143,324.24	\$ 142,830.38
	MGD PORTFOLIO SERIES ENERGY INFRA TOTAL RETURN A	MUTUAL FUNDS 188.33	\$ 2,423.86	\$ 2,106.56
	MGD PORTFOLIO SERIES MUHLENKAMP FUND	MUTUAL FUNDS 136.77	\$ 7,536.95	\$ 7,953.29
	MGE ENERGY INC COM	COMMON STOCK 518.00	\$ 36,467.41	\$ 42,603.97
	MGIC INVESTMENT CORP COM	COMMON STOCK 10.00	\$ 130.00	\$ 144.20
	MGM RESORTS INTERNATIONAL COM	COMMON STOCK 15,824.31	\$ 530,589.08	\$ 695,678.82
	MGP INGREDIENTS INC NEW COM	COMMON STOCK 20.00	\$ 2,127.60	\$ 1,645.60
	MICRO FOCUS INTERNATIONAL PLC TERMINATION 1/31/23	COMMON STOCK 754.39	\$ 4,760.28	\$ 4,195.17
	MICROBOT MEDICAL INC COM	COMMON STOCK 8.00	\$ 24.08	

Schedule H, Line 4I - Schedule of Assets (Held at End of Year)

(a) Party in Interest	(b) Security Name	(c) Security Type & Share Quantity	(d) ERISA Cost	(e) Current Value
	MIND C.T.I.COM	COMMON STOCK 751.00	\$ 1,577.10	\$ 2,317.39
	MIND MEDICINE (MINDMED) INC.COM	COMMON STOCK 2,483.00	\$ 5,462.60	\$ 1,677.06
	MIND TECHNOLOGIES INC.COM DELISTED	COMMON STOCK 12,500.00	\$	\$
	MIND TECHNOLOGY INC 9% PRF SER A USD25 *CLBL	PREFERRED STOCK 800.00	\$ 4,936.00	\$ 6,025.55
	MINERALS TECHNOLOGIES INC.COM	COMMON STOCK 50.26	\$ 3,051.91	\$ 3,675.33
	MINERVA NEUROSCIENCES INC.COM	COMMON STOCK 1,431.00	\$ 2,275.29	\$ 13,941.76
	MINERVA SURGICAL INC.COM	COMMON STOCK 0.00	\$	\$
	MINGZHU LOGISTICS HLDGS LTD.COM	COMMON STOCK 600.00	\$ 504.90	\$ 1,230.00
	MINISO GROUP HLDG LTD ADR	COMMON STOCK 719.28	\$ 7,717.90	\$ 5,566.40
	MIRAGEN THERAPENC CVR	COMMON STOCK 30,223.00	\$	\$
	MIRATI THERAPEUTICS INC.COM	COMMON STOCK 8.00	\$ 362.48	\$ 1,173.52
	MIRION TECHNOLOGIES INC.COM CL A	COMMON STOCK 1,296.00	\$ 8,566.56	\$ 11,224.07
	MIRUM PHARMACEUTICALS INC.COM	COMMON STOCK 73.00	\$ 1,423.50	\$ 1,394.91
	MISSFRESH LTD ADR	COMMON STOCK 1,657.00	\$ 2,949.46	\$ 610.74
	MISSION PRODUCE INC.COM	COMMON STOCK 100.00	\$ 1,162.00	\$ 1,500.10
	MISTRAS GROUP INC.COM	COMMON STOCK 10.00	\$ 49.30	\$ 74.30
	MITEK SYSTEMS INC.COM	COMMON STOCK 1,767.00	\$ 17,122.23	\$ 21,982.23
	MITSUBISHI UFJ FIN GRP INC ADR SPONSORED	COMMON STOCK 1,869.69	\$ 12,470.84	\$ 10,180.70
	MITSUBISHI UFJ FIN GRP INC NOTE	BONDS 10.00	\$ 9,793.71	\$ 10,470.10
	MITSUBISHI UFJ FIN GRP INC NOTE M/W CLBL	BONDS 25.00	\$ 23,071.51	\$ 24,499.57
	MITSUI & CO ADR SPONSORED	COMMON STOCK 24.00	\$ 14,023.80	\$ 11,390.40
	MIX TELEMATICS LTD ADR SPONSORED	COMMON STOCK 50.00	\$ 351.50	\$ 379.70
	MIZUHO FINANCIAL GROUP ADR SPONSORED	COMMON STOCK 0.00	\$	\$
	MKS INSTRUMENTS INC.COM	COMMON STOCK 457.35	\$ 38,751.27	\$ 65,834.83
	MMRGLOBAL INC.COM	COMMON STOCK 100.00	\$	\$
	MMTEC INC.COM	COMMON STOCK 40.00	\$ 31.00	\$
	MOBILE AREA NETWORKS INC.COM DELISTED	COMMON STOCK 30,000.00	\$	\$
	MOBILE GLOBAL ESPORTS INC.COM	COMMON STOCK 525.00	\$ 433.02	\$ 1,883.85
	MOBILE TELESYSTEMS PUB JT STK ADR TERMINATION 7/13/22	COMMON STOCK 1,515.00	\$	\$ 11,345.83
	MOBILEPRO CORP.COM	COMMON		

Schedule H, Line 4I - Schedule of Assets (Held at End of Year)

(a) Party in	(b) Security Name	(c) Security Type & Share Quantity	(d) ERISA Cost	(e) Current Value
Interest	MODERNA INC COM	COMMON STOCK 14,558.00	\$ 2,614,907.96	\$ 3,526,445.99
	MOELIS & COMPANY COM			

Schedule H, Line 4I - Schedule of Assets (Held at End of Year)

(a) Party in Interest	(b) Security Name	(c) Security Type & Share Quantity	(d) ERISA Cost	(e) Current Value
	MORGAN STANLEY BANK NATIONAL A CD M/W MTHLY CLBL	CASH 50.00	\$ 49,822.56	\$ 50,000.00
	MORGAN STANLEY BANK NATIONAL A CD M/W MTHLY CLBL	CASH 75.00	\$ 74,941.81	\$ 75,000.00
	MORGAN STANLEY BANK NATIONAL A CD M/W MTHLY CLBL	CASH 5.00	\$ 5,016.82	\$ 5,000.00
	MORGAN STANLEY BK N A SALT LAK CD	CASH 5.00	\$ 4,964.76	\$ 5,151.33
	MORGAN STANLEY BK N A SALT LAK CD	CASH 5.00	\$ 4,867.71	\$ 5,233.93
	MORGAN STANLEY BK N A SALT LAK CD	CASH 50.00	\$ 48,786.82	\$ 50,000.00
	MORGAN STANLEY BK N A SALT LAK CD	CASH 5.00	\$ 4,777.44	\$ 5,151.10
	MORGAN STANLEY BK N A SALT LAK CD	CASH 5.00	\$ 4,901.60	\$ 5,115.43
	MORGAN STANLEY BK N A SALT LAK CD	CASH 46.00	\$ 45,637.75	\$ 46,000.00
	MORGAN STANLEY BK N A SALT LAK CD	CASH 10.00	\$ 9,847.42	\$ 10,000.00
	MORGAN STANLEY BK N A SALT LAK CD	CASH 30.00	\$ 29,419.42	\$ 30,000.00
	MORGAN STANLEY BK N A SALT LAK CD	CASH 50.00	\$ 48,622.03	\$ 50,000.00
	MORGAN STANLEY BK N A SALT LAK CD	CASH 2.00	\$ 1,914.18	\$ 1,971.38
	MORGAN STANLEY BK N A SALT LAK CD	CASH 5.00	\$ 4,977.95	\$ 5,000.00
	MORGAN STANLEY BK N A SALT LAK CD	CASH 5.00	\$ 4,981.10	\$ 5,000.00
	MORGAN STANLEY BK N A SALT LAK CD	CASH 200.00	\$ 199,145.46	\$ 200,000.00
	MORGAN STANLEY BK N A SALT LAK CD	CASH 80.00	\$ 80,015.69	\$ 80,000.00
	MORGAN STANLEY BK N A SALT LAK CD	CASH 50.00	\$ 49,972.25	\$ 50,000.00
	MORGAN STANLEY BK N A SALT LAK CD	CASH 57.00	\$ 57,037.76	\$ 57,000.00
	MORGAN STANLEY BK N A SALT LAK CD	CASH 50.00	\$ 50,115.17	\$ 50,000.00
	MORGAN STANLEY BK N A SALT LAK CD	CASH 30.00	\$ 30,032.99	\$ 30,000.00
	MORGAN STANLEY BK N A SALT LAK CD	CASH 40.00	\$ 40,052.70	\$ 40,000.00
	MORGAN STANLEY BK N A SALT LAK CD	CASH 5.00	\$ 4,808.10	\$ 5,088.02
	MORGAN STANLEY BK N A SALT LAK CD	CASH 10.00	\$ 9,959.41	\$ 10,391.70
	MORGAN STANLEY COM	COMMON STOCK 18,516.77	\$ 1,574,292.47	\$ 1,742,215.27
	MORGAN STANLEY EMG EM MKTS DOMESTIC	COMMON		

Schedule H, Line 4I - Schedule of Assets (Held at End of Year)

(a) Party in Interest	(b) Security Name	(c) Security Type & Share Quantity	(d) ERISA Cost	(e) Current Value
	MORGAN STANLEY INSTITUTIONAL FUNDS MID CAP GROWTH A	MUTUAL FUNDS 16,475.66	\$ 115,659.09	\$ 306,271.96
	MORGAN STANLEY INSTITUTIONAL FUNDS NEXT GEN EMRG MKTS A	MUTUAL FUNDS 81.43	\$ 1,132.73	\$ 1,821.66
	MORGAN STANLEY NOTE	BONDS 10.00	\$ 10,846.30	\$ 10,071.66
	MORGAN STANLEY NOTE M/W CLBL	BONDS 12.00	\$ 11,817.79	\$ 12,391.88
	MORGAN STANLEY PRIVATE BANK NA CD M/W CLBL	CASH 1.00	\$ 1,001.36	\$ 1,000.00
	MORGAN STANLEY PRIVATE BANK NA CD M/W MTHLY CLBL	CASH 251.00	\$ 249,492.27	\$ 251,000.00
	MORGAN STANLEY PVT BK PURCHASE CD	CASH 5.00	\$ 4,877.01	\$ 5,121.91
	MORGAN STANLEY PVT BK PURCHASE CD	CASH 5.00	\$ 4,830.35	\$ 5,189.83
	MORGAN STANLEY PVT BK PURCHASE CD	CASH 5.00	\$ 4,946.21	\$ 5,132.42
	MORGAN STANLEY PVT BK PURCHASE CD	CASH 10.00	\$ 9,827.80	\$ 10,498.93
	MORGAN STANLEY PVT BK PURCHASE CD	CASH 5.00	\$ 4,843.72	\$ 5,112.50
	MORGAN STANLEY PVT BK PURCHASE CD	CASH 20.00	\$ 19,924.41	\$ 20,000.00
	MORGAN STANLEY PVT BK PURCHASE CD	CASH 50.00	\$ 49,799.76	\$ 50,000.00
	MORGAN STANLEY PVT BK PURCHASE CD	CASH 5.00	\$ 4,987.39	\$ 5,000.00
	MORGAN STANLEY PVT BK PURCHASE CD	CASH 20.00	\$ 20,031.94	\$ 20,000.00
	MORGAN STANLEY PVT BK PURCHASE CD	CASH 50.00	\$ 50,033.13	\$ 50,000.00
	MORGAN STANLEY PVT BK PURCHASE CD	CASH 11.00	\$ 11,025.34	\$ 11,000.00
	MORGAN STANLEY PVT BK PURCHASE CD	CASH 1.00	\$ 1,001.10	\$ 1,000.00
	MORGAN STANLEY PVT BK PURCHASE CD	CASH 10.00	\$ 10,011.00	\$ 10,000.00
	MORINGA ACQUISITION CORP WARRANT	WARRANTS 2,500.00	\$ 240.00	\$ 322.75
	MORNINGSTAR INC COM	COMMON STOCK 56.00	\$ 12,129.04	\$ 19,151.44
	MORPHOSYS ADR SPONSORED	COMMON STOCK 9.00	\$ 32.22	\$ 84.78
	MOSAIC CO COM	COMMON STOCK 3,334.34	\$ 146,277.41	\$ 150,707.31
	MOTIVE CAPITAL CORP II COM	COMMON STOCK 230.00	\$ 2,352.90	\$
	MOTIVE CAPITAL CORP II WARRANT	WARRANTS 76.00	\$ 3.05	\$
	MOTOROLA SOLUTIONS INC COM	COMMON STOCK 201.03	\$ 51,806.93	\$ 54,579.27
	MOTORSPORT GAMES INC COM CL A	COMMON STOCK 48.00	\$ 199.20	\$
	MOUNTAIN COMM BK ERWIN TENN CD MTHLY	CASH 52.00	\$ 51,982.78	\$ 52,000.00
	MOUNTAINSTAR GOLD INC COM DELISTED	COMMON STOCK 5,000.00	\$	\$
	MOVING IMAGE TECHNOLOGIES INC COM	COMMON STOCK 1,175.00	\$ 1,351.25	\$ 2,467.50
	MOWI ASA ADR SPONSORED	COMMON STOCK 304.42	\$ 5,181.19	\$ 7,222.01
	MOXIAN INC COM	COMMON STOCK 100.00	\$ 45.12	\$ 286.00
	MP MATERIALS CORP COM CL A	COMMON STOCK 14,125.00	\$ 342,955.00	\$ 576,356.93
	MPHASE TECHNOLOGIES INC COM	COMMON STOCK 5.00	\$ 0.11	\$ 1.05
	MPLX LP NOTE M/W CLBL	BONDS 10.00	\$ 8,852.59	\$ 9,101.36
	MR COOPER GROUP INC COM	COMMON STOCK 4.00	\$ 160.52	\$ 166.44

Schedule H, Line 4I - Schedule of Assets (Held at End of Year)

(a) Party in

Interest	(b) Security Name	(c) Security Type & Share Quantity	(d) ERISA Cost	(e) Current Value
	MSA SAFETY INC COM	COMMON STOCK 12.00	\$ 1,730.28	\$ 1,673.96
	MSC INDUSTRIAL DIRECT CO COM CL A	COMMON STOCK 102.81	\$ 8,399.50	\$ 8,630.96
	MSCI INC COM	COMMON STOCK 29.34	\$ 13,647.62	\$ 17,327.47
	MUELLER			

Schedule H, Line 4I - Schedule of Assets (Held at End of Year)

(a) Party in Interest	(b) Security Name	(c) Security Type & Share Quantity	(d) ERISA Cost	(e) Current Value
	NEUBERGER BERMAN FUNDS LG CAP VALUE TRUST	MUTUAL FUNDS 3,024.07	\$ 130,549.02	\$ 134,116.96
	NEUBERGER BERMAN INC COM	COMMON STOCK 6,178.12	\$ 19,337.50	\$ 30,999.70
	NEUBERGER BERMAN NXT GEN CON F COMMON STOCK	COMMON STOCK 100.00	\$ 909.50	\$ 972.99
	NEUROBO PHARMA COM	COMMON STOCK 12,000.00	\$ 8,610.00	\$ 11,524.00
	NEUROBO PHARMA CVR	COMMON STOCK 39.00	\$	\$
	NEUROCRINE BIOSCIENCES INC COM	COMMON STOCK 151.00	\$ 18,035.44	\$ 14,535.52
	NEUROMETRIX INC COM	COMMON STOCK 100.00	\$ 149.00	\$ 502.00
	NEVADA VANADIU COM	COMMON STOCK 254.00	\$	\$
	NEW AMERICA HIGH INCOME FUND COM NEW	COMMON STOCK 2,453.89	\$ 16,195.65	\$ 22,270.32
	NEW CONCEPT ENERGY INC COM	COMMON STOCK 35,125.00	\$ 38,286.25	\$ 83,507.50
	NEW DRAGON ASIA CORP COM CL A DELISTED	COMMON STOCK 1,023,360.00	\$	\$
	NEW ENERGY SYS GROUP COM DELISTED	COMMON STOCK 300.00	\$	\$
	NEW FORTRESS ENERGY INC COM CL A	COMMON STOCK 301.68	\$ 12,797.27	\$ 11,176.29
	NEW FOUND GOLD CORP COM	COMMON STOCK 3,000.00	\$ 12,120.00	\$ 16,179.10
	NEW GENERATION BIOFUELS HLDG COM DELISTED	COMMON STOCK 5,000.00	\$	\$
	NEW GOLD INC COM	COMMON STOCK 97,758.00	\$ 95,802.84	\$ 141,794.79
	NEW JERSEY RESOURCES CORP COM	COMMON STOCK 2,172.49	\$ 107,798.71	\$ 91,614.06
	NEW JERSEY ST EDL FACS AUTH RE REF BDS REV	BONDS 5.00	\$ 5,295.59	\$ 5,792.48
	NEW LEAF BRANDS INC COM DELISTED	COMMON STOCK 2,000.00	\$	\$
	NEW MOUNTAIN FINANCE CORP COM	COMMON STOCK 11,664.86	\$ 144,294.23	\$ 159,323.82
	NEW ORIENTAL EDUCATION AND TEC ADR SPONSORED	COMMON STOCK 415.00	\$ 14,450.30	\$ 461.38
	NEW PAC METALS CORP COM	COMMON STOCK 14,821.00	\$ 33,347.25	\$ 43,455.05
	NEW RELIC INC COM	COMMON STOCK 95.00	\$ 5,362.75	\$ 10,229.72
	NEW WORLD GOLD CORPORATION COM	COMMON STOCK 50,000.00	\$ 5.00	\$ 5.00
	NEW YORK COMMUNITY BANCORP INC COM	COMMON STOCK 28,378.87	\$ 244,058.27	\$ 321,291.15
	NEW YORK COMMUNITY BANK CD	CASH 215.00	\$ 214,970.29	\$ 215,000.00
	NEW YORK MORTGAGE TRUST INC 7.875% CUM RED PFD SER E *CLBL	PREFERRED STOCK 1,200.00	\$ 21,972.00	\$ 29,965.00
	NEW YORK MORTGAGE TRUST INC 8% SERIS D FXD TO FLOTIG *CLBL	PREFERRED STOCK 800.00	\$ 14,080.00	\$ 20,416.00
	NEW YORK MORTGAGE TRUST INC COM	COMMON STOCK 33,544.72	\$ 85,874.47	\$ 121,341.16
	NEW YORK MORTGAGE TRUST INC SER F FIX FLTNG PFD SHS *CLBL	PREFERRED STOCK 300.00	\$ 5,001.00	\$ 5,911.59
	NEW YORK N Y TAXABLE GO BDS M/W	BONDS 50.00	\$ 44,949.07	\$ 44,611.17
	NEW YORK TIMES CO COM CL A	COMMON STOCK 3,613.40	\$ 117,291.06	\$ 173,829.29
	NEWAGE INC COM	COMMON STOCK 42,645.00	\$ 8.53	\$ 43,909.95
	NEWBURY STREET ACQUISITION COR WARRANT	WARRANTS 1,250.00	\$ 87.50	\$ 56.25
	NEWCREST MINING COM	COMMON STOCK 397.06	\$ 5,519.25	\$ 24.00
	NEWEGG COMMERCE INC COM CL A	COMMON STOCK 1,709.00	\$ 2,238.79	\$ 3,344.96

Schedule H, Line 4I - Schedule of Assets (Held at End of Year)

Schedule H, Line 4I - Schedule of Assets (Held at End of Year)

(a) Party in Interest	(b) Security Name	(c) Security Type & Share Quantity	(d) ERISA Cost	(e) Current Value	
	NIKOLA CORPORATION COM	COMMON STOCK	112,908.00	\$ 243,881.28	\$ 723,566.24
	NINE ENERGY SERVICE INC COM	COMMON STOCK	17,721.00	\$ 257,486.13	\$ 174,468.29
	NINTENDO CO LTD ADR UNSPONSORED	COMMON STOCK	57.20	\$ 595.97	\$ 666.76
	NIO INC ADR	COMMON STOCK	385,596.00	\$ 3,759,561.00	\$ 10,494,311.47
	NISOURCE INC COM	COMMON STOCK	1,747.19	\$ 47,907.92	\$ 48,215.24
	NIU TECHNOLOGIES ADR	COMMON STOCK	350.00	\$ 1,830.50	\$ 5,638.50
	NIVS INTELLIMEDIA TECHN GP INC COM	COMMON STOCK	5,600.00	\$	\$
	NKARTA INC COM	COMMON STOCK	270.00	\$ 1,617.30	\$ 4,206.06
	NL INDUSTRIES INC COM	COMMON STOCK	191.00	\$ 1,300.71	\$ 1,413.40
	NLIGHT INC COM	COMMON STOCK	403.00	\$ 4,086.42	\$ 9,651.85
	NMT MEDICAL INC COM DELISTED	COMMON STOCK	100.00	\$	\$

Schedule H, Line 4I - Schedule of Assets (Held at End of Year)

**(a) Party in
Interest**

Schedule H, Line 4I - Schedule of Assets (Held at End of Year)

**(a) Party in
Interest**

Schedule H, Line 4I - Schedule of Assets (Held at End of Year)

(a) Party in	(b) Security Name	(c) Security Type & Share Quantity	(d) ERISA Cost	(e) Current Value
--------------	-------------------	------------------------------------	----------------	-------------------

Schedule H, Line 4I - Schedule of Assets (Held at End of Year)

(a) Party in Interest	(b) Security Name	(c) Security Type & Share Quantity	(d) ERISA Cost	(e) Current Value
	OBERWEIS FUNDS SM CAP OPP INVESTOR	MUTUAL FUNDS 1,133.24	\$ 21,644.92	\$ 21,238.24
	OBN HOLDINGS INC COM DELISTED	COMMON STOCK 5,000.00	\$	\$
	OBSEVA SA COM	COMMON STOCK 22,300.00	\$ 3,233.50	\$ 44,377.00
	OBSIDIAN ENERGY LTD COM	COMMON STOCK 2,195.00	\$ 14,574.80	\$ 12,219.93
	OCCIDENTAL PETROLEUM CORP COM	COMMON STOCK 19,084.37	\$ 1,202,121.44	\$ 1,001,247.52
	OCCIDENTAL PETROLEUM CORP WARRANT	WARRANTS 2,152.00	\$ 88,726.96	\$ 27,693.22
	OCEAN POWER TECHNOLOGIES INC COM	COMMON STOCK 44,193.00	\$ 19,891.27	\$ 63,780.74
	OCEANAGOLD CORPORATION COM	COMMON STOCK 2,970.00	\$ 5,631.12	\$ 5,138.10
	OCEANEERING INTERNATIONAL INC COM	COMMON STOCK 3,028.00	\$ 52,959.72	\$ 37,561.49
	OCEANFIRST FINANCIAL CORP COM	COMMON STOCK 73.33	\$ 1,558.16	\$ 1,626.47
	OCEANPAL COM	COMMON STOCK 254.00	\$ 281.94	\$
	OCUGEN INC COM	COMMON STOCK 290,033.00	\$ 377,042.90	\$ 1,298,330.88
	OCULAR THERAPEUTIX INC COM	COMMON STOCK \$ 4.00	\$ 21,238.24	

FINANCIAL

Schedule H, Line 4I - Schedule of Assets (Held at End of Year)

(a) Party in Interest	(b) Security Name	(c) Security Type & Share Quantity	(d) ERISA Cost	(e) Current Value
	OLLIES BARGAIN OUTLET HLDGS IN COM	COMMON STOCK 94.00	\$ 4,402.96	\$ 4,962.01
	OLO INC COM CL A	COMMON STOCK 652.00	\$ 4,075.00	\$ 12,925.61
	OLYMPIC STEEL			

Schedule H, Line 4I - Schedule of Assets (Held at End of Year)

(a) Party in Interest	(b) Security Name	(c) Security Type & Share Quantity	(d) ERISA Cost	(e) Current Value
	OPKO HEALTH INC COM	COMMON STOCK 23,394.00	\$ 29,242.50	\$ 110,689.94
	OPPENHEIMER HOLDINGS INC COM CL A	COMMON STOCK 200.00	\$ 8,466.00	\$ 7,571.20
	OPPI INC COM CL A	COMMON STOCK 2,141.00	\$ 4,389.05	\$ 8,719.18
	OPTIMUMBANK HOLDINGS INC COM	COMMON STOCK 3,000.00	\$ 12,270.00	\$ 11,790.00
	OPTINOSE INC COM	COMMON STOCK 8,361.00	\$ 15,467.85	\$ 28,924.42
	OPTION CARE HEALTH INC COM	COMMON STOCK 422.00	\$ 12,697.98	\$ 12,001.68
	OPTIONS MEDIA GROU COM	COMMON STOCK 10,000.00	\$	\$
	ORACLE COMMODITY HOLDING CORP COM	COMMON STOCK 508.00	\$	\$
	ORACLE CORP COM	COMMON STOCK 14,813.74	\$ 1,210,873.64	\$ 1,273,948.57
	ORACLE CORP NOTE M/W CLBL	BONDS 5.00	\$ 4,110.20	\$ 5,289.62
	ORAGENICS INC 1:60	BONDS 100.00	\$ 226,107.00	\$ 226,107.00

Schedule H, Line 4I - Schedule of Assets (Held at End of Year)

(a) Party in

Interest	(b) Security Name	(c) Security Type & Share Quantity	(d) ERISA Cost	(e) Current Value
	ORRSTOWN FINL SVCS COM	COMMON STOCK 35.25	\$ 816.44	\$ 846.08
	ORTHOFIX MEDICAL INC COM	COMMON STOCK 3.00	\$ 61.59	\$ 93.27
	ORYON TECHNOLOGIES INC COM	COMMON STOCK 5,000.00		

Schedule H, Line 4I - Schedule of Assets (Held at End of Year)

**(a) Party in
Interest**

Schedule H, Line 4I - Schedule of Assets (Held at End of Year)

(a) Party in Interest	(b) Security Name	(c) Security Type & Share Quantity	(d) ERISA Cost	(e) Current Value
	PG&E CORP COM	COMMON STOCK 25,666.00	\$ 417,329.16	\$ 311,707.57
	PGIM FUNDS FLOATING RATE INCOME A	MUTUAL FUNDS 1,646.65	\$ 14,391.70	\$ 15,840.02
	PGIM FUNDS FLOATING RATE INCOME Z	MUTUAL FUNDS 4,427.53	\$ 38,740.84	\$ 42,586.52
	PGIM FUNDS HIGH YIELD Z	MUTUAL FUNDS 43,283.56	\$ 196,940.17	\$ 236,123.81
	PGIM FUNDS JENNISON FOCUSED GROWTH Z	MUTUAL FUNDS 498.45	\$ 7,446.78	\$ 12,525.95
	PGIM FUNDS JENNISON GLOBAL OPPS C	MUTUAL FUNDS 425.81	\$ 10,453.64	\$ 17,488.02
	PGIM FUNDS JENNISON GROWTH Z	MUTUAL FUNDS 1,523.87	\$ 62,097.30	\$ 101,133.78
	PGIM FUNDS JENNISON INTL OPP A	MUTUAL		

Schedule H, Line 4I - Schedule of Assets (Held at End of Year)

(a) Party in Interest	(b) Security Name	(c) Security Type & Share Quantity	(d) ERISA Cost	(e) Current Value
	PIEDMONT OFFICE REALTY TRUST I COM USD0.01 CL A	COMMON STOCK 250.00	\$ 2,292.50	\$ 3,124.98
	PIERCE CNTY WASH SCH DIST NO 3 ULT TAX GO BDS	BONDS 40.00	\$ 37,954.98	\$ 40,679.26
	PIERIS PHARMACEUTICALS INC COM	COMMON STOCK 5,145.00	\$ 5,350.80	\$ 14,154.52
	PILGRIMS PRIDE CORP COM	COMMON STOCK 825.25	\$ 19,583.06	\$ 22,610.60
	PIMCO CORPORATE & INCOME OPP F COM	COMMON STOCK 8,232.64	\$ 98,874.05	\$ 122,801.55
	PIMCO DYNAMIC INCOME FD SHS	COMMON STOCK 16,790.67	\$ 310,291.58	\$ 411,521.43
	PIMCO DYNAMIC INCOME OPP FD COM BEN SHS	COMMON STOCK 3,153.62	\$ 40,271.75	\$ 49,831.69
	PIMCO EQUITY SERIES RAE US SM INST	MUTUAL FUNDS 490.64	\$ 3,993.83	\$ 4,553.45
	PIMCO EQUITY SERIES RAFI DYN EMERG ETF	COMMON STOCK 1,935.00	\$ 33,618.88	\$ 39,379.00
	PIMCO EQUITY SERIES RAFI DYN ML US ETF	COMMON STOCK 2,682.00	\$ 102,226.04	\$ 110,880.05
	PIMCO EQUITY SERIES RAFI DYN MULTI ETF	COMMON STOCK 7,962.00	\$ 204,145.68	\$ 234,204.62
	PIMCO ETF TRUST 15+ YR US TIPS ETF	COMMON STOCK 1,424.14	\$ 82,941.45	\$ 126,116.76
	PIMCO ETF TRUST 25YR+ ZERO U S ETF	COMMON STOCK 1,620.00	\$ 141,458.40	\$ 156,229.40
	PIMCO ETF TRUST ACTIVE BD ETF	COMMON STOCK 63.54	\$ 5,749.01	\$ 6,927.40
	PIMCO ETF TRUST ENHAN SHRT MA AC ETF	COMMON STOCK 495.53	\$ 48,883.15	\$ 50,322.05
	PIMCO FUNDS COM	COMMON STOCK 1,532.80	\$ 18,163.60	\$ 25,690.85
	PIMCO GLOBAL STOCKSPLS COM	COMMON STOCK 1,300.00	\$ 9,009.00	\$ 13,603.99
	PIMCO HIGH INCOME FUND COM SHS	COMMON STOCK 5,249.87	\$ 24,831.91	\$ 30,244.00
	PIMCO INCOME STRATEGY FUND COM	COMMON STOCK 6,547.68	\$ 53,101.73	\$ 67,114.18
	PIMCO INCOME STRATEGY FUND II COM	COMMON STOCK 11,502.59	\$ 81,323.30	\$ 102,042.28
	PIMCO INVESTMENTS ALL ASSET A	MUTUAL FUNDS 3,658.71	\$ 38,489.59	\$ 46,758.26
	PIMCO INVESTMENTS ALL ASSET ALL AUTHORITY INST	MUTUAL FUNDS 596.02	\$ 3,784.73	\$ 4,841.36
	PIMCO INVESTMENTS COMMODITIESPLUS STRAT I2	MUTUAL FUNDS 5,927.09	\$ 40,126.39	\$ 46,470.82
	PIMCO INVESTMENTS COMMODITYREALRET STRAT A	MUTUAL FUNDS 4,816.82	\$ 22,350.03	\$ 32,081.51
	PIMCO INVESTMENTS COMMODITYREALRET STRAT I2	MUTUAL FUNDS 5,394.41	\$ 26,216.85	\$ 34,673.20
	PIMCO INVESTMENTS COMMODITYREALRET STRAT INST	MUTUAL FUNDS 28,564.55	\$ 139,680.65	\$ 156,988.25
	PIMCO INVESTMENTS DYNAMIC BOND A	MUTUAL FUNDS 2,205.01	\$ 20,925.50	\$ 23,360.10
	PIMCO INVESTMENTS EMRG LOCAL BOND A	MUTUAL FUNDS 11,763.97	\$ 64,701.81	\$ 64,655.53
	PIMCO INVESTMENTS EXTENDED DURATION INST	MUTUAL FUNDS 2,333.03	\$ 8,818.86	\$ 15,001.63
	PIMCO INVESTMENTS HIGH YIELD I2	MUTUAL FUNDS 4,969.75	\$ 37,322.85	\$ 44,487.03
	PIMCO INVESTMENTS HIGH YIELD SPECTRUM I2	MUTUAL FUNDS 224.03	\$ 1,879.62	\$ 2,221.96
	PIMCO INVESTMENTS INCOME A	MUTUAL FUNDS 191,157.84	\$ 1,978,483.51	\$ 2,267,893.65
	PIMCO INVESTMENTS INCOME ADMIN	MUTUAL FUNDS 10,306.81	\$ 106,675.47	\$ 122,326.86
	PIMCO INVESTMENTS INCOME I2	MUTUAL FUNDS 12,357.46	\$ 127,899.77	\$ 146,645.81
	PIMCO INVESTMENTS INCOME INST	MUTUAL FUNDS 79,926.00	\$ 827,234.11	\$ 918,608.07
	PIMCO INVESTMENTS INCOME R	MUTUAL FUNDS 9,969.97	\$ 103,189.25	\$ 118,371.21

Schedule H, Line 4I - Schedule of Assets (Held at End of Year)

(a) Party in Interest	(b) Security Name	(c) Security Type & Share Quantity	(d) ERISA Cost	(e) Current Value
	PIMCO INVESTMENTS INTL BOND (US DOLLAR HEDGED) A	MUTUAL FUNDS 25,194.76	\$ 234,311.28	\$ 269,905.50
	PIMCO INVESTMENTS INTL BOND (US DOLLAR HEDGED) I	MUTUAL FUNDS 7,271.40	\$ 67,624.06	\$ 76,912.18
	PIMCO INVESTMENTS INTL BOND (US DOLLAR HEDGED) R	MUTUAL FUNDS 10,999.05	\$ 102,291.16	\$ 117,725.15
	PIMCO INVESTMENTS INVMT GRADE CREDIT BOND 12	MUTUAL FUNDS 2,939.60	\$ 25,368.71	

Schedule H, Line 4I - Schedule of Assets (Held at End of Year)

(a) Party in	(b) Security Name	(c) Security Type & Share Quantity	(d) ERISA Cost	(e) Current Value
Interest	PIPER SANDLER COMPANIES COM			

Schedule H, Line 4I - Schedule of Assets (Held at End of Year)

(a) Party in Interest	(b) Security Name	(c) Security Type & Share Quantity	(d) ERISA Cost	(e) Current Value
	POLESTAR AUTOMOTIVE HOLDING UK ADR	COMMON STOCK 46,905.00	\$ 249,065.55	\$ 42,899.14
	POLISHED INC COM	COMMON STOCK 45,051.00	\$ 26,025.96	\$ 81,184.83
	POLYMET MINING CP COM	COMMON STOCK 21,684.00	\$ 57,462.60	\$ 65,992.15
	POLYPID LTD COM	COMMON STOCK 10,997.00	\$ 7,670.41	\$ 11,729.20
	POOL CORPORATION COM	COMMON STOCK 66.09	\$ 19,981.59	\$ 31,000.64
	POP CULTURE GROUP CO COM CL A	COMMON STOCK 701.00	\$ 547.06	\$ 2,544.63
	POPE & TALBOT INC COM	COMMON STOCK 2,080.00	\$ 0.21	\$
	POPPY BK SANTA ROSA CALIF CD CL A	COMMON STOCK 301.00	\$ 301,188.88	\$ 301,000.00
	POPULAR INC COM	COMMON STOCK 100.00	\$ 6,632.00	\$ 8,204.00
	PORCH GROUP INC COM	COMMON STOCK 6,150.00	\$ 11,562.00	\$ 16,167.22
	PORTILLOS INC COM CL A	COMMON STOCK 3,925.00	\$ 64,056.00	\$ 115,953.44
	PORTLAND GENERAL ELECTRIC CO COM	COMMON STOCK 1,426.00	\$ 69,874.00	\$ 76,233.05
	PORTMAN RIDGE FINANCE CORP COM NEW	COMMON STOCK 8,684.63	\$ 199,746.47	\$ 213,726.32
	POSCO HOLDINGS INC ADR SPONSORED	COMMON STOCK 262.73	\$ 14,310.63	\$ 15,288.04
	POSEIDA THERAPETUICS INC COM	COMMON STOCK 46.00	\$ 243.80	\$ 280.71
	POSHMARK INC CSH MRG \$17.90/SH 1/6/23	COMMON STOCK 1,320.00	\$ 23,601.60	\$ 22,443.43
	POST HLDGS PARTNERING CORP COM	COMMON STOCK 495.00	\$ 4,915.35	\$ 4,851.00
	POST HLDGS PARTNERING CORP UNIT \$1 COM SER A 0.03 WT E	COMMON STOCK 190.00	\$ 1,910.79	\$ 1,900.00
	POST HLDGS PARTNERING CORP WARRANT	WARRANTS 165.00	\$ 13.20	\$ 140.25
	POSTAL REALTY TRUST			

Schedule H, Line 4I - Schedule of Assets (Held at End of Year)

(a) Party in Interest	(b) Security Name	(c) Security Type & Share Quantity	(d) ERISA Cost	(e) Current Value
	PRAXIS PRECISION MEDICINES INC COM	COMMON STOCK 2,001.00	\$ 4,762.38	\$ 4,922.38
	PRECIGEN INC COM	COMMON STOCK 1,886.00	\$ 2,866.72	\$ 5,106.66
	PRECIPIO INC COM	COMMON STOCK 14,000.00	\$ 7,719.60	\$ 17,537.72
	PRECISION BIOSCIENCES INC COM	COMMON STOCK 13,179.00	\$ 15,683.01	\$ 48,463.46
	PRECISION DRILLING CORPORATION COM	COMMON STOCK 197.00	\$ 15,109.90	\$ 11,434.72
	PREDICTIVE ONCOLOGY INC COM	COMMON STOCK 41,048.00	\$ 12,585.32	\$ 39,073.59
	PREMIER HLDG CORP COM	COMMON STOCK 7,000.00	\$ 0.70	\$
	PREMIER INFORMATION MANAGEME COM	COMMON STOCK 1,500.00	\$ 20.40	\$ 67.50
	PREMIUM ENERGY CORP COM	COMMON STOCK 196.00	\$	\$
	PRESIDIO PPTY TR INC COM CLASS A	COMMON STOCK 1,200.00	\$ 1,140.00	\$ 4,720.57
	PRESIDIO PPTY TR INC CUM RED PERP PFD SER D 9 *CLBL	PREFERRED STOCK 3,750.00	\$ 67,800.00	\$ 84,607.46
	PRESIDIO PPTY TR INC WARRANT	WARRANTS 1,200.00	\$ 66.00	\$
	PRESTO AUTOMATION INC COM	COMMON STOCK 600.00	\$ 1,374.00	\$ 1,231.95
	PRESTO AUTOMATION INC WARRANT	WARRANTS 5,200.00	\$ 218.92	\$ 756.50
	PRICE T ROWE GROUPS COM	COMMON STOCK 3,033.42	\$ 330,824.89	\$ 501,762.34
	PRIMCO MGMT INC COM	COMMON STOCK 1,004.00	\$	\$
	PRIMECAP ODYSSEY FUNDS ODYSSEY AGGRESSIVE GROWTH INV	MUTUAL FUNDS 10,801.11	\$ 391,540.49	\$ 553,589.07
	PRIMECAP ODYSSEY FUNDS ODYSSEY GROWTH INVESTOR	MUTUAL FUNDS 36,129.54	\$ 1,216,842.71	\$ 1,557,692.35
	PRIMECAP ODYSSEY FUNDS ODYSSEY STOCK INVESTOR	MUTUAL FUNDS 2,165.87	\$ 69,134.31	\$ 85,042.32
	PRIMERICA INC COM	COMMON STOCK 1,479.56	\$ 209,830.77	\$ 225,433.40
	PRIMO WATER CORPORATION COM	COMMON STOCK 600.00	\$ 9,324.00	\$ 10,578.00
	PRIMORIS SERVICES CORPORATION COM	COMMON STOCK 50.76	\$ 1,113.67	\$ 1,216.20
	PRINCIPAL EXCHANGE TRADED			

Schedule H, Line 4I - Schedule of Assets (Held at End of Year)

(a) Party in Interest	(b) Security Name	(c) Security Type & Share Quantity	(d) ERISA Cost	(e) Current Value
	PRIVETERRA ACQUISITION CORP WARRANT	WARRANTS 10,000.00	\$ 456.00	\$ 411.00
	PROASSURANCE CORP COM	COMMON STOCK 6.00	\$ 104.82	\$ 151.80
	PROCEPT BIOROBOTICS CORP COM	COMMON STOCK 164.00	\$ 6,812.56	\$ 5,944.75
	PROCORE TECHNOLOGIES INC COM	COMMON STOCK 65.00	\$ 3,066.70	\$ 4,411.65
	PROCTER & GAMBLE CO COM	COMMON STOCK 16,658.62	\$ 2,524,774.54	\$ 2,666,640.91
	PROCURE ETF TRUST II SPACE ETF	COMMON STOCK 2,100.64	\$ 40,941.26	\$ 56,681.68
	PROFESSIONALLY MGD PORT AKRE FOCUS INSTL	MUTUAL FUNDS 3,343.45	\$ 160,719.83	\$ 198,126.54
	PROFESSIONALLY MGD PORT AKRE FOCUS RETAIL CL	MUTUAL FUNDS 19,519.51	\$ 904,533.21	\$ 1,230,834.00
	PROFESSIONALLY MGD PORT HODGES FUND	MUTUAL FUNDS 2,833.47	\$ 135,269.81	\$ 173,672.52
	PROFESSIONALLY MGD PORT HODGES SMALL CAP FD	MUTUAL FUNDS 570.10	\$ 10,415.76	\$ 12,471.80
	PROFESSIONALLY MGD PORT OSTERWEIS STRATEGIC INC FD	MUTUAL FUNDS 17,498.10	\$ 180,755.41	\$ 197,018.10
	PROFILE SOLUTIONS INC COM	COMMON STOCK 105.00	\$	\$ 0.01
	PROFITABLE DEVS IN COM	COMMON STOCK 127.00	\$ 0.05	\$ 0.29
	PROFRAC HLDG CORP COM	COMMON STOCK 913.00	\$ 23,007.60	\$ 14,242.53
	PROFUNDS BITCOIN STRAT INVESTOR	MUTUAL FUNDS 245.30	\$ 2,416.19	\$ 4,637.72
	PROFUNDS CONSUMER SVC ULTRASECTOR INV	MUTUAL FUNDS 321.15	\$ 12,149.18	\$ 22,194.81
	PROFUNDS INTERNET ULTRASECTOR INVESTOR	MUTUAL FUNDS 14.69	\$ 327.97	\$ 892.07
	PROFUNDS INTERNET ULTRASECTOR SERVICE	MUTUAL FUNDS 845.57	\$ 12,260.79	\$ 19,000.00
	PROFUNDS OIL EQPMNT & SVCS ULTRASEC SVC	MUTUAL		

Schedule H, Line 4I - Schedule of Assets (Held at End of Year)

(a) Party in Interest	(b) Security Name	(c) Security Type & Share Quantity	(d) ERISA Cost	(e) Current Value
	PROS HOLDINGS INC COM	COMMON STOCK 118.00	\$ 2,862.68	\$ 3,020.82
	PROSHARES TRUST BITCOIN STRATEGY ETF	COMMON STOCK 45,564.00	\$ 475,232.52	\$ 1,032,479.37
	PROSHARES TRUST HGH YLD INT RATE ETF	COMMON STOCK 208.00	\$ 12,146.16	\$ 13,052.00
	PROSHARES TRUST INFLATN EXPECTNS ETF	COMMON STOCK 1,010.45	\$ 33,304.47	\$ 31,344.17
	PROSHARES TRUST K1 FRE CRD OIL ETF	COMMON STOCK 6,274.00	\$ 281,200.68	\$ 293,247.18
	PROSHARES TRUST LARGE CAP CRE ETF	COMMON STOCK 117.00	\$ 5,254.47	\$ 6,080.95
	PROSHARES TRUST METAVERSE ETF	COMMON STOCK 1.00	\$ 28.17	\$ 32.11
	PROSHARES TRUST MSCI TRANSFORMATIONAL CHANG	COMMON STOCK 200.00	\$ 6,275.72	\$ 9,009.88
	PROSHARES TRUST PET CARE ETF	COMMON STOCK 209.08	\$ 9,848.48	\$ 16,518.84
	PROSHARES TRUST PRIV EQTY LSTD ETF	COMMON STOCK 100.00	\$ 2,612.74	\$ 3,268.00
	PROSHARES TRUST PSHS CONSMR SVCS ETF	COMMON STOCK 4.01	\$ 88.98	\$ 104.05
	PROSHARES TRUST PSHS SH MSCI EAF ETF	COMMON STOCK 50.00	\$ 1,000.00	\$ 985.59
	PROSHARES TRUST PSHS SH MSCI EMR ETF	COMMON STOCK 73.00	\$ 1,115.44	\$ 928.56
	PROSHARES TRUST PSHS SHORT DOW30 ETF	COMMON STOCK 1,055.00	\$ 35,163.15	\$ 35,030.37
	PROSHARES TRUST PSHS SHTFINL ETF	COMMON STOCK 5,405.56	\$ 70,164.10	\$ 69,361.58
	PROSHARES TRUST PSHS UL DOW30 NEW ETF	COMMON STOCK 7,789.10	\$ 336,566.97	\$ 44,465.64
	PROSHARES TRUST PSHS ULSHT 7 10Y ETF	COMMON STOCK 75.00	\$ 1,670.63	\$ / ° OTD@0037TT4
	PROSHARES TRUST			

Schedule H, Line 4I - Schedule of Assets (Held at End of Year)**(a) Party in**

Interest	(b) Security Name	(c) Security Type & Share Quantity	(d) ERISA Cost	(e) Current Value
	PROSHARES TRUST SHRT HGH YIELD ETF	COMMON STOCK 1,390.64	\$ 26,422.18	\$ 25,877.98
	PROSHARES TRUST SHRT RL EST FD ETF	COMMON STOCK 175.36	\$ 3,570.33	\$ 3,508.25
	PROSHARES TRUST SHRT RUSSELL2000 ETF	COMMON STOCK 3,499.39	\$ 86,084.92	\$ 86,242.26
	PROSHARES TRUST SHT 7 10 YR TR ETF	COMMON STOCK 3,320.00	\$ 95,118.00	

Schedule H, Line 4I - Schedule of Assets (Held at End of Year)

(a) Party in

Interest	(b) Security Name	(c) Security Type & Share Quantity	(d) ERISA Cost	(e) Current Value
	PROSPECTOR CAPITAL CORP COM CL A	COMMON STOCK 957.00	\$ 9,522.15	\$ 9,321.18
	PROSPECTOR CAPITAL CORP WARRANT	WARRANTS 3,319.00	\$ 56.75	\$ 1,887.30
	PROSPERITY BANCSHARES INC COM	COMMON STOCK 99.31	\$ 7,218.14	\$ 7,172.98
	PROSTAR HOLDINGS INC COM	COMMON STOCK 470.00	\$ 77.55	\$ 173.90
	PROTAGENIC			

Schedule H, Line 4I - Schedule of Assets (Held at End of Year)

(a) Party in Interest	(b) Security Name	(c) Security Type & Share Quantity	(d) ERISA Cost	(e) Current Value
	PUTNAM FUNDS GROWTH OPP A	MUTUAL FUNDS 32.43	\$ 1,231.98	\$ 1,893.10
	PUTNAM FUNDS SUSTAINABLE RETIRE MATURITY A	MUTUAL FUNDS 26.60	\$ 399.52	\$ 421.37
	PUTNAM FUNDS ULTRA SHORT DURATION INCOME A	MUTUAL FUNDS 13,639.01	\$ 136,253.62	\$ 136,968.36
	PUTNAM MASTER INT SH BEN INT	COMMON STOCK 5,393.35	\$ 17,258.73	\$ 21,173.61
	PUTNAM MUN OPPORTUNITIES TR SH BEN INT	COMMON STOCK 325.00	\$ 3,526.25	\$ 4,680.00
	PUXIN LIMITED ADR	COMMON STOCK 220.00	\$ 2.46	\$ 216.00
	PVH CORPORATION COM	COMMON STOCK 37.07	\$ 2,616.70	\$ 2,692.54
	PYROGENESIS CANADA INC COM	COMMON STOCK 10.00	\$ 7.54	

Schedule H, Line 4I - Schedule of Assets (Held at End of Year)

(a) Party in Interest	(b) Security Name	(c) Security Type & Share Quantity	(d) ERISA Cost	(e) Current Value
	QUICKSILVER RESOURCES INC COM DELISTED	COMMON STOCK 46,235.00	\$	\$
	QUICKSTEP HOLDINGS LTD COM	COMMON STOCK 1,000.00	\$5.90	\$0.40
	QUIDELORTHO CORP COM	COMMON STOCK 714.00	\$61,168.38	\$259.85

Schedule H, Line 4I - Schedule of Assets (Held at End of Year)

**(a) Party in
Interest**

Schedule H, Line 4I - Schedule of Assets (Held at End of Year)

(a) Party in Interest	(b) Security Name	(c) Security Type & Share Quantity	(d) ERISA Cost	(e) Current Value
	REDHAWK HOLDINGS CORP COM	COMMON STOCK 10,000.00	\$ 1.00	\$ 30.00
	REDHILL BIOPHARMA LTD ADR	COMMON STOCK 3,545.00	\$ 497.36	\$ 6,750.39
	REDIFF.COM INDIA ADR	COMMON STOCK 315.00	\$ 0.03	\$
	REDWIRE CORP COM	COMMON STOCK 4,512.00	\$ 8,933.76	\$ 28,264.84
	REDWOOD TRUST INC COM STK USD0.01	COMMON STOCK 7,252.38	\$ 49,026.12	\$ 91,284.31
	REE AUTOMOTIVE LTD COM CL A	COMMON STOCK 421.00	\$ 163.64	\$ 2,263.56
	REEDS INC 1:50 R/S 1/17/2023 758338305	COMMON STOCK 4,831.00	\$ 337.20	\$ 1,732.88
	REGEN BIOPHARMA INC COM	COMMON STOCK 1.00	\$ 0.00	\$ 0.01
	REGENCELL BIOSCIENCE HLDGS COM	COMMON STOCK 1,000.00	\$ 27,200.00	\$ 34,128.10
	REGENERON PHARMACEUTICALS INC COM	COMMON STOCK 557.00	\$ 401,869.93	\$ 352,894.47
	REGENXBIO INC COM	COMMON STOCK 37.00	\$ 839.16	\$ 1,025.50
	REGIONAL MGMT CORP COM	COMMON STOCK 1.00	\$ 28.08	\$ 57.46
	REGIONS FINANCIAL CORP COM	COMMON STOCK 2,649.86	\$ 57,130.92	\$ 57,604.37
	REGIS CORP COM	COMMON STOCK 46.00	\$ 56.12	\$ 80.04
	REGULUS THERAPEUTICS INC COM	COMMON STOCK 4,697.00	\$ 6,434.89	\$
	REINSURANCE GROUP OF AMERICA COM	COMMON STOCK 15.00	\$ 2,131.35	\$ 2,143.95
	REKOR SYSTEMS INC COM	COMMON STOCK 1,713.00	\$ 2,055.60	\$ 11,220.15
	RELAY THERAPEUTICS INC COM	COMMON STOCK 126.00	\$ 1,882.44	\$ 3,195.67
	RELIANCE GLOBAL GROUP INC 1:15 R/S 2/23/23 75946W306	COMMON STOCK 15,000.00	\$ 8,518.50	\$ 47,360.55
	RELIANCE GLOBAL GROUP INC WARRANT	WARRANTS 1,000.00	\$ 70.00	\$ 1,029.00
	RELIANCE STEEL & ALUMINIUM COM	COMMON STOCK 208.17	\$ 42,141.33	\$ 38,038.75
	RELMADA THERAPEUTICS INC COM	COMMON STOCK 50.00	\$ 174.50	\$ 249.36
	REMARK HOLDINGS INC COM	COMMON STOCK 1,262.00	\$ 1,388.20	\$
	REMITLY GLOBAL INC COM	COMMON STOCK 360.00	\$ 4,122.00	\$ 7,423.20
	RENAISSANCE CAP GREENWICH FUND IPO ETF	COMMON STOCK 209.00	\$ 5,166.48	\$ 12,044.45
	RENAISSANCERE HOLDINGS LTD COM	COMMON STOCK 150.01	\$ 27,636.34	\$ 23,120.98
	RENALYTIX PLC ADR SPONSORED	COMMON STOCK 205.00	\$ 383.35	\$ 1,139.04
	RENEW ENERGY GLOBAL COM	COMMON STOCK 430.00	\$ 2,365.00	\$ 3,236.09
	RENEWABLE CORP COM	COMMON STOCK 6.00	\$ 0.00	\$ 0.00
	RENOVACOR INC 1:1 EXC 12/1/22 77313F114	WARRANTS 1,000.00	\$ 71.00	\$ 570.20
	RENOVARE ENVIRONMENTAL INC COM	COMMON STOCK 10,710.00	\$ 11.78	\$ 7,507.71
	RENOVORX INC COM	COMMON STOCK 1,025.00	\$ 2,408.75	\$ 4,523.10
	RENREN INC ADR	COMMON STOCK 5.00	\$ 8.00	\$ 73.40
	RENT THE RUNWAY INC COM CL A	COMMON STOCK 2,010.00	\$ 6,130.50	\$ 10,461.30
	RENTECH INC COM	COMMON STOCK 2,292.00	\$	\$
	RENTECH NITROGEN PARTNERS LP ESCROW	COMMON STOCK 1,352.94	\$	\$

Schedule H, Line 4I - Schedule of Assets (Held at End of Year)

(a) Party in

Interest (b) Security Name

(c) Security Type & CFM Term Quant 6

Schedule H, Line 4I - Schedule of Assets (Held at End of Year)

(a) Party in Interest	(b) Security Name	(c) Security Type & Share Quantity	(d) ERISA Cost	(e) Current Value
	RH COM	COMMON STOCK 377.00	\$ 100,730.63	\$ 196,476.88
	RHYTHM PHARMACEUTICALS INC COM	COMMON STOCK 500.00	\$ 14,560.00	\$ 6,208.09
	RIBBON COMMUNICATIONS INC COM	COMMON STOCK 13,325.00	\$ 37,176.75	\$ 80,616.25
	RICEBRAN TECHNOLOGIES COM	COMMON STOCK 10.00	\$ 7.45	\$
	RICHARDSON ELECTRONICS COM	COMMON STOCK 282.16	\$ 6,018.47	\$ 3,626.02
	RIGEL PHARMACEUTICALS INC COM	COMMON STOCK 16,836.00	\$ 25,254.00	\$ 36,861.25
	RIGETTI COMPUTING INC COM	COMMON STOCK 30,630.00	\$ 22,335.40	\$ 65,520.66
	RIGETTI COMPUTING INC WARRANT	WARRANTS 260.00	\$ 21.06	

Schedule H, Line 4I - Schedule of Assets (Held at End of Year)

(a) Party in Interest	(b) Security Name	(c) Security Type & Share Quantity	(d) ERISA Cost	(e) Current Value
	ROAN HOLDINGS GROUP CO LTD COM	COMMON STOCK 250.00	\$ 10.00	\$ 40.00
	ROBECO BOSTON PART SM CAP VAL II INV	MUTUAL FUNDS 5,813.75	\$ 138,541.76	\$ 164,299.61
	ROBECO BOSTON PARTNERS ALL CAP VAL	MUTUAL FUNDS 68,404.25	\$ 2,039,815.06	\$ 2,252,878.83
	ROBERT HALF INTERNATIONAL INC COM	COMMON STOCK 406.27	\$ 29,995.14	\$ 43,569.69
	ROBINHOOD MARKETS INC COM CL A	COMMON STOCK 28,141.00	\$ 229,067.74	\$ 409,013.78
	ROBLOX CORP COM CL A	COMMON STOCK 23,053.00	\$ 656,088.38	\$ 1,911,038.30
	ROCHE HOLDINGS AG ADR SPONSORED	COMMON STOCK 75.00	\$ 2,936.25	\$ 3,876.75
	ROCKET COMPANIES INC COM CL A	COMMON STOCK 12,044.94	\$ 84,314.41	\$ 154,034.16
	ROCKET LAB USA INC COM	COMMON STOCK 315,788.00	\$ 1,190,520.76	\$ 2,133,598.54
	ROCKET PHARMACEUTICALS INC COM	COMMON STOCK 30.00	\$ 587.10	\$ 578.30
	ROCKWELL AUTOMATION INC COM	COMMON STOCK 214.01	\$ 55,121.27	\$ 66,949.56
	ROCKWELL MEDICAL INC COM	COMMON STOCK 954.00	\$ 968.31	\$
	ROCKY BRANDS INC COM	COMMON STOCK 500.00	\$ 11,810.00	\$ 12,325.00
	ROGERS COMMUNICATIONS INC COM CL B	COMMON STOCK 100.00	\$ 4,684.00	\$ 4,763.00
	ROGERS CORP COM	COMMON STOCK 5.00	\$ 596.70	\$ 504.25
	ROGUE ONE INC COM	COMMON STOCK 55,772.00	\$ 72.50	\$ 1,896.18
	ROIVANT SCIENCES LTD COM	COMMON STOCK 430.00	\$ 3,435.70	\$ 1,858.27
	ROKMASTER RESOURCES CORP COM	COMMON STOCK 1,000.00	\$ 50.40	\$ 274.30
	ROKU INC COM CL A	COMMON STOCK 15,060.00	\$ 612,942.00	\$ 2,450,572.40
	ROLLINS INC COM	COMMON STOCK 948.15	\$ 34,645.47	\$ 32,504.43
	ROOT INC COM CL A	COMMON STOCK 4,281.00	\$ 19,221.69	\$ 8,054.54
	ROPER TECHNOLOGIES INC COM	COMMON STOCK 123.08	\$ 53,183.37	\$ 59,317.24
	ROSE HILL ACQUISITION CORP COM CL A	COMMON STOCK 100.00	\$ 1,032.00	\$ 1,003.95
	ROSETTA GENOMICS LTD COM	COMMON STOCK 223.00	\$ 0.02	\$ 0.02
	ROSS STORES INC COM	COMMON STOCK 2,238.00	\$ 259,764.66	\$ 255,085.81
	ROYAL BANK OF CANADA COM	COMMON STOCK 361.58	\$ 33,995.66	\$ 38,369.89
	ROYAL CARIBBEAN GROUP COM	COMMON STOCK 28,660.60	\$ 1,416,693.61	\$ 1,877,536.16
	ROYAL GOLD INC COM	COMMON STOCK 7,232.15	\$ 815,207.84	\$ 770,778.51
	ROYALE ENERGY INC COM	COMMON STOCK 100.00	\$ 6.60	\$ 4.02
	ROYALTY PHARMA PLC COM	COMMON STOCK 4,275.25	\$ 168,957.84	\$ 170,641.21
	ROYCE FUNDS MICRO CAP SERVICE	MUTUAL FUNDS 13,787.19	\$ 132,219.13	\$ 177,589.02
	ROYCE FUNDS PA MUTUAL SERVICE	MUTUAL FUNDS 7,079.22	\$ 53,518.92	\$ 67,405.94
	ROYCE FUNDS PREMIER INVESTMENT	MUTUAL FUNDS 1,672.66	\$ 16,826.96	\$ 21,294.12
	ROYCE FUNDS SM CAP OPP INVESTMENT	MUTUAL FUNDS 1,546.95	\$ 20,450.64	\$ 25,658.39
	ROYCE FUNDS SM CAP OPP SERVICE	MUTUAL FUNDS 4,477.12	\$ 54,038.84	\$ 67,960.99
	ROYCE FUNDS SM CAP SPECIAL EQTY INVESTMENT	MUTUAL FUNDS 5,399.13	\$ 85,954.17	\$ 101,210.92

Schedule H, Line 4I - Schedule of Assets (Held at End of Year)

(a) Party in	(b) Security Name	(c) Security Type & Share Quantity	(d) ERISA Cost	(e) Current Value
Interest	ROYCE FUNDS SM CAP TOTAL RET ODNVESTMEN	16(PØ)		

Schedule H, Line 4I - Schedule of Assets (Held at End of Year)

**(a) Party in
Interest**

Schedule H, Line 4I - Schedule of Assets (Held at End of Year)

**(a) Party in
Interest**

Schedule H, Line 4I - Schedule of Assets (Held at End of Year)

(a) Party in

Interest	(b) Security Name	(c) Security Type & Share Quantity	(d) ERISA Cost	(e) Current Value
*	SCHWAB FUNDS TAX FREE BOND INVESTOR	MUTUAL FUNDS 26.32	\$ 285.28	\$ 316.76
*	SCHWAB FUNDS TGT 2030 INDEX INST	MUTUAL FUNDS 3,266.14	\$ 41,839.20	\$ 49,145.23
*	SCHWAB FUNDS TGT 2035 INDEX INST	MUTUAL FUNDS 2,937.24	\$ 38,859.72	\$ 45,975.48
*	SCHWAB FUNDS TGT 2040 INDEX INST	MUTUAL FUNDS 10,892.41	\$ 147,701.07	\$ 171,728.96
*	SCHWAB FUNDS TGT 2045 INDEX INST	MUTUAL FUNDS 31.49	\$ 436.78	\$ 539.10
*	SCHWAB FUNDS TGT 2060 INDEX INST	MUTUAL FUNDS 114.89	\$ 1,633.79	\$ 1,762.44
*	SCHWAB FUNDS TGT 2065 INDEX INVESTOR	MUTUAL FUNDS 1,396.13	\$ 12,788.58	\$ 13,175.83
*	SCHWAB FUNDS TOTAL STOCK MKT INDEX SELECT			

Schedule H, Line 4I - Schedule of Assets (Held at End of Year)

(a) Party in Interest	(b) Security Name	(c) Security Type & Share Quantity	(d) ERISA Cost	(e) Current Value
*	SCHWAB STRATEGIC TR US REIT ETF	COMMON STOCK 8,929.85	\$ 172,256.77	\$ 223,104.85
*	SCHWAB STRATEGIC TR US SML CAP ETF	COMMON STOCK 2,816.22	\$ 114,084.71	\$ 141,732.23
*	SCHWAB STRATEGIC TR US TIPS ETF	COMMON STOCK 34,583.75	\$ 1,791,092.78	\$ 2,149,968.83
	SCIENCE APPLICATION INTL CORP COM	COMMON STOCK 132.65	\$ 14,715.31	\$ 11,813.38
	SCIENJOY HOLDING CORPORATION COM	COMMON STOCK 850.00	\$ 1,674.50	\$ 4,828.00
	SCION TECH GROWTH II WARRANT	WARRANTS 4,300.00	\$ 15.48	\$ 174.15
	SCIPLAY CORPORATION COM CL A	COMMON STOCK 27.00	\$ 434.16	\$ 372.06
	SCOPIUS BIOPHARMA INC COM	COMMON STOCK 180.00	\$ 17.55	\$ 294.30
	SCORPIO TANKERS INC COM	COMMON STOCK 1,036.09	\$ 55,710.18	\$ 28,131.35
	SCOTTS MIRACLE GRO COMPANY COM CL A	COMMON STOCK 3,002.09	\$ 145,871.50	\$ 238,102.29
	SCOTTSDALE ARIZ TAXABLE GO BDS M/W	BONDS 50.00	\$ 43,537.24	\$ 42,903.00
	SCPHARMACEUTICALS INC COM	COMMON STOCK 172.00	\$ 1,233.24	\$ 863.44
	SCRIPPS (EW) COMPANY COM CL A	COMMON STOCK 251.18	\$ 3,313.00	\$ 4,860.24
	SCULLY ROYALTY LTD COM	COMMON STOCK 54.29	\$ 418.55	\$ 478.39
	SCULPTOR CAP MGMT INC COM CL A	COMMON STOCK 1,552.09	\$ 13,441.06	\$ 32,710.95
	SCYNEXIS INC COM	COMMON STOCK 3,717.00	\$ 5,798.52	\$ 22,425.10
	SEA LIMITED ADR	COMMON STOCK 2,870.00	\$ 149,326.10	\$ 464,708.40
	SEABOARD CORP DELAWARE COM	COMMON STOCK 2.00	\$ 7,550.42	\$ 7,870.02
	SEABRIDGE GOLD INC COM	COMMON STOCK 40,562.00	\$ 510,269.96	\$ 635,484.06
	SEACHANGE INTERNATIONAL INC COM	COMMON STOCK 199.00	\$ 93.75	\$ 318.40
	SEACOAST BANKING OF FLORIDA COM	COMMON STOCK 400.00	\$ 12,476.00	\$ 14,156.00
	SEAGATE TECHNOLOGY HLDG COM	COMMON STOCK 2,063.99	\$ 108,586.25	\$ 223,783.36
	SEAGEN INC COM	COMMON STOCK 77.00	\$ 9,895.27	\$ 11,454.30
	SEALED AIR CORP COM	COMMON STOCK 2.00	\$ 99.76	\$ 131.02
	SEANERGY MARI HLDG 1:10 R/S 2/16/23 Y73760400	COMMON STOCK 28,141.00	\$ 13,943.87	\$ 26,350.09
	SEARCHLIGHT MINERA COM	COMMON STOCK 67,570.00	\$ 250.01	\$ 641.92
	SEARS CANADA INC COM	COMMON STOCK 4.00	\$	\$ 0.03
	SEARS HOLDINGS CORP BANKRUPTCY 11/1/22	COMMON STOCK 10.00	\$ 1.00	\$ 0.20
	SEASTAR MED HL WARRANT	WARRANTS 4,820.00	\$ 433.80	\$
	SEATECH VENTURES CORP COM	COMMON STOCK 192.00	\$ 6.20	\$ 240.00
	SEAWORLD ENTERTAINMENT INC COM	COMMON STOCK 2.00	\$ 107.02	\$ 129.72
	SEEC INC COM	COMMON STOCK 800.00	\$	\$
	SEELOS THERAPEUTICS INC COM	COMMON STOCK 31,675.00	\$ 21,507.33	\$ 28,359.99
	SEER INC COM CL A	COMMON STOCK 25.00	\$ 145.00	\$ 570.25
	SEFE INC COM	COMMON STOCK 12,000.00	\$	\$
	SEGALL BRYANT & HAMILL INTL SM CAP RETAIL	MUTUAL		

Schedule H, Line 4I - Schedule of Assets (Held at End of Year)

(a) Party in Interest	(b) Security Name	(c) Security Type & Share Quantity	(d) ERISA Cost	(e) Current Value
	SERVICENOW INC COM	COMMON STOCK 1,660.00	\$ 644,528.20	\$ 1,000,441.32
	SES AI CORPORATION COM CL A	COMMON STOCK 57,300.00	\$ 180,495.00	\$ 254,644.56
	SESEN BIO INC COM	COMMON STOCK 34,590.00	\$ 21,082.61	\$ 28,190.85
	SEVEN HILLS RLTY SHS	COMMON STOCK 156.00	\$	\$
	SEVEN HILLS RLTY TR COM USD0.001	COMMON STOCK 154.00	\$ 1,399.86	\$ 1,598.52
	SFL CORPORATION LTD COM	COMMON STOCK 45,481.91	\$ 419,343.19	\$ 378,209.47
	SHAKE SHACK INC COM CL A	COMMON STOCK 1,089.00	\$ 45,226.17	\$ 77,983.81
	SHALLBETTER INDUSTRIES INC COM DELISTED	COMMON STOCK 5,000.00	\$	\$
	SHAPEWAYS HOLDINGS INC COM	COMMON STOCK 2,310.00	\$ 1,256.18	\$ 7,146.09
	SHARECARE INC COM COM CL A	COMMON STOCK 510.00	\$ 816.00	\$ 2,095.50
	SHARPLINK GAMING LTD COM	COMMON STOCK 150.00	\$ 47.07	\$ 397.50
	SHARPS TECHNOLOGY INC COM	COMMON STOCK 1,000.00	\$ 1,210.00	\$ 3,140.00
	SHELL INTL.FIN.BV NOTE M/W CLBL	BONDS 5.00	\$ 4,848.54	\$ 5,323.49
	SHELL PLC ADR SPONSORED	COMMON STOCK 20,909.54	\$ 1,190,797.79	\$ 302,242.42
	SHELTON CAPITAL MANAGEMENT ICON NATURAL RES & INFR INST	MUTUAL FUNDS 1,488.09	\$ 23,943.43	\$ 26,271.64
	SHELTON CAPITAL MANAGEMENT NASDAQ 100 INDEX INVESTOR	MUTUAL FUNDS 4,202.54	\$ 99,221.69	\$ 148,712.52
	SHELTON CAPITAL MANAGEMENT NASDAQ 100 INDEX K	MUTUAL FUNDS 57.68	\$ 1,309.22	\$ 1,997.16
	SHELTON CAPITAL MANAGEMENT S&P SM CAP INDEX INVESTOR	MUTUAL FUNDS 127.30	\$ 2,537.03	\$ 3,284.68
	SHENGDATECH INC COM DELISTED	COMMON STOCK 16,000.00	\$	\$
	SHERWIN WILLIAMS CO COM	COMMON STOCK 344.64	\$ 81,790.09	\$ 116,728.98
	SHIFT TECHNOLOGIES INC COM CL A	COMMON STOCK 17,030.00	\$ 2,535.77	\$ 22,039.68
	SHIFT4 PAYMENTS INC COM CL A	COMMON STOCK 441.00	\$ 24,665.13	\$ 23,008.20
	SHIFTPIXY INC COM	COMMON STOCK 163.00	\$ 3,414.85	\$ 1,197.22
	SHOALSOM COM CL		\$ 23,008.20	

Schedule H, Line 4I - Schedule of Assets (Held at End of Year)

(a) Party in	(b) Security Name	(c) Security Type & Share Quantity	(d) ERISA Cost	(e) Current Value
Interest	SIMPLIFY EXCHANGE TRADED FDS TAIL RISK STRATEGY ETF	COMMON STOCK 3,019.92	\$ 35,302.83	

Schedule H, Line 4I - Schedule of Assets (Held at End of Year)

(a) Party in Interest	(b) Security Name	(c) Security Type & Share Quantity	(d) ERISA Cost	(e) Current Value
	SM ENERGY COMPANY COM	COMMON STOCK 2.00	\$ 69.66	\$ 58.96
	SMART GLOBAL HOLDINGS INC COM	COMMON STOCK 208.00	\$ 3,095.04	\$ 6,152.38
	SMART POWERR CORP COM	COMMON STOCK 100.00	\$ 260.00	\$ 552.00
	SMART SAND INC COM	COMMON STOCK 16,850.00	\$ 30,161.50	\$ 34,438.47
	SMARTSHEET INC COM CL A	COMMON STOCK 435.00	\$ 17,121.60	\$ 32,087.88
	SMEAD FUNDS VALUE A	MUTUAL FUNDS 1,007.63	\$ 66,049.56	\$ 68,509.75
	SMEAD FUNDS VALUE 11	MUTUAL FUNDS 3,165.68	\$ 209,283.24	\$ 219,128.51
	SMILEDIRECTCLUB INC COM CL A	COMMON STOCK 116,335.00	\$ 40,973.19	\$ 271,808.72
	SMITH & NEPHEW ADR SPONSORED	COMMON STOCK 210.00	\$ 5,646.90	\$ 7,037.26
	SMITH A O CORP COM	COMMON STOCK 107.12	\$ 6,131.38	\$ 6,823.62
	SMITH AND WESSON BRANDS INC COM	COMMON STOCK 11,285.87	\$ 97,961.46	

Schedule H, Line 4I - Schedule of Assets (Held at End of Year)

(a) Party in Interest	(b) Security Name	(c) Security Type & Share Quantity	(d) ERISA Cost	(e) Current Value
	SOLARWINDS CORPORATION COM	COMMON STOCK 191.09	\$ 1,788.57	\$ 2,711.52
	SOLENO THERAPEUTICS INC COM	COMMON STOCK 7.00	\$ 13.86	\$
	SOLID BIOSCIENCES INC COM	COMMON STOCK 423.00	\$ 2,275.74	\$
	SOLID POWER INC COM	COMMON STOCK 31,874.00	\$ 80,959.96	\$ 185,591.04
	SOLID POWER INC WARRANT	WARRANTS 5,000.00	\$ 2,100.00	\$ 11,350.00
	SOLIGENIX INC 1:15 R/S 2/10/23 834223505	COMMON STOCK 14,305.00	\$ 6,465.86	\$ 9,445.59
	SOLITARIO ZINC CORP COM	COMMON STOCK 500.00	\$ 310.05	\$ 249.95
	SOLO BRANDS INC COM CL A	COMMON STOCK 2,092.00	\$ 7,782.24	\$ 10,067.44
	SOLO INTERNATIONAL INC COM	COMMON STOCK 10,000.00	\$	\$
	SOLUNA HOLDINGS INC 9% PERP PFD SHS SER A *CLBL	PREFERRED		

Schedule H, Line 4I - Schedule of Assets (Held at End of Year)

(a) Party in

Interest	(b) Security Name	(c) Security Type & Share Quantity	(d) ERISA Cost	(e) Current Value
	SOUTHERN CO COM	COMMON STOCK 10,332.05	\$ 737,811.40	\$ 713,290.67
	SOUTHERN COPPER CORPORATION COM	COMMON STOCK 7,195.43	\$ 434,530.09	\$ 435,671.70
	SOUTHERN COPPER CORPORATION NOTE			

Schedule H, Line 4I - Schedule of Assets (Held at End of Year)

(a) Party in Interest	(b) Security Name	(c) Security Type & Share Quantity	(d) ERISA Cost	(e) Current Value
	SPDR PORTFOLIO S&P 600 SM CAP ETF	COMMON STOCK 2,547.95	\$ 94,197.49	\$ 110,798.17
	SPDR PORTFOLIO SH TSR ETF	COMMON STOCK 10,405.56	\$ 300,616.43	\$ 316,159.46
	SPDR PRTFLO S&P500 HI ETF	COMMON STOCK 10,580.20	\$ 418,763.96	\$ 450,935.48
	SPDR RUSSELL YIELD ETF	COMMON STOCK 300.00	\$ 28,110.00	\$ 30,112.47
	SPDR S&P INTERNET ETF	COMMON STOCK 25.00	\$ 1,556.25	\$ 1,579.30
	SPDR S&P KENSHO CLEAN ETF	COMMON STOCK 266.86	\$ 21,884.29	\$ 23,714.23
	SPDR S&P KENSHO FINAL ETF	COMMON STOCK 63.45	\$ 2,496.49	\$ 2,507.87
	SPDR S&P KENSHO FUTRE ETF	COMMON STOCK 10.24	\$ 440.03	\$ 536.70
	SPDR S&P KENSHO NEW ECON COMP ETF	COMMON STOCK 405.08	\$ 15,968.29	\$ 18,905.34
	SPDR S&P KENSHO SMART ETF	COMMON STOCK 370.89	\$ 10,926.39	\$ 18,959.97
	SPDR S&P MIDCAP 400 ETF TR UT SER1 S&PDCRP ETF	COMMON STOCK 397.61	\$ 176,056.85	

Schedule H, Line 4I - Schedule of Assets (Held at End of Year)

(a) Party in Interest	(b) Security Name	(c) Security Type & Share Quantity	(d) ERISA Cost	(e) Current Value
	SPDR SERIES TRUST S&P 600 SMCP VAL ETF	COMMON STOCK 3,808.02	\$ 282,630.43	\$ 320,341.16
	SPDR SERIES TRUST S&P 600 SML			

Schedule H, Line 4I - Schedule of Assets (Held at End of Year)

(a) Party in Interest	(b) Security Name	(c) Security Type & Share Quantity	(d) ERISA Cost	(e) Current Value
	SPLUNK INC COM	COMMON STOCK 4,654.00	\$ 400,662.86	\$ 536,271.48
	SPORTSMANS WAREHOUSE HLDGS INC COM	COMMON STOCK 832.00	\$ 7,829.12	\$ 9,817.60
	SPORTSMAP TECH ACQUISITION COR WARRANT	WARRANTS 10,000.00	\$ 110.00	\$ 411.00
	SPOTIFY TECHNOLOGY S.A. COM	COMMON STOCK 1,205.00	\$ 95,134.75	\$ 215,019.94
	SPREE ACQUISITION CORP 1 WARRANT	WARRANTS 10,725.00	\$ 380.74	\$ 540.80
	SPROTT ETF TR GOLD MINERS ETF	COMMON STOCK 753.97	\$ 18,668.45	\$ 20,246.71
	SPROTT ETF TR JR GOLD MINERS E ETF	COMMON STOCK 355.66	\$ 10,272.17	\$ 13,670.77
	SPROTT FDS TR GOLD EQTY INVESTOR	MUTUAL FUNDS 19,922.49	\$ 834,951.01	\$ 963,108.60
	SPROTT FDS TR URANIUM MINERS ETF	COMMON STOCK 9,387.38	\$ 297,955.44	\$ 68,730.52
	SPROTT FOCUS TRUST INC COM	COMMON STOCK 387.26	\$ 3,086.43	\$ 3,326.88
	SPROTT INC COM	COMMON STOCK 736.00	\$ 24,530.88	\$ 33,403.80
	SPROTT PHYS PLAT & PALLAD TRST UNIT	COMMON STOCK 5,729.00	\$ 77,971.69	\$ 79,828.65
	SPROTT PHYSICAL GOLD AND SILVE TR UNIT	COMMON STOCK 77,488.68	\$ 1,389,371.84	\$ 1,376,724.28
	SPROTT PHYSICAL GOLD TRUST UNIT	COMMON STOCK 113,569.00	\$ 1,601,322.90	\$ 1,648,127.42
	SPROTT PHYSICAL SILVER TRUST TR UNIT	COMMON STOCK 352,480.00	\$ 2,904,435.20	\$ 2,762,666.22
	SPROUT SOCIAL INC COM CL A	COMMON STOCK 361.00	\$ 20,382.06	\$ 32,641.56
	SPROUTS FARMERS MARKETS INC COM	COMMON STOCK 424.00	\$ 13,724.88	\$ 12,694.54
	SPRUCE BIOSCIENCES INC COM	COMMON STOCK 250.00	\$ 274.35	\$ 1,115.00
	SPRUCE POWER HOLDING CORP COM CL A	COMMON STOCK 35,561.00	\$ 32,684.12	\$ 103,813.03
	SPX TECHNOLOGIES COM	COMMON STOCK 45.00	\$ 2,954.25	\$ 3,003.82
	SPYGLASS RESOURCES CORP COM	COMMON STOCK 336.00	\$	\$ 0.03
	SQUARESPACE INC COM	COMMON STOCK 260.00	\$ 5,764.20	\$ 7,401.10
	SQZ BIOTECHNOLOGIES CO COM	COMMON STOCK 50.00	\$ 37.00	\$ 446.50
	SR CONNECT ACQUISITION CORP WARRANT	WARRANTS 6,000.00	\$ 360.60	\$ 276.69
	SRAX INC COM CL A	COMMON STOCK 6.00	\$ 9.18	\$ 11.98
	SRH TOTAL RETURN FUND INC COM	COMMON STOCK 1,558.18	\$ 19,788.80	\$ 21,000.84
	SS&C TECHNOLOGIES HOLDINGS INC COM	COMMON STOCK 1,040.71	\$ 54,179.15	\$ 85,311.01
*	SSGA ACTIVE ETF TR BLACKSTONE SENIOR LOAN ETF	COMMON STOCK 897.36	\$ 36,702.15	\$ 40,871.26
*	SSGA ACTIVE ETF TR MULT ASS RLRTN ETF	COMMON STOCK 300.00	\$ 8,262.00	\$ 8,421.00
*	SSGA ACTIVE ETF TR SPDR TR TACTIC ETF	COMMON STOCK 2,721.49	\$ 108,968.54	\$ 121,341.86
*	SSGA ACTIVE ETF TR ULT SHT	\$ 9 40,871.26	COMMON STOCK	\$ 6.00

SS&C TECHNOLOGIES

A 9A

Schedule H, Line 4I - Schedule of Assets (Held at End of Year)

(a) Party in Interest	(b) Security Name	(c) Security Type & Share Quantity	(d) ERISA Cost	(e) Current Value
	SUNCOR ENERGY INC COM	COMMON STOCK 4,045.89	\$ 128,375.84	\$ 110,673.44
	SUNERGY INC COM	COMMON STOCK 2,200,000.00	\$	\$
	SUNFLOWER BK N A DENVER COLO CD	CASH 13.00	\$ 13,023.45	\$ 13,000.00
	SUNHYDROGEN INC COM	COMMON STOCK 188,000.00	\$ 4,747.00	\$ 7,106.40
	SUNLANDS TECHNOLOGY GROUP ADR	COMMON STOCK 8.00	\$ 58.32	\$ 39.60
	SUNLIGHT FIN HLDGS INC COM	COMMON STOCK 15.00	\$ 19.35	\$ 71.70
	SUNLINK HEALTH SYSTEMS INC COM	COMMON STOCK 100.00	\$ 61.00	\$ 154.00
	SUNNOVA ENERGY INTL INCORP COM	COMMON STOCK 491.00	\$ 8,842.91	\$ 12,999.12
	SUNOCO LOGISTICS PARTNERS OPER NOTE M/W CLBL	BONDS 10.00	\$ 9,823.80	\$ 10,136.11
	SUNPOWER CORP COM	COMMON STOCK 13,610.00	\$ 245,388.30	\$ 283,395.33
	SUNRISE NEW ENERGY CO LTD COM	COMMON STOCK 2,000.00	\$ 5,460.00	\$ 8,463.16
	SUNRUN INC COM	COMMON STOCK 4,543.00	\$ 109,122.86	\$ 134,554.85
	SUNSHINE BIOPHARMA INC COM	COMMON STOCK 10,965.00	\$ 7,017.60	\$ 25,733.41
	SUNWORKS INC COM	COMMON STOCK 8,168.00	\$ 12,905.44	\$ 25,011.18
	SUPER GROUP LTD COM	COMMON STOCK 5,950.00	\$ 17,850.00	\$ 24,737.60
	SUPER LEAGUE GAMING INC COM	COMMON STOCK 2,850.00	\$ 958.85	\$ 3,306.50
	SUPER MICRO COMPUTER INC COM	COMMON STOCK 2,625.00	\$ 215,512.50	\$ 176,857.01
	SUPERCOM LTD NEW COM	COMMON STOCK 1,630.00	\$ 2,901.40	\$
	SUPERIOR GRP OF COMPANIES INC COM	COMMON STOCK 310.00	\$ 3,118.60	\$ 4,521.84
	SUPERIOR OIL & GAS CO COM DELISTED	COMMON STOCK 142,611.00	\$	\$
	SUPERNOVA ENERGY INC COM	COMMON STOCK 1.00	\$ 0.01	\$ 0.01
	SUPERNUS PHARMACEUTICALS INC COM	COMMON STOCK 145.00	\$ 5,172.15	\$ 4,228.20
	SURFACE ONCOLOGY INC COM	COMMON STOCK 7,000.00	\$ 5,740.00	\$ 32,275.98
	SURGALIGN HOLDINGS INC COM	COMMON STOCK 6,514.00	\$ 12,962.86	\$
	SURO CAPITAL CORP COM NEW	COMMON STOCK 12,665.34	\$ 48,128.31	\$ 143,082.69
	SURROZEN INC COM	COMMON STOCK 0.00	\$	\$
	SUZANO SA ADR SPONSORED	COMMON STOCK 264.00	\$ 2,439.36	\$ 2,851.20
	SVB FINANCIAL GROUP COM	COMMON STOCK 587.00	\$ 135,092.18	\$ 258,478.58
	SVF INVESTMENT CORP LIQ @ \$10.15859899/SH 1/27/23	COMMON STOCK 250.00	\$ 2,526.03	\$ 2,570.00
	SVF INVESTMENT CORP LIQ @\$10.15859899/SH 1/27/23	COMMON STOCK 1,160.00	\$ 11,727.60	\$ 11,646.40
	SVF INVESTMENT CORP WARRANT	WARRANTS 16,152.00	\$ 418.34	\$ 20,997.60
	SWEDISH EXPORT CREDIT CORP PUB ELEMNTS LND TO THE ICE BO *CLBL	PREFERRED STOCK 163.00	\$ 2,016.31	\$ 1,681.28
	SWEETGREEN INC COM CL A	COMMON STOCK 8,638.00	\$ 74,027.66	\$ 217,020.79
	SWIFTMERGE ACQUISITION CORP UNIT 1 CL A SHS & 1/2 WT EX	COMMON STOCK 10.00	\$ 101.00	\$ 99.40
	SWINGPLANE VENTURES INC COM	COMMON STOCK 1,400.00	\$	\$
	SWK HOLDINGS CORPORATION COM	COMMON STOCK 60.00	\$ 1,058.40	\$ 1,177.80

Schedule H, Line 4I - Schedule of Assets (Held at End of Year)

Schedule H, Line 4I - Schedule of Assets (Held at End of Year)

(a) Party in Interest	(b) Security Name	(c) Security Type & Share Quantity	(d) ERISA Cost	(e) Current Value
	T. ROWE PRICE FUNDS ASIA OPP INVESTOR	MUTUAL FUNDS 394.93	\$ 5,604.04	\$ 6,811.16
	T. ROWE PRICE FUNDS BALANCED INVESTOR	MUTUAL FUNDS 1,510.05	\$ 33,553.27	\$ 41,080.75
	T. ROWE PRICE FUNDS BLUE CHIP GROWTH INVESTOR	MUTUAL FUNDS 9,704.39	\$ 1,004,496.85	\$ 1,648,273.27
	T. ROWE PRICE FUNDS CAP APPRECIATION INVESTOR	MUTUAL FUNDS 17,611.24	\$ 523,582.14	\$ 639,524.21
	T. ROWE PRICE FUNDS DIV GROWTH INVESTOR	MUTUAL FUNDS 5,391.06	\$ 345,567.46	\$ 377,558.27
	T. ROWE PRICE FUNDS DIVERSIFIED MID CAP GROWTH INV	MUTUAL FUNDS 1,520.86	\$ 53,655.91	\$ 71,702.31
	T. ROWE PRICE FUNDS DYNAMIC GLOBAL BOND INVESTOR	MUTUAL FUNDS 15,150.48	\$ 129,082.06	

Schedule H, Line 4I - Schedule of Assets (Held at End of Year)

(a) Party in Interest	(b) Security Name	(c) Security Type & Share Quantity	(d) ERISA Cost	(e) Current Value
	TAKEDA PHARMACEUTICAL CO LTD ADR SPONSORED	COMMON STOCK 2,183.00	\$ 34,054.80	\$ 29,754.29
	TAKE TWO INTERACTIVE SOFTWARE COM	COMMON STOCK 1,778.00	\$ 185,143.14	\$ 145,084.84
	TAKUNG ART CO LTD COM	COMMON STOCK 2,168.00	\$ 1,193.27	\$ 8,249.37
	TAL EDUCATION GROUP ADR	COMMON STOCK 772.00	\$ 5,442.60	\$ 3,035.93
	TALEN ENERGY SUPPLY LLC NOTE M/W CLBL IN DEFAULT	BONDS 15.00	\$ 6,300.00	\$ 5,250.00
	TALIS BIOMEDICAL CORP COM	COMMON STOCK 610.00	\$ 271.88	\$ 2,446.10
	TALKSPACE INC COM	COMMON STOCK 341.00	\$ 208.11	\$ 611.99
	TALKSPACE INC WARRANT	WARRANTS 5,000.00	\$ 364.50	\$ 1,160.50
	TALON INTERNATIONAL INC COM	COMMON STOCK 10,000.00	\$ 950.00	\$ 800.00
	TALOS ENERGY INC COM	COMMON STOCK 2,263.00	\$ 42,725.44	\$ 24,602.40
	TANDEM DIABETES CARE INC COM	COMMON STOCK 2,660.00	\$ 119,567.00	\$ 380,753.66
	TANGER FACTORY OUTLET CENTERS COM USD0.01	COMMON STOCK 1,100.28	\$ 19,739.04	\$ 20,687.03
	TANGER PROPERTIES LP NOTE M/W CLBL	BONDS 10.00	\$ 7,265.10	\$ 7,495.46
	TANGO THERAPEUTICS COM	COMMON STOCK 2,000.00	\$ 14,500.00	\$ 16,320.00
	TANTECH HOLDINGS LTD COM	COMMON STOCK 1.00	\$ 2.15	\$
	TAPESTRY INC COM	COMMON STOCK 887.21	\$ 33,784.99	\$ 32,572.77
	TARGA RESOURCES CORPORATION COM	COMMON STOCK 1,164.34	\$ 85,578.92	\$ 61,546.62
	TARGET CORP COM	COMMON STOCK 9,333.38	\$ 1,391,042.78	\$ 1,971,547.20
	TARGET HOSPITALITY CORP COM	COMMON STOCK 10.00	\$ 151.40	\$ 125.00
	TARGET HOSPITALITY CORP WARRANT	WARRANTS 2,340.00	\$ 13,525.20	\$ 934.90
	TARONIS FUELS INC COM	COMMON STOCK 37.00	\$ 2.08	\$ 0.04
	TARONIS TECHNOLOGIES INC COM	COMMON STOCK 25,792.00	\$ 2.58	\$
	TASEKO MINES COM	COMMON STOCK 58,536.00	\$ 86,047.92	\$ 118,830.30
	TASKUS INC COM	COMMON STOCK 1,211.00	\$ 20,465.90	\$ 51,282.22
	TAT TECHNOLOGIES COM	COMMON STOCK 70.00	\$ 371.00	\$ 441.64
	TATA MOTORS LIMITED ADR TERMINATION 1/24/2023	COMMON STOCK 380.00	\$ 8,781.80	\$ 12,194.20
	TATTOOED CHEF INC COM CL A	COMMON STOCK 28,494.00	\$ 35,047.62	\$ 355,513.43
	TAXUS CARDIUM PHARMAS GRP INC COM	COMMON STOCK 500.00	\$	\$ 0.01
	TAYLOR DEVICES COM	COMMON STOCK 1,000.00	\$ 14,190.00	\$ 10,400.00
	TAYLOR MORRISON HOME CORP COM	COMMON STOCK 100.00	\$ 3,035.00	\$ 3,496.00
	TAYSHA GENE THERAPIES INC COM	COMMON STOCK 2,435.00	\$ 5,503.10	\$ 26,060.05
	TC BIOPHARM HLDGS LTD ADR	COMMON STOCK 100.00	\$ 385.00	\$
	TC ENERGY CORPORATION COM	COMMON STOCK 3,135.46	\$ 124,979.79	\$ 147,281.80
	TCR2 THERAPEUTICS INC COM	COMMON STOCK 138,329.00	\$ 138,163.01	\$ 277,527.43
	TCW FUNDS CORE FIXED INCOME INST	MUTUAL FUNDS 5,622.38	\$ 54,368.42	\$ 64,600.57
	TCW FUNDS EMRG MKTS INCOME N	MUTUAL FUNDS 77.95	\$ 609.60	\$ 770.38

Schedule H, Line 4I - Schedule of Assets (Held at End of Year)

**(a) Party in
Interest**

Schedule H, Line 4I - Schedule of Assets (Held at End of Year)

(a) Party in Interest	(b) Security Name	(c) Security Type & Share Quantity	(d) ERISA Cost	(e) Current Value
	THE9 LTD ADR THEDIRECTORY.COM	COMMON STOCK 12,724.00	\$ 7,214.51	\$ 36,867.98

Schedule H, Line 4I - Schedule of Assets (Held at End of Year)

(a) Party in Interest	(b) Security Name	(c) Security Type & Share Quantity	(d) ERISA Cost	(e) Current Value
	TIDAL ETF SOFI SELCT 500 ETF	COMMON STOCK 100.00	\$ 1,329.00	\$ 1,750.00
	TIDAL ETF SOFI SOCIAL 50 ETF	COMMON STOCK 8.00	\$ 155.57	\$ 300.91
	TIDAL ETF SOFI WEEKLY DIVIDEND ETF	COMMON STOCK 20.00	\$ 920.96	\$ 1,027.12
	TIDAL ETF SONICSHARES GLOBAL SHIPPING	COMMON STOCK 114.00	\$ 3,168.06	\$ 2,958.66
	TIDAL ETF SP FDS S&P 500 ETF	COMMON STOCK 701.00	\$ 18,036.73	\$ 20,221.58
	TIDAL ETF TRUST II THE MEET KEVIN PRICING PWR	COMMON STOCK 10.00	\$ 176.10	

Schedule H, Line 4I - Schedule of Assets (Held at End of Year)

(a) Party in Interest	(b) Security Name	(c) Security Type & Share Quantity	(d) ERISA Cost	(e) Current Value
	TOUCHSTONE FUNDS SANDS CAP SELECT GROWTH Y	MUTUAL FUNDS 11,961.09	\$ 113,510.71	\$ 226,804.57
	TOUCHSTONE FUNDS SANDS CAP SELECT GROWTH Z	MUTUAL FUNDS 122.08	\$ 1,029.09	\$ 2,081.47
	TOUCHSTONE FUNDS SANDS CAPITAL EM MK GROWTH A	MUTUAL FUNDS 1,010.53	\$ 12,581.15	\$ 12,948.46
	TOUCHSTONE FUNDS SANDS CAPITAL EM MK GROWTH Y	MUTUAL FUNDS 10,107.27	\$ 126,846.19	\$ 188,081.97
	TOUGHBUILT INDUSTRIES INC COM	COMMON STOCK 10,213.00	\$ 23,898.42	\$ 56,370.09
	TOWER SEMICONDUCTOR LTD COM	COMMON STOCK 1,618.00	\$ 69,897.60	\$ 66,838.71
	TOWNSQUARE MEDIA INC COM CL A	COMMON STOCK 110.00	\$ 797.50	\$ 882.76
	TOYOTA MOTOR CORP ADR UNSPONSORED	COMMON STOCK 3,171.49	\$ 433,160.33	\$ 569,488.08
	TPG INC COM CL A	COMMON STOCK 6.00	\$ 166.98	\$ 204.00
	TPG RE FINANCE TRUST INC COM USD0.001	COMMON STOCK 100.00	\$ 679.00	\$ 1,232.00
	TPI COMPOSITES INC COM	COMMON STOCK 819.00	\$ 8,304.66	\$ 10,871.65
	TR FOR PROFESSIONAL MGRS PERFORMANCE TR STRAT BD RETAIL	MUTUAL FUNDS 1,047.93	\$ 19,994.47	\$ 23,714.76
	TRACON PHARMACEUTICALS INC COM	COMMON STOCK 1,000.00	\$ 1,490.00	\$ 2,770.00
	TRACTOR SUPPLY CO COM	COMMON STOCK 1,131.52	\$ 254,554.23	\$ 267,309.18
	TRADESHOW MARKETING CO LTD COM	COMMON STOCK 4,000.00		

.....
 204.00

Schedule H, Line 4I - Schedule of Assets (Held at End of Year)

(a) Party in Interest	(b) Security Name	(c) Security Type & Share Quantity	(d) ERISA Cost	(e) Current Value
	TREVENA INC COM	COMMON STOCK 1,295.00	\$ 1,851.85	\$
	TREVI THERAPEUTICS INC COM	COMMON STOCK 1.00	\$ 1.93	

Schedule H, Line 4I - Schedule of Assets (Held at End of Year)

(a) Party in

Interest	(b) Security Name	(c) Security Type & Share Quantity	(d) ERISA Cost	(e) Current Value
	TROOPS INC COM	COMMON STOCK 10.00	\$ 21.84	\$ 49.10
	TRUCEPT INC COM	COMMON STOCK 1,000.00	\$ 31.00	\$ 135.00
	TRUEBLUE			

Schedule H, Line 4I - Schedule of Assets (Held at End of Year)

(a) Party in	(b) Security Name	(c) Security Type & Share Quantity	(d) ERISA Cost	(e) Current Value
Interest	TWILIO			

Schedule H, Line 4I - Schedule of Assets (Held at End of Year)

(a) Party in

Interest	(b) Security Name	(c) Security Type & Share Quantity	(d) ERISA Cost	(e) Current Value
	UBS BK USA SALT LAKE CITY UT CD MTHLY	CASH 14.00	\$ 13,954.18	\$ 13,972.74
	UBS GROUP AG COM	COMMON STOCK 320.00	\$ 5,974.40	\$ 5,681.60
	UCOMMUNE INTERNATIONAL LTD COM	COMMON		

Schedule H, Line 4I - Schedule of Assets (Held at End of Year)

(a) Party in Interest	(b) Security Name	(c) Security Type & Share Quantity	(d) ERISA Cost	(e) Current Value
	UNITED AIRLINES HOLDINGS COM	COMMON STOCK 45,421.00	\$ 1,712,371.70	\$ 1,939,355.19
	UNITED BANKERS BK BLOOMINGTON CD MTHLY	CASH 10.00	\$ 9,943.84	\$ 10,000.00
	UNITED BANKSHARES INC COM	COMMON STOCK 1,829.00	\$ 74,056.21	\$ 75,377.06
	UNITED COMM BK BLAIRSVLL 6.875% DEP SHS REP 1/100 *CLBL	PREFERRED STOCK 80.00	\$ 2,034.40	\$ 1,994.40
	UNITED INSURANCE HOLDINGS CORP COM	COMMON STOCK 2,100.00	\$ 2,226.00	\$ 9,114.00
	UNITED MARITIME CORPORATION COM	COMMON STOCK 267.00	\$ 1,174.80	\$
	UNITED MICRO ELECTRONICS ADR SPONSORED	COMMON STOCK 13,068.96	\$ 85,340.32	\$ 140,281.36
	UNITED NATURAL FOODS COM	COMMON STOCK 1,075.00	\$ 41,613.25	\$ 43,425.39
	UNITED PARCEL SERVICE INC COM CL B	COMMON STOCK 3,158.54	\$ 549,077.29	\$ 665,092.56
	UNITED RAIL INC COM	COMMON STOCK 2.00	\$ 0.00	\$ 1.13
	UNITED RENTALS (NORTH AMERICA) NOTE M/W CLBL	BONDS 25.00	\$ 23,489.50	\$ 27,062.50
	UNITED RENTALS INC COM	COMMON STOCK 785.00	\$ 279,004.70	\$ 261,072.86
	UNITED STATES ANTIMONY CORP COM	COMMON STOCK 4,552.00	\$ 2,216.37	\$ 2,260.19
	UNITED STATES OIL & GAS CORP COM DELISTED	COMMON STOCK 17,500.00	\$	\$
	UNITED STATES STEEL CORP COM	COMMON STOCK 3,879.94	\$ 97,192.42	\$ 93,483.88
	UNITED STATES STEEL CORP NOTE CLBL	BONDS 6.00	\$ 5,823.88	\$ 5,581.49
	UNITED STATES STEEL CORP NOTE M/W CLBL	BONDS 10.00	\$ 9,150.00	\$ 9,183.26
	UNITED STATES TREAS SEC STRIP STRIP	BONDS 3.00	\$ 2,038.35	\$ 2,508.57
	UNITED STATES TREAS SEC STRIP STRIP	BONDS 5.00	\$ 3,511.69	\$ 4,254.92
	UNITED STATES TREAS SEC STRIP STRIP	BONDS 5.00	\$ 3,219.06	\$ 4,060.38
	UNITED STATES TREASURY BILLS BILL	BONDS 25.00	\$ 24,676.14	\$ 24,658.25
	UNITED STATES TREASURY BILLS BILL	BONDS 206.00	\$ 205,489.26	\$ 203,957.80
	UNITED STATES TREASURY BILLS BILL	BONDS 50.00	\$ 49,699.09	\$ 49,328.00
	UNITED STATES TREASURY BILLS BILL	BONDS 71.00	\$ 70,339.17	\$ 70,030.76
	UNITED STATES TREASURY BILLS BILL	BONDS 437.00	\$ 429,602.03	\$ 427,440.06
	UNITED STATES TREASURY BILLS BILL	BONDS 35.00	\$ 34,294.44	\$ 34,193.50
	UNITED STATES TREASURY BILLS BILL	BONDS 268.00	\$ 267,945.86	\$ 265,990.86
	UNITED STATES TREASURY BILLS BILL	BONDS 119.00	\$ 118,896.68	\$ 118,049.83
	UNITED STATES TREASURY BILLS BILL	BONDS 12.00	\$ 11,980.69	\$ 11,968.68
	UNITED STATES TREASURY BILLS BILL	BONDS 20.00	\$ 19,460.55	\$ 19,382.80
	UNITED STATES TREASURY BILLS BILL	BONDS 20.00	\$ 19,920.21	\$ 19,708.80
	UNITED STATES TREASURY BILLS BILL	BONDS 50.00	\$ 49,717.13	\$ 49,690.06
	UNITED STATES TREASURY BILLS BILL	BONDS 33.00	\$ 32,779.94	\$ 32,781.83
	UNITED STATES TREASURY BILLS BILL	BONDS 250.00	\$ 248,756.75	\$ 247,374.28
	UNITED STATES TREASURY BILLS BILL	BONDS 320.00	\$ 317,814.62	\$ 315,109.41
	UNITED STATES TREASURY BILLS BILL	BONDS 53.00	\$ 51,209.29	\$ 50,923.54

Schedule H, Line 4I - Schedule of Assets (Held at End of Year)

Schedule H, Line 4I - Schedule of Assets (Held at End of Year)

(a) Party in Interest	(b) Security Name	(c) Security Type & Share Quantity	(d) ERISA Cost	(e) Current Value
	UNITED STATES TREASURY BONDS BOND	BONDS 36.00	\$ 20,212.03	\$ 31,685.62
	UNITED STATES TREASURY BONDS BOND	BONDS 5.00	\$ 3,128.91	\$ 4,379.69
	UNITED STATES TREASURY BONDS BOND	BONDS 5.00	\$ 3,153.32	\$ 4,396.29
	UNITED STATES TREASURY BONDS BOND	BONDS 3.00	\$ 1,803.16	\$ 2,808.16
	UNITED STATES TREASURY BONDS BOND	BONDS 5.00	\$ 3,275.20	\$ 4,571.29
	UNITED STATES TREASURY BONDS BOND	BONDS 172.00	\$ 110,395.77	\$ 170,951.87
	UNITED STATES TREASURY BONDS BOND	BONDS 10.00	\$ 6,894.14	\$ 6,869.87
	UNITED STATES TREASURY BONDS BOND	BONDS 5.00	\$ 4,157.81	\$ 4,238.22
	UNITED STATES TREASURY NOTES NOTE	BONDS 102.00	\$ 99,716.94	\$ 100,883.72
	UNITED STATES TREASURY NOTES NOTE	BONDS 337.00	\$ 323,572.64	\$ 328,188.36
	UNITED STATES TREASURY NOTES NOTE	BONDS 14.00	\$ 13,453.67	\$ 14,392.25
	UNITED STATES TREASURY NOTES NOTE	BONDS 3.00	\$ 2,769.26	\$ 2,998.07
	UNITED STATES TREASURY NOTES NOTE	BONDS 2.00	\$ 1,915.55	\$ 1,973.40
	UNITED STATES TREASURY NOTES NOTE	BONDS 9.00	\$ 8,630.16	\$ 8,924.91
	UNITED STATES TREASURY NOTES NOTE	BONDS 6.00	\$ 5,991.98	\$ 6,048.44
	UNITED STATES TREASURY NOTES NOTE	BONDS 4.00	\$ 3,850.31	\$ 4,027.49
	UNITED STATES TREASURY NOTES NOTE	BONDS 1.00	\$ 941.95	\$ 1,000.65
	UNITED STATES TREASURY NOTES NOTE	BONDS 11.00	\$ 10,948.41	\$ 11,051.80
	UNITED STATES TREASURY NOTES NOTE	BONDS 116.00	\$ 111,835.77	\$ 115,714.09
	UNITED STATES TREASURY NOTES NOTE	BONDS 155.00	\$ 154,134.17	\$ 155,710.62
	UNITED STATES TREASURY NOTES NOTE	BONDS 5.00	\$ 4,726.76	\$ 5,181.68
	UNITED STATES TREASURY NOTES NOTE	BONDS 5.00	\$ 4,837.30	\$ 5,032.65
	UNITED STATES TREASURY NOTES NOTE	BONDS 71.00	\$ 70,320.50	\$ 71,057.55
	UNITED STATES TREASURY NOTES NOTE	BONDS 10.00	\$ 9,674.22	\$ 10,052.20
	UNITED STATES TREASURY NOTES NOTE	BONDS 25.00	\$ 24,689.45	\$ 25,137.68
	UNITED STATES TREASURY NOTES NOTE	BONDS 19.00	\$ 18,715.74	\$ 19,090.69
	UNITED STATES TREASURY NOTES NOTE	BONDS 3.00	\$ 2,867.34	\$ 3,163.92
	UNITED STATES TREASURY NOTES NOTE	BONDS 9.00	\$ 8,853.05	\$ 8,906.63
	UNITED STATES TREASURY NOTES NOTE	BONDS 9.00	\$ 8,614.69	\$ 8,967.96
	UNITED STATES TREASURY NOTES NOTE	BONDS 24.00	\$ 23,511.56	\$ 23,820.96
	UNITED STATES TREASURY NOTES NOTE	BONDS 7.00	\$ 6,835.94	\$ 6,912.20
	UNITED STATES TREASURY NOTES NOTE	BONDS 100.00	\$ 95,640.62	\$ 100,164.84
	UNITED STATES TREASURY NOTES NOTE	BONDS 10.00	\$ 9,434.38	\$ 9,785.12
	UNITED STATES TREASURY NOTES NOTE	BONDS 2.00	\$ 1,891.33	\$ 1,989.80
	UNITED STATES TREASURY NOTES NOTE	BONDS 9.00	\$ 8,359.80	\$ 8,658.22
	UNITED STATES TREASURY NOTES NOTE	BONDS 1.00	\$ 960.94	\$ 993.28

Schedule H, Line 4I - Schedule of Assets (Held at End of Year)

(a) Party in Interest	(b) Security Name	(c) Security Type & Share Quantity	(d) ERISA Cost	(e) Current Value
	UNITED STATES TREASURY NOTES NOTE	BONDS 5.00	\$ 4,760.35	\$ 4,957.20
	UNITED STATES TREASURY NOTES NOTE	BONDS 1.00	\$ 945.00	\$ 1,028.66
	UNITED STATES TREASURY NOTES NOTE	BONDS 10.00	\$ 9,473.83	\$ 9,518.36
	UNITED STATES TREASURY NOTES NOTE	BONDS 174.00	\$ 174,000.00	\$ 175,353.77
	UNITED STATES TREASURY NOTES NOTE	BONDS 5.00	\$ 4,990.99	\$ 4,996.68
	UNITED STATES TREASURY NOTES NOTE	BONDS 28.00	\$ 27,803.24	\$ 27,871.53
	UNITED STATES TREASURY NOTES NOTE	BONDS 5.00	\$ 4,953.52	\$ 4,966.14
	UNITED STATES TREASURY NOTES NOTE	BONDS 2.00	\$ 1,976.48	\$ 1,991.17
	UNITED STATES TREASURY NOTES NOTE	BONDS 250.00	\$ 245,078.13	\$ 245,766.33
	UNITED STATES TREASURY NOTES NOTE	BONDS 13.00	\$ 12,683.13	\$ 12,823.28
	UNITED STATES TREASURY NOTES NOTE	BONDS 50.00	\$ 48,759.77	\$ 48,497.98
	UNITED STATES TREASURY NOTES NOTE	BONDS 59.00	\$ 57,557.26	\$ 59,153.46
	UNITED STATES TREASURY NOTES NOTE	BONDS 2.00	\$ 1,863.83	\$ 1,958.04
	UNITED STATES TREASURY NOTES NOTE	BONDS 10.00	\$ 9,895.31	\$ 9,984.57
	UNITED STATES TREASURY NOTES NOTE	BONDS 41.00	\$ 40,433.04	\$ 40,687.68
	UNITED STATES TREASURY NOTES NOTE	BONDS 9.00	\$ 8,721.56	\$ 9,063.82
	UNITED STATES TREASURY NOTES NOTE	BONDS 179.00	\$ 175,951.40	\$ 176,182.78
	UNITED STATES TREASURY NOTES NOTE	BONDS 203.00	\$ 197,108.23	\$ 204,789.03
	UNITED STATES TREASURY NOTES NOTE	BONDS 5.00	\$ 4,825.78	\$ 4,852.55
	UNITED STATES TREASURY NOTES NOTE	BONDS 4.00	\$ 3,735.00	\$ 4,029.19
	UNITED STATES TREASURY NOTES NOTE	BONDS 9.00	\$ 8,658.98	\$ 8,920.34
	UNITED STATES TREASURY NOTES NOTE	BONDS 9.00	\$ 8,676.56	\$ 9,034.51
	UNITED STATES TREASURY NOTES NOTE	BONDS 15.00	\$ 14,837.11	\$ 15,165.33
	UNITED STATES TREASURY NOTES NOTE	BONDS 3.00	\$ 2,777.81	\$ 2,909.76
	UNITED STATES TREASURY NOTES NOTE	BONDS 5.00	\$ 4,349.41	\$ 4,598.89
	UNITED STATES TREASURY NOTES NOTE	BONDS 9.00	\$ 8,245.20	\$ 8,492.53
	UNITED STATES TREASURY NOTES NOTE	BONDS 5.00	\$ 4,369.92	\$ 5,073.55
	UNITED STATES TREASURY NOTES NOTE	BONDS 9.00	\$ 8,250.82	\$ 8,554.41
	UNITED STATES TREASURY NOTES NOTE	BONDS 15.00	\$ 14,988.97	\$ 15,070.21
	UNITED STATES TREASURY NOTES NOTE			

Schedule H, Line 4I - Schedule of Assets (Held at End of Year)

(a) Party in Interest	(b) Security Name	(c) Security Type & Share Quantity	(d) ERISA Cost	(e) Current Value
	UNITED STATES TREASURY NOTES NOTE	BONDS 444.00	\$ 428,338.57	\$ 428,311.49
	UNITED STATES TREASURY NOTES NOTE	BONDS 10.00	\$ 8,950.78	\$ 9,420.91
	UNITED STATES TREASURY NOTES NOTE	BONDS 60.00	\$ 57,693.75	\$ 57,586.03
	UNITED STATES TREASURY NOTES NOTE	BONDS 25.00	\$ 22,383.79	\$ 22,993.71
	UNITED STATES TREASURY NOTES NOTE	BONDS 5.00	\$ 4,789.65	\$ 4,824.24
	UNITED STATES TREASURY NOTES NOTE	BONDS 46.00	\$ 46,000.00	\$ 45,890.09
	UNITED STATES TREASURY NOTES NOTE	BONDS 100.00	\$ 95,371.09	\$ 95,030.78
	UNITED STATES TREASURY NOTES NOTE	BONDS 395.00	\$ 393,809.59	\$ 390,121.89
	UNITED STATES TREASURY NOTES NOTE	BONDS 5.00	\$ 4,259.38	\$ 4,818.95
	UNITED STATES TREASURY NOTES NOTE	BONDS 31.00	\$ 25,346.13	\$ 29,519.58
	UNITED STATES TREASURY NOTES NOTE	BONDS 31.00	\$ 30,793.21	\$ 30,596.75
	UNITED STATES TREASURY NOTES NOTE	BONDS 78.00	\$ 77,201.18	\$ 76,820.57
	UNITED STATES TREASURY NOTES NOTE	BONDS 256.00	\$ 252,480.00	\$ 250,956.11
	UNITED STATES TREASURY NOTES NOTE	BONDS 3.00	\$ 2,531.13	\$ 2,967.19
	UNITED STATES TREASURY NOTES NOTE	BONDS 55.00	\$ 54,018.16	\$ 53,881.54
	UNITED STATES TREASURY NOTES NOTE	BONDS 135.00	\$ 132,004.69	\$ 131,514.56
	UNITED STATES TREASURY NOTES NOTE	BONDS 10.00	\$ 9,833.19	\$ 11,601.68
	UNITED STATES TREASURY NOTES NOTE	BONDS 555.00	\$ 540,387.85	

Schedule H, Line 4I - Schedule of Assets (Held at End of Year)

(a) Party in Interest	(b) Security Name	(c) Security Type & Share Quantity	(d) ERISA Cost	(e) Current Value
	UNITED STATES TREASURY NOTES NOTE	BONDS 9.00	\$ 8,458.24	\$ 8,798.36
	UNITED STATES TREASURY NOTES NOTE	BONDS 16.00	\$ 15,528.75	\$ 15,773.78
	UNITED STATES TREASURY NOTES NOTE	BONDS 15.00	\$ 14,446.88	\$ 14,988.74
	UNITED STATES TREASURY NOTES NOTE	BONDS 17.00	\$ 16,732.15	\$ 17,470.47
	UNITED STATES TREASURY NOTES NOTE	BONDS 185.00	\$ 179,796.88	\$ 181,804.53
	UNITED STATES TREASURY NOTES NOTE	BONDS 13.00	\$ 12,617.11	\$ 12,860.97
	UNITED STATES TREASURY NOTES NOTE	BONDS 9.00	\$ 8,496.56	\$ 8,808.04
	UNITED STATES TREASURY NOTES NOTE	BONDS 7.00	\$ 6,770.86	\$ 6,873.15
	UNITED STATES TREASURY NOTES NOTE	BONDS 3.00	\$ 2,905.20	\$ 3,058.51
	UNITED STATES TREASURY NOTES NOTE	BONDS 40.00	\$ 39,056.25	\$ 39,811.81
	UNITED STATES TREASURY NOTES NOTE	BONDS 250.00	\$ 243,935.53	\$ 249,244.89
	UNITED STATES TREASURY NOTES NOTE	BONDS 15.00	\$ 14,693.55	\$ 14,798.92
	UNITED STATES TREASURY NOTES NOTE	BONDS 17.00	\$ 16,673.95	\$ 16,749.54
	UNITED STATES TREASURY NOTES NOTE	BONDS 8.00	\$ 7,962.19	\$ 7,977.26
	UNITED STATES TREASURY NOTES NOTE	BONDS 20.00	\$ 20,107.03	\$ 20,080.72
	UNITED STATES TREASURY NOTES NOTE	BONDS 277.00	\$ 275,701.56	\$ 277,786.08
	UNITED STATES TREASURY NOTES NOTE	BONDS 33.00	\$ 33,002.58	\$ 33,325.78
	UNITED STATES TREASURY NOTES NOTE	BONDS 45.00	\$ 44,892.77	\$ 45,066.98
	UNITED STATES TREASURY NOTES NOTE	BONDS 308.00	\$ 309,737.77	\$ 312,547.10
	UNITED STATES TREASURY NOTES NOTE	BONDS 5.00	\$ 5,026.56	\$ 5,024.51
	UNITED STATES TREASURY NOTES NOTE	BONDS 1.00	\$ 1,024.22	\$ 1,044.71
	UNITED STATES TREASURY NOTES NOTE	BONDS 34.00	\$ 34,233.75	\$ 34,519.56
	UNITED STATES TREASURY NOTES NOTE	BONDS 35.00	\$ 35,019.14	\$ 35,134.21
	UNITED STATES TREASURY NOTES NOTE	BONDS 5.00	\$ 4,978.13	\$ 4,995.44
	UNITED STATES TREASURY NOTES NOTE	BONDS 11.00	\$ 10,939.84	\$ 11,011.99
	UNITED STATES TREASURY NOTES NOTE	BONDS 146.00	\$ 145,572.26	\$ 145,711.31
	UNITED STATES TREASURY NOTES NOTE QTRLY VAR	BONDS 10.00	\$ 9,980.75	\$ 9,992.13
	UNITED THERAPEUTICS CORP COM	COMMON STOCK 134.00	\$ 37,264.06	\$ 33,315.92
	UNITED WESTERN BANCORP COM DELISTED	COMMON STOCK 5,000.00	\$	\$
	UNITEDHEALTH GROUP INC COM	COMMON STOCK 3,572.74	\$ 1,894,195.82	\$ 1,810,557.02
	UNITI GROUP INC COM USD0.0001	COMMON STOCK 3,582.28	\$ 19,810.05	\$ 46,009.60
	UNITY BIOTECHNOLOGY INC COM	COMMON STOCK 1,451.00	\$ 3,975.74	\$
	UNITY BK CLINTON NJ CD	CASH 20.00	\$ 19,998.68	\$ 20,000.00
	UNITY SOFTWARE INC COM	COMMON STOCK 10,302.00	\$ 294,534.18	\$ 810,275.45
	UNIVERSAL			

Schedule H, Line 4I - Schedule of Assets (Held at End of Year)

**(a) Party in
Interest**

Schedule H, Line 4I - Schedule of Assets (Held at End of Year)

(a) Party in	(b) Security Name	(c) Security Type & Share Quantity	(d) ERISA Cost	(e) Current Value
Interest	USAA FUNDS NASDAQ 100 INDEX RETAIL	MUTUAL		

Schedule H, Line 4I - Schedule of Assets (Held at End of Year)

**(a) Party in
Interest**

Schedule H, Line 4I - Schedule of Assets (Held at End of Year)

(a) Party in Interest	(b) Security Name	(c) Security Type & Share Quantity	(d) ERISA Cost	(e) Current Value
	VANECK ETF TRUST VANECK PREFERRED SECURITIES	COMMON STOCK 1,201.70	\$ 20,080.27	\$ 26,257.29
	VANECK ETF TRUST VANECK RARE EARTH/STRATEGIC	COMMON STOCK 2,773.31	\$ 211,214.83	\$ 276,106.79
	VANECK ETF TRUST VANECK RUSSIA ETF	COMMON STOCK 23,382.76	\$ 132,112.57	\$ 291,575.46
	VANECK ETF TRUST VANECK RUSSIA SMALL CAP ETF	COMMON STOCK 80.00	\$ 899.20	\$ 1,020.00
	VANECK ETF TRUST VANECK SOCIAL SENTIMENT ETF	COMMON STOCK 1,400.95	\$ 17,021.64	\$ 31,264.72
	VANECK ETF TRUST VANECK STEEL ETF	COMMON STOCK 1,353.79	\$ 78,303.27	\$ 72,171.72
	VANECK ETF TRUST VANECK VIETNAM ETF	COMMON STOCK 2,111.38	\$ 24,998.72	\$ 44,727.68
	VANECK ETF TRUST VIDEO GAMING AND ESPORTS ETF	COMMON STOCK 10.21	\$ 437.73	\$ 674.80
	VANECK MERK			

Schedule H, Line 4I - Schedule of Assets (Held at End of Year)

(a) Party in Interest	(b) Security Name	(c) Security Type & Share Quantity	(d) ERISA Cost	(e) Current Value
	VANGUARD ESG INTL STK ETF	COMMON STOCK 679.06	\$ 33,402.96	\$ 40,512.19
	VANGUARD ESG US STK ETF	COMMON STOCK 2,992.95	\$ 197,115.62	\$ 251,513.80
	VANGUARD EUROPEAN STOCK INDEX ADMIRAL	MUTUAL FUNDS 541.28	\$ 37,602.24	\$ 45,974.60
	VANGUARD EXPLORER ADMIRAL	MUTUAL FUNDS 1,116.62	\$ 97,012.12	\$ 131,072.15
	VANGUARD EXPLORER INVESTOR	MUTUAL FUNDS 509.32	\$ 47,600.58	\$ 64,328.67
	VANGUARD EXTEND MKT ETF	COMMON STOCK 8,988.38	\$ 1,194,196.03	\$ 1,490,735.98
	VANGUARD EXTENDED DUR ETF	COMMON STOCK 844.43	\$ 69,944.30	\$ 110,479.57
	VANGUARD EXTENDED MKT INDEX ADMIRAL	MUTUAL FUNDS 419.73	\$ 42,329.47	\$ 58,046.80
	VANGUARD FEDERAL MONEY MKT INVESTOR	MUTUAL		

Schedule H, Line 4I - Schedule of Assets (Held at End of Year)

(a) Party in Interest	(b) Security Name	(c) Security Type & Share Quantity	(d) ERISA Cost	(e) Current Value
	VANGUARD HIGH DIV YLD ETF	COMMON STOCK 28,950.09	\$ 3,132,689.02	\$ 3,215,676.20
	VANGUARD HIGH YIELD CORP ADMIRAL			

Schedule H, Line 4I - Schedule of Assets (Held at End of Year)

(a) Party in Interest	(b) Security Name	(c) Security Type & Share Quantity	(d) ERISA Cost	(e) Current Value
	VANGUARD SHORT TRM BOND ETF	COMMON STOCK 15,069.17	\$ 1,134,407.80	\$ 1,198,430.48
	VANGUARD SHRT TRM CORP BD ETF	COMMON STOCK 8,367.07	\$ 629,119.47	\$ 668,808.04
	VANGUARD SM CAP GROWTH INDEX ADMIRAL	MUTUAL FUNDS 2,994.57	\$ 211,146.50	\$ 287,495.81
	VANGUARD SM CAP INDEX ADMIRAL	MUTUAL FUNDS 6,803.73	\$ 598,319.05	\$ 727,558.09
	VANGUARD SM CAP VALUE INDEX ADMIRAL	MUTUAL FUNDS 8,303.09	\$ 566,684.87	\$ 633,226.80
	VANGUARD SM CP VAL ETF	COMMON STOCK 16,683.67	\$ 2,649,366.80	\$ 2,959,391.34
	VANGUARD SMALL CP ETF	COMMON STOCK 9,119.49	\$ 1,673,787.89	\$ 1,994,179.22
	VANGUARD SML CP GRW ETF	COMMON STOCK 3,306.92	\$ 663,165.93	\$ 903,189.76
	VANGUARD SMLCP 600 GRTH ETF	COMMON STOCK 1,191.47	\$ 222,078.47	\$ 263,369.45
	VANGUARD SMLCP 600 VAL ETF	COMMON STOCK 275.35	\$ 43,243.72	\$ 49,092.35
	VANGUARD SMLLCP 600 IDX ETF	COMMON STOCK 667.11	\$ 115,616.31	\$ 137,606.12
	VANGUARD STAR FD TL INTL STK F ETF	COMMON STOCK 47,044.60	\$ 2,433,144.28	\$ 2,953,362.33
	VANGUARD STAR INVESTOR	MUTUAL FUNDS 1,516.04	\$ 36,627.65	\$ 47,465.22
	VANGUARD STRATEGIC EQTY INVESTOR	MUTUAL FUNDS 4,259.16	\$ 130,287.18	\$ 161,442.21
	VANGUARD STRATEGIC SM CAP EQTY INVESTOR	MUTUAL FUNDS 1,100.21	\$ 34,799.52	\$ 42,251.70
	VANGUARD STRM INFPROIDX ETF	COMMON STOCK 51,910.06	\$ 2,424,718.58	\$ 2,650,464.36
	VANGUARD TAX EXEMPT BD ETF	COMMON STOCK 212.95	\$ 10,538.60	\$ 10,162.67
	VANGUARD TAX EXEMPT BOND INDEX ADMIRAL	MUTUAL FUNDS 462.56	\$ 9,144.81	\$ 10,149.12
	VANGUARD TAX MNGD BAL ADMIRAL	MUTUAL FUNDS 728.65	\$ 26,508.36	\$ 30,843.48
	VANGUARD TGT RETIREMENT 2020 INVESTOR	MUTUAL FUNDS 14,810.48	\$ 375,593.80	\$ 455,491.70
	VANGUARD TGT RETIREMENT 2025 INVESTOR	MUTUAL FUNDS 34,932.21	\$ 582,669.30	\$ 700,528.06
	VANGUARD TGT RETIREMENT 2030 INVESTOR	MUTUAL FUNDS 46,727.57	\$ 1,465,843.81	\$ 1,782,169.28
	VANGUARD TGT RETIREMENT 2035 INVESTOR	MUTUAL FUNDS 64,936.49	\$ 1,256,520.91	\$ 1,540,068.30
	VANGUARD TGT RETIREMENT 2040 INVESTOR	MUTUAL FUNDS 7,306.47	\$ 248,419.95	\$ 299,304.46
	VANGUARD TGT RETIREMENT 2045 INVESTOR	MUTUAL FUNDS 15,088.93	\$ 344,329.31	\$ 425,855.92
	VANGUARD TGT RETIREMENT 2050 INVESTOR	MUTUAL FUNDS 1,470.21	\$ 55,573.98	\$ 68,623.31
	VANGUARD TGT RETIREMENT 2055 INVESTOR	MUTUAL FUNDS 798.42	\$ 33,669.46	\$ 40,983.79
	VANGUARD TGT RETIREMENT 2060 INVESTOR	MUTUAL FUNDS 5,654.13	\$ 219,549.75	\$ 269,156.69
	VANGUARD TGT RETIREMENT INCOME INVESTOR	MUTUAL FUNDS 2,284.19	\$ 27,958.44	\$ 607.13
	VANGUARD TOTAL BND MRKT ETF	COMMON STOCK 29,308.32	\$ 2,105,510.36	\$ 2,451,583.18
	VANGUARD TOTAL BOND MKT INDEX ADMIRAL	MUTUAL FUNDS 47,284.44	\$ 448,256.61	\$ 520,809.46
	VANGUARD TOTAL INT BD ETF	COMMON STOCK 15,896.98	\$ 753,993.86	\$ 867,038.58
	VANGUARD TOTAL INTL BOND INDEX ADMIRAL	MUTUAL FUNDS 597.36	\$ 11,314.02	\$ 13,158.83
	VANGUARD TOTAL INTL STOCK INDEX ADMIRAL	MUTUAL FUNDS 38,755.36	\$ 1,079,724.55	\$ 1,274,336.18
	VANGUARD TOTAL STK MKT ETF	COMMON STOCK 64,962.06	\$ 12,420,088.22	\$ 15,192,974.03
	VANGUARD TOTAL STOCK MKT INDEX ADMIRAL	MUTUAL FUNDS 69,869.08	\$ 6,504,807.72	\$ 7,858,680.96

Schedule H, Line 4I - Schedule of Assets (Held at End of Year)

(a) Party in Interest	(b) Security Name	(c) Security Type & Share Quantity	(d) ERISA Cost	(e) Current Value
	VANGUARD TOTAL WLD BD ETF	COMMON STOCK 2,596.31	\$ 174,082.45	\$ 196,833.12
	VANGUARD TOTAL WLD STOCK IDX ADMRL	MUTUAL FUNDS 552.40	\$ 16,876.00	\$ 20,585.03
	VANGUARD TREASURY MONEY MKT INVESTOR	MUTUAL FUNDS 182,640.66	\$ 182,640.66	\$ 182,640.66
	VANGUARD TT WRLD ST ETF	COMMON STOCK 13,884.25	\$ 1,196,683.16	\$ 1,372,501.84
	VANGUARD US GROWTH ADMIRAL	MUTUAL FUNDS 3,295.39	\$ 333,888.31	\$ 554,238.54
	VANGUARD US GROWTH INVESTOR	MUTUAL FUNDS 10,053.08	\$ 393,276.72	\$ 652,948.98
	VANGUARD US MOMENTUM ETF	COMMON STOCK 468.90	\$ 53,482.85	\$ 50,453.06
	VANGUARD US MULTIFACTOR ETF	COMMON STOCK 10.00	\$ 988.34	\$ 1,072.10
	VANGUARD US VALUE FACTR ETF	COMMON STOCK 59.40	\$ 5,860.70	\$ 6,179.01
	VANGUARD UTILITIES ETF	COMMON STOCK 3,528.80	\$ 541,175.39	\$ 551,110.44
	VANGUARD VALUE ETF	COMMON STOCK 17,474.26	\$ 2,452,858.51	\$ 2,529,607.41
	VANGUARD VALUE INDEX ADMIRAL	MUTUAL FUNDS 23,252.01	\$ 1,273,279.47	\$ 1,327,955.72
	VANGUARD VNG RUS1000GRW ETF	COMMON STOCK 18,993.47	\$ 1,046,920.78	\$ 1,415,671.90
	VANGUARD VNG RUS1000IDX ETF	COMMON STOCK 80.00	\$ 13,940.80	\$ 17,508.00
	VANGUARD VNG RUS1000VAL ETF	COMMON STOCK 2,003.14	\$ 133,368.86	\$ 146,652.45
	VANGUARD VNG RUS2000GRW ETF	COMMON STOCK 445.30	\$ 69,337.82	\$ 93,944.25
	VANGUARD VNG RUS2000IDX ETF	COMMON STOCK 2,976.36	\$ 209,445.96	\$ 256,173.86
	VANGUARD VNG RUS2000VAL ETF	COMMON STOCK 1,057.31	\$ 128,748.64	\$ 152,370.22
	VANGUARD VNG RUS3000IDX ETF	COMMON STOCK 50.81	\$ 8,727.30	\$ 10,294.02
	VANGUARD WELLESLEY INCOME ADMIRAL	MUTUAL FUNDS 5,815.48	\$ 344,509.04	\$ 391,279.06
	VANGUARD WELLESLEY INCOME INVESTOR	MUTUAL FUNDS 86,156.54	\$ 2,107,388.19	\$ 2,430,121.88
	VANGUARD WELLINGTON INVESTOR	MUTUAL FUNDS 5,327.29	\$ 204,674.40	\$ 253,832.82
	VANGUARD WINDSOR ADMIRAL	MUTUAL FUNDS 4,371.75	\$ 298,547.08	\$ 347,787.13
	VANGUARD WINDSOR II ADMIRAL	MUTUAL FUNDS 490.97	\$ 32,477.60	\$ 39,627.90
	VANGUARD WINDSOR II INVESTOR	MUTUAL FUNDS 5,509.16	\$ 205,436.35	\$ 250,365.03
	VANGUARD WINDSOR INVESTOR	MUTUAL FUNDS 7,119.62	\$ 144,243.50	\$ 168,072.35
	VAPE HLDGS INC COM	COMMON STOCK 100.00	\$	\$
	VAPORBRANDS INTL INC COM	COMMON STOCK 40,000.00	\$ 868.00	\$ 404.00
	VAREX IMAGING CORPORATION COM	COMMON STOCK 176.00	\$ 3,572.80	\$ 5,552.80
	VARONIS SYSTEMS INC COM	COMMON STOCK 1,258.00	\$ 100.00	\$ 100.00

Schedule H, Line 4I - Schedule of Assets (Held at End of Year)

(a) Party in Interest	(b) Security Name	(c) Security Type & Share Quantity	(d) ERISA Cost	(e) Current Value
	VEEVA SYSTEMS INC COM CL A	COMMON STOCK 1,152.00	\$ 185,909.76	\$ 270,361.47
	VELO3D INC COM	COMMON STOCK 9,734.00	\$ 17,423.86	\$ 59,189.47
	VELO3D INC WARRANT	WARRANTS 55.00	\$ 11.27	\$ 91.30
	VELOCITY FINCL INC COM	COMMON STOCK 600.00	\$ 5,790.00	\$ 8,220.00
	VELODYNE LIDAR INC 0.8204:1 EXC 2/14/23 68989M103	COMMON STOCK 47,968.00	\$ 35,433.96	\$ 137,134.10
	VELODYNE LIDAR INC 1:1 EXC 2/14/23 68989M129	WARRANTS 3,902.00	\$ 995.79	\$ 3,382.50
	VENTAS INC COM USD0.25	COMMON STOCK 285.55	\$ 12,863.89	\$ 14,600.68
	VENUS CONCEPT INC COM	COMMON STOCK 3,000.00	\$ 960.00	\$ 1,272.39
	VEOLIA ENVIRONNEMENT ADR SPONSORED	COMMON STOCK 452.17	\$ 11,643.56	\$ 16,485.20
	VEON LTD ADR SPONSORED	COMMON STOCK 1,858.08	\$ 910.46	\$ 2,683.33
	VERA BRADLEY INC COM	COMMON STOCK 1,250.00	\$ 5,662.50	\$ 10,637.50
	VERACYTE INC COM	COMMON STOCK 475.00	\$ 11,271.75	\$ 19,570.00
	VERASTEM INC COM	COMMON STOCK 2,300.00	\$ 925.75	\$ 4,715.00
	VERB TECHNOLOGY COMPANY INC COM	COMMON STOCK 347,682.00	\$ 57,054.62	\$ 193,389.36
	VERICEL CORP COM	COMMON STOCK 219.00	\$ 5,768.46	\$ 8,045.84
	VERIFYME INC COM	COMMON STOCK 3,300.00	\$ 3,828.00	\$ 9,676.65
	VERINT SYSTEMS INC COM	COMMON STOCK 12.00	\$ 435.36	\$ 630.12
	VERIS RESIDENTIAL INC COM STK USD0.01	COMMON STOCK 100.00	\$ 1,593.00	\$ 1,838.00
	VERISIGN COM	COMMON STOCK 205.00	\$ 42,115.20	\$ 51,903.87
	VERISK ANALYTICS INC COM	COMMON STOCK 89.08	\$ 15,714.96	\$ 20,373.24
	VERITEX CMNTY BK NA DALLAS TX CD	CASH 50.00	\$ 50,011.28	\$ 50,000.00
	VERITEX HLDGS INC COM	COMMON STOCK 22.00	\$ 617.76	\$ 720.72
	VERITIV CORP COM	COMMON STOCK 1.00	\$ 121.71	\$ 122.57
	VERITONE INC COM	COMMON STOCK 7,240.00	\$ 38,372.00	\$ 142,234.60
	VERIZON COMMUNICATIONS COM	COMMON STOCK 67,856.80	\$ 2,673,555.16	\$ 3,320,408.36
	VERMILION ENERGY INC COM	COMMON STOCK 3,682.01	\$ 65,171.65	\$ 59,865.73
	VERONA PHARMA ADR SPONSORED	COMMON STOCK 270.00	\$ 7,055.10	\$ 3,613.48
	VERRA MOBILITY CORP COM CL A	COMMON STOCK 67.00	\$ 926.61	\$ 1,033.81
	VERRICA PHARMACEUTICALS INC COM	COMMON STOCK 12,000.00	\$ 33,000.00	\$ 25,846.30
	VERSUS CAPITAL MULTI MANAGER REAL EST INC 1	MUTUAL FUNDS 4,206.43	\$ 123,164.39	\$ 127,678.09
	VERSUS SYSTEMS INC COM	COMMON STOCK 3.00	\$ 1.46	\$
	VERTEX ENERGY INC COM	COMMON STOCK 2,310.00	\$ 14,322.00	\$ 13,989.18
	VERTEX INC COM CL A	COMMON STOCK 274.00	\$ 3,975.74	\$ 4,348.38
	VERTEX PHARMACEUTICAL COM	COMMON STOCK 1,912.00	\$ 552,147.36	\$ 456,615.73
	VERTICAL AEROSPACE LTD COM	COMMON STOCK 1,035.00	\$ 3,508.65	\$ 6,196.21
	VERTICAL COMPUTER SYSTEMS INC DELISTED 1/6/21	COMMON STOCK 10,000.00	\$	\$

Schedule H, Line 4I - Schedule of Assets (Held at End of Year)

(a) Party in Interest	(b) Security Name	(c) Security Type & Share Quantity	(d) ERISA Cost	(e) Current Value
	VERTIV HOLDINGS CO COM CL A	COMMON STOCK 300.00	\$ 4,098.00	\$ 7,129.40
	VERU INC COM	COMMON STOCK 7,571.00	\$ 39,974.88	\$ 61,020.68
	VERVE THERAPEUTICS INC COM	COMMON STOCK 1,552.00	\$ 30,031.20	\$ 33,878.64
	VIA OPTRONICS AG ADR	COMMON STOCK 200.00	\$ 319.24	\$ 1,470.00
	VIA RENEWABLES INC COM CL A	COMMON STOCK 1,460.15	\$ 7,461.39	\$ 14,452.62
	VIACOM INC DEBENTURE UNSECURED M/W CLBL	BONDS 25.00	\$ 20,510.03	\$ 28,413.89
	VIAD CORP COM	COMMON STOCK 65.00	\$ 1,585.35	\$ 2,404.35
	VIANT TECHNOLOGY INC COM CL A	COMMON STOCK 4,587.00	\$ 18,439.74	\$ 42,051.88
	VIASAT INC COM	COMMON STOCK 202.00	\$ 6,393.30	\$ 8,997.08
	VIATRIS INC COM	COMMON STOCK 21,003.86	\$ 233,772.77	\$ 273,092.06
	VIAVI SOLUTIONS INC COM	COMMON STOCK 3,491.00	\$ 36,690.41	\$ 60,739.82
	VICARIOUS SURGICAL INC COM CL A	COMMON STOCK 2,711.00	\$ 5,476.22	\$ 9,914.80
	VICI PROPERTIES INC COM USD0.01	COMMON STOCK 4,241.13	\$ 137,412.26	\$ 124,802.25
	VICINITY MOTOR COR COM	COMMON STOCK 10,106.00	\$ 9,701.76	\$ 35,151.84
	VICOR CORP COM	COMMON STOCK 38.00	\$ 2,042.50	\$ 2,481.50
	VICOR TECHNOLOGIES INC COM DELISTED	COMMON STOCK 5,000.00	\$	\$
	VICTORIAS SECRET AND CO COM	COMMON STOCK 281.00	\$ 10,054.18	\$ 14,816.81
	VICTORY FUNDS GLOBAL ENERGY TRANSITION A	MUTUAL FUNDS 1,274.42	\$ 38,614.84	\$ 40,590.96
	VICTORY FUNDS HIGH YIELD A	MUTUAL FUNDS 580.47	\$ 3,053.26	\$ 3,925.73
	VICTORY FUNDS RS SELECT GROWTH A	MUTUAL FUNDS 495.72	\$ 7,688.63	\$ 13,525.53
	VICTORY FUNDS SYCAMORE ESTABLISHED VALUE R	MUTUAL FUNDS 1,421.87	\$ 62,405.96	\$ 68,966.38
	VICTORY FUNDS TRIVALENT INTL SM CAP C	MUTUAL FUNDS 1,876.56	\$ 23,081.65	\$ 30,362.69
	VICTORY PORTFOLIOS II MKT NEUTRAL INCOME A	MUTUAL FUNDS 2,783.31	\$ 23,017.97	\$ 26,418.32
	VICTORY PORTFOLIOS II VCSHS US 500 ENH ETF	COMMON STOCK 754.40	\$ 48,289.08	\$ 58,622.42
	VICTORY PORTFOLIOS II VCSHS US 500 VOL ETF	COMMON STOCK 148.67	\$ 10,070.57	\$ 11,522.98
	VICTORY PORTFOLIOS II VCSHS US LRG CAP ETF	COMMON STOCK 171.07	\$ 10,074.37	\$ 10,444.32
	VICTORY PORTFOLIOS II VCSHS US SMCP HG ETF	COMMON STOCK 163.99	\$ 8,458.81	\$ 10,032.59
	VIDAROO CORP COM	COMMON STOCK 59,500.00	\$	\$ 5.95
	VIEMED HEALTHCARE INC COM	COMMON STOCK 212.00	\$ 1,602.72	\$ 1,106.64
	VIEW INC COM CL A	COMMON STOCK 425.00	\$ 410.08	\$ 1,609.75
	VIEW INC WARRANT	WARRANTS 2,500.00	\$ 85.75	\$ 1,130.00
	VIEWRAY INC COM	COMMON STOCK 1,500.00	\$ 6,720.00	\$ 6,517.95
	VIEWTRAN GROUP INC COM	COMMON STOCK 2,000.00	\$ 0.02	\$
	VIKING THERAPEUTICS INC COM	COMMON STOCK 17,300.00	\$ 162,620.00	\$ 123,686.35
	VILLAGE FARMS INTE COM	COMMON STOCK 19,131.00	\$ 25,635.54	\$ 110,384.88
	VILLAGE SUPER MARKET INC COM CL A	COMMON STOCK 252.00	\$ 5,869.08	\$ 6,059.04

Schedule H, Line 4I - Schedule of Assets (Held at End of Year)

**(a) Party in
Interest**

Schedule H, Line 4I - Schedule of Assets (Held at End of Year)

(a) Party in	(b) Security Name	(c) Security Type & Share Quantity	(d) ERISA Cost	(e) Current Value
Interest	VIRTUS FUNDS MERGER I	MUTUAL FUNDS 3,298.95	\$ 55,092.40	\$ 57,038.85

Schedule H, Line 4I - Schedule of Assets (Held at End of Year)

(a) Party in Interest	(b) Security Name	(c) Security Type & Share Quantity	(d) ERISA Cost	(e) Current Value
	VOIS INC 1:2000 R/S 10/31/13 60255A103	COMMON STOCK 255.00	\$	\$
	VOLCON INC COM	COMMON STOCK 325.00	\$ 328.28	\$ 2,460.00
	VOLITIONRX LIMITED COM	COMMON STOCK 2,380.00	\$ 5,783.40	\$ 7,473.20
	VOLT ETF TRUST LIQUIDATION 1/18/23	COMMON STOCK 245.00	\$ 1,158.85	\$ 3,709.99
	VOLTA INC COM CL A	COMMON STOCK 43,688.00	\$ 15,526.72	\$ 149,145.07
	VOLTA INC WARRANT	WARRANTS 509.00	\$ 33.24	\$ 946.74
	VONTIER CORP COM	COMMON STOCK 248.00	\$ 4,793.84	\$ 6,616.72
	VOR BIOPHARMA INC COM	COMMON STOCK 500.00	\$ 3,325.00	\$ 2,613.73
	VORNADO REALTY TRUST COM SHS OF BEN INT USD0.04	COMMON STOCK 70.79	\$ 1,473.22	

Schedule H, Line 4I - Schedule of Assets (Held at End of Year)

(a) Party in	(b) Security Name	(c) Security Type & Share Quantity	(d) ERISA Cost	(e) Current Value
Interest	WALKME LTD COM	COMMON		

Schedule H, Line 4I - Schedule of Assets (Held at End of Year)

(a) Party in Interest	(b) Security Name	(c) Security Type & Share Quantity	(d) ERISA Cost	(e) Current Value
	WEATHERFORD INTL PLC COM	COMMON STOCK 34.00	\$ 1,731.28	\$ 1,507.24
	WEATHERFORD INTL PLC WARRANT	WARRANTS 63.00	\$ 13.86	\$ 31.50
	WEAVE COMMUNICATIONS INC COM	COMMON STOCK 50.00	\$ 229.00	\$ 759.00
	WEBER INC CASH MERGER \$8.05/SH 2/21/23	COMMON STOCK 1,503.00	\$ 12,099.15	\$ 18,910.54
	WEBSTER BANK WATERBURY CD	CASH 250.00	\$ 249,948.93	\$ 250,000.00
	WEBSTER FINANCIAL CORP COM	COMMON STOCK 492.00	\$ 23,291.28	\$ 22,526.00
	WEBXU INC COM DELISTED	COMMON STOCK 3,000.00	\$	\$
	WEC ENERGY GROUP INC COM	COMMON STOCK 1,008.89	\$ 94,592.59	\$ 101,971.80
	WEIBO CORPORATION ADR	COMMON STOCK 669.00	\$ 12,791.28	\$ 20,699.11
	WEIDAI LTD ADR	COMMON STOCK 400.00	\$ 72.00	\$
	WEIS MARKETS INC COM	COMMON STOCK 19.00	\$ 1,563.51	\$ 1,599.86
	WEITZ FUNDS PRTNR VALUE INVESTOR	MUTUAL FUNDS 721.94	\$ 18,712.56	\$ 25,030.38
	WEITZ FUNDS VALUE INVESTOR	MUTUAL FUNDS 1,640.89	\$ 68,851.91	\$ 97,973.12
	WEJO GROUP LIMITED COM CL A	COMMON STOCK 4,000.00	\$ 1,924.00	\$ 19,851.40
	WELLS FARGO & COMPANY 4.75 DP SH 1/1000 PF A S *CLBL	PREFERRED STOCK 1,500.00	\$ 27,480.00	\$ 29,238.06
	WELLS FARGO & COMPANY COM	COMMON STOCK 41,263.80	\$ 1,703,781.31	\$ 2,017,553.71
	WELLS FARGO & COMPANY NOTE M/W CLBL	BONDS 10.00	\$ 9,355.45	\$ 10,509.70
	WELLS FARGO BANK NATIONAL ASSN CD	CASH 115.00	\$ 114,818.20	\$ 115,000.00
	WELLS FARGO BANK NATIONAL ASSN CD	CASH 35.00	\$ 34,987.75	\$ 35,000.00
	WELLS FARGO BANK NATIONAL ASSN CD	CASH 1.00	\$ 995.97	\$ 1,000.00
	WELLS FARGO BANK NATIONAL ASSN CD	CASH 24.00	\$ 23,994.07	\$ 24,000.00
	WELLS FARGO BANK NATIONAL ASSN CD	CASH 450.00	\$ 449,611.88	\$ 450,000.00
	WELLS FARGO BANK NATIONAL ASSN CD	CASH 10.00	\$ 9,979.13	\$ 10,000.00
	WELLS FARGO BANK NATIONAL ASSN CD	CASH 215.00	\$ 214,592.02	\$ 215,000.00
	WELLS FARGO BANK NATIONAL ASSN CD	CASH 13.00	\$ 12,991.08	\$ 13,016.43
	WELLS FARGO BANK NATIONAL ASSN CD	CASH 2.00	\$ 1,998.80	\$ 2,000.00
	WELLS FARGO BANK NATIONAL ASSN CD	CASH 5.00	\$ 4,997.25	\$ 5,000.00
	WELLS FARGO BANK NATIONAL ASSN CD	CASH 5.00	\$ 5,003.32	\$ 5,000.00
	WELLS FARGO BANK NATIONAL ASSN CD	CASH 10.00	\$ 10,012.35	\$ 10,000.00
	WELLS FARGO BANK NATIONAL ASSN CD	CASH 96.00	\$ 96,105.75	\$ 98,692.88
	WELLS FARGO BANK NATIONAL ASSN CD	CASH 50.00	\$ 50,067.36	\$ 50,000.00
	WELLS FARGO BANK NATIONAL ASSN CD	CASH 10.00	\$ 10,013.61	\$ 10,000.00
	WELLS FARGO BANK NATIONAL ASSN CD	CASH 25.00	\$ 25,026.91	\$ 25,000.00
	WELLS FARGO BANK NATIONAL ASSN CD	CASH 21.00	\$ 21,013.34	\$ 21,000.00
	WELLS FARGO BANK NATIONAL ASSN CD	CASH 500.00	\$ 500,071.95	\$ 500,000.00
	WELLS FARGO BANK NATIONAL ASSN CD	CASH 130.00	\$ 130,042.91	\$ 130,000.00

Schedule H, Line 4I - Schedule of Assets (Held at End of Year)

(a) Party in Interest	(b) Security Name	(c) Security Type & Share Quantity	(d) ERISA Cost	(e) Current Value
	WELLS FARGO BANK NATIONAL ASSN CD	CASH 10.00	\$ 10,013.55	\$ 10,000.00
	WELLS FARGO BANK NATIONAL ASSN CD	CASH 10.00	\$ 9,919.26	\$ 10,000.00
	WELLS FARGO BANK NATIONAL ASSN CD	CASH 25.00	\$ 24,860.25	\$ 25,000.00
	WELLS FARGO BANK NATIONAL ASSN CD	CASH 30.00	\$ 29,938.18	\$ 30,000.00
	WELLS FARGO BANK NATIONAL ASSN CD	CASH 5.00	\$ 4,992.84	\$ 5,000.00
	WELLS FARGO BANK NATIONAL ASSN CD MTHLY	CASH 200.00	\$ 198,714.38	\$ 200,000.00
	WELLS FARGO BANK NATIONAL ASSN CD MTHLY	CASH 5.00	\$ 4,990.72	\$ 5,000.00
	WELLS FARGO BANK NATIONAL ASSN CD MTHLY	CASH 25.00	\$ 24,997.27	\$ 25,000.00
	WELLS FARGO BANK NATIONAL ASSN CD MTHLY	CASH 5.00	\$ 5,011.78	\$ 5,000.00
	WELLS FARGO BANK NATIONAL ASSN CD MTHLY	CASH 10.00	\$ 10,052.96	\$ 10,016.34
	WELLS FARGO BANK NATIONAL ASSN CD MTHLY	CASH 60.00	\$ 60,149.05	\$ 60,000.00
	WELLS FARGO BANK NATIONAL ASSN CD MTHLY	CASH 5.00	\$ 4,998.66	\$ 5,000.00
	WELLS FARGO BANK NATIONAL ASSN CD MTHLY	CASH 1.00	\$ 998.09	\$ 1,000.00
	WELLS FARGO BANK NATIONAL ASSN CD MTHLY	CASH 5.00	\$ 4,998.70	\$ 5,000.00
	WELLS FARGO BANK NATIONAL ASSN CD MTHLY	CASH 10.00	\$ 9,974.65	\$ 10,292.79
	WELLS FARGO BANK NATIONAL ASSN CD MTHLY	CASH 4.00	\$ 3,789.96	\$ 4,122.93
	WELLS FARGO BANK NATIONAL ASSN CD MTHLY	CASH 10.00	\$ 9,930.31	\$ 10,447.25
	WELLS FARGO BANK NATIONAL ASSN CD MTHLY	CASH 25.00	\$ 24,780.84	\$ 26,359.37
	WELLS FARGO BANK NATIONAL ASSN CD MTHLY	CASH 2.00	\$ 1,977.93	\$ 2,113.02
	WELLS FARGO BANK NATIONAL ASSN CD MTHLY	CASH 2.00	\$ 1,993.95	\$ 2,060.04
	WELLTOWER INC NOTE M/W CLBL	BONDS 35.00	\$ 29,605.53	\$ 31,262.89
	WELLTOWER OP INC COM USD1	COMMON STOCK 3,163.20	\$ 207,347.37	\$ 270,527.61
	WENDYS COMPANY (THE) COM	COMMON STOCK 820.29	\$ 18,563.19	\$ 19,422.14
	WERNER ENTERPRISES INC COM	COMMON STOCK 150.00	\$ 6,039.00	\$ 5,904.00
	WESBANCO INC COM	COMMON STOCK 100.00	\$ 3,698.00	\$ 3,370.00
	WESCO INTERNATIONAL INC COM	COMMON STOCK 4.00	\$ 500.80	\$ 495.99
	WESFARMERS LTD COM	COMMON STOCK 193.00	\$ 5,874.92	\$ 8,096.35

Schedule H, Line 4I - Schedule of Assets (Held at End of Year)

(a) Party in	(b) Security Name	(c) Security Type & Share Quantity	(d) ERISA Cost	(e) Current Value
--------------	-------------------	------------------------------------	----------------	-------------------

Schedule H, Line 4I - Schedule of Assets (Held at End of Year)

(a) Party in Interest	(b) Security Name	(c) Security Type & Share Quantity	(d) ERISA Cost	(e) Current Value
	WISDOMTREE TRUST US LARGE CAP DIVD ETF	COMMON STOCK 153.79	\$ 9,527.04	\$ 9,947.63
	WISDOMTREE TRUST US QTLY DIV GRT ETF	COMMON STOCK 1,542.85	\$ 93,126.49	\$ 98,136.58
	WISDOMTREE TRUST US S'CAP QTY DIV ETF	COMMON STOCK 1,141.00	\$ 45,879.61	\$ 50,124.13
	WISDOMTREE TRUST US TOTAL DIVIDND ETF	COMMON STOCK 199.38	\$ 12,092.58	\$ 12,886.85
	WISDOMTREE TRUST YLD ENH US AGGREGATE BD FD	COMMON STOCK 910.00	\$ 38,811.50	\$ 44,491.92
	WISDOMTREE US EFFICIENT CORE ALTERNATIVE INCOME FD ETF	COMMON STOCK 493.00	\$ 8,628.54	\$ 9,847.95
	WISDOMTREE US EFFICIENT CORE CLOUD COMPUTNG ETF	COMMON STOCK 314.00	\$ 7,875.12	\$ 15,136.35
	WISDOMTREE US EFFICIENT CORE CYBERSECURITY FD ETF	COMMON STOCK 8.00	\$ 121.80	\$ 176.03
	WISDOMTREE US EFFICIENT CORE EFFICIENT GOLD PLUS GOLD MI	COMMON STOCK 1.00	\$ 22.96	\$ 26.57
	WISDOMTREE US EFFICIENT CORE ENHANCED COMMODITY STRATEGY FI	COMMON STOCK 100.00	\$ 1,822.00	\$ 2,374.50
	WISDOMTREE US EFFICIENT CORE FLOATING RATE TREASURY FUND	COMMON STOCK 3,250.70	\$ 163,412.74	\$ 163,524.56
	WISDOMTREE US EFFICIENT CORE INTL EFFICIENT CORE FD	COMMON STOCK 35.00	\$ 1,110.55	\$ 1,138.90
	WISDOMTREE US EFFICIENT CORE US EFFICIENT CORE FUND ETF	COMMON STOCK 2,634.15	\$ 85,478.43	\$ 107,510.13
	WISDOMTREE US EFFICIENT CORE YIELD ENHANCED ETF	COMMON STOCK 209.00	\$ 9,752.99	\$ 10,143.32
	WISEKEY INTERNATIONAL HLDG LTD ADR SPONSORED	COMMON STOCK 550.00	\$ 979.00	\$ 455.00
	WIX.COM LTD COM	COMMON STOCK 907.00	\$ 69,684.81	\$ 137,183.22
	WM TECHNOLOGY INC COM	COMMON STOCK 649.00	\$ 655.49	\$ 3,901.51
	WOLFSPEED INC COM	COMMON STOCK 3,327.00	\$ 229,696.08	\$ 364,442.25
	WOLVERINE WORLD WIDE INC COM	COMMON STOCK 352.00	\$ 3,847.36	\$ 4,075.49
	WONDER AUTO TECHNO ESCROW	COMMON STOCK 2,000.00	\$	\$
	WOODSIDE ENERGY GROUP LTD ADR SPONSORED	COMMON STOCK 2,698.60	\$ 65,333.11	\$ 19,426.89
	WORKDAY INC COM CL A	COMMON STOCK 847.00	\$ 141,728.51	\$ 201,938.64
	WORKHORSE GROUP INC COM	COMMON STOCK 43,545.00	\$ 66,188.40	\$ 179,270.82
	WORKIVA INC COM CL A	COMMON STOCK 33.00	\$ 2,771.01	\$ 4,306.17
	WORKSPORT LTD COM	COMMON STOCK 24,191.00	\$ 24,070.05	\$ 55,332.29
	WORLD ACCEPTANCE CORP COM	COMMON STOCK 5.00	\$ 329.70	\$ 333.00
	WORLD FUEL SERVICES CORP COM	COMMON STOCK 203.00	\$ 5,547.99	\$ 4,283.26
	WORLD FUNDS APPLIED FINANCE EXPLORER			

Schedule H, Line 4I - Schedule of Assets (Held at End of Year)

(a) Party in Interest	(b) Security Name	(c) Security Type & Share Quantity	(d) ERISA Cost	(e) Current Value
	WRAP TECHNOLOGIES INC COM	COMMON STOCK 7,090.00	\$ 11,982.10	\$ 27,863.70
	WW INTERNATIONAL INC COM	COMMON STOCK 5,436.00	\$ 20,982.96	\$ 83,350.36
	WYNDHAM HOTELS & RESORTS INC COM	COMMON STOCK 21.60	\$ 1,540.01	\$ 1,929.29
	WYNN RESORTS LTD COM	COMMON STOCK 12,133.54	\$ 1,000,652.96	\$ 1,013,242.65
	X4 PHARMACEUTICALS INC COM	COMMON STOCK 2.00	\$ 1.99	\$ 2.99
	XAI OCTAGON FLTNG RAT & ALTR I COM	COMMON STOCK 4,207.63	\$ 26,592.23	\$ 33,797.33
	XBIOTECH INC COM	COMMON STOCK 2,323.00	\$ 8,153.73	\$ 19,840.85
	XCEL ENERGY INC COM	COMMON STOCK 8,856.85	\$ 620,953.68	\$ 607,150.84
	XPCNL BUSINESS SERVICES CORP COM	COMMON STOCK 360.00	\$ 0.32	\$ 18.00
	XENCOR INC COM	COMMON STOCK 40.00	\$ 1,041.60	\$ 885.75
	XENETIC BIOSCIENCES INC COM	COMMON STOCK 204.00	\$ 58.16	\$ 263.16
	XENONICS HOLDINGS INC COM	COMMON STOCK 2,000.00	\$ 1.00	\$ 1.40
	XERIS BIOPHARMA HLDGS INC COM	COMMON STOCK 3,591.00	\$ 4,776.03	\$ 10,037.54
	XEROX CORP NOTE M/W CLBL	BONDS 7.00	\$ 4,554.07	\$ 4,571.47
	XEROX HOLDINGS CORPORATION COM	COMMON STOCK 2,498.31	\$ 36,475.34	\$ 55,729.39
	XILIO THERAPEUTICS INC COM	COMMON STOCK 1,300.00	\$ 3,497.00	\$ 6,248.40
	XOMA CORP 8.625% CUM PERP PFD SER *CLBL	PREFERRED STOCK 500.00	\$ 12,401.00	\$ 11,635.00
	XOMA CORP COM	COMMON STOCK 60.00	\$ 1,104.00	\$ 1,102.00
	XOMA CORP DEP SH REP 1/1000TH B CU *CLBL	PREFERRED STOCK 300.00	\$ 7,335.00	\$ 7,836.40
	XOMETRY INC COM	COMMON STOCK 45.00	\$ 1,450.35	\$ 1,831.34
	XOS INC COM	COMMON STOCK 5,486.00	\$ 2,429.75	\$ 16,524.86
	XOS INC WARRANT	WARRANTS 75,000.00	\$ 3,075.00	\$ 10,725.22
	XP INC COM	COMMON STOCK 2.00	\$ 30.68	\$ 57.48
	XPEL INC COM	COMMON STOCK 9.00	\$ 540.54	\$ 614.52
	XPENG INC ADR	COMMON STOCK 14,451.00	\$ 143,642.94	\$ 549,488.37
	XPERI INC COM	COMMON STOCK 43.00	\$ 370.23	INC COM

Schedule H, Line 4I - Schedule of Assets (Held at End of Year)

**(a) Party in
Interest**

Schedule H, Line 4I - Schedule of Assets (Held at End of Year)

(a) Party in	(b) Security Name	(c) Security Type & Share Quantity	(d) ERISA Cost	(e) Current Value
Interest	ZOMEDICA CORP COM	COMMON STOCK 529,896.00	\$ 86,373.05	160,809 .73